

# Australasian Figbird


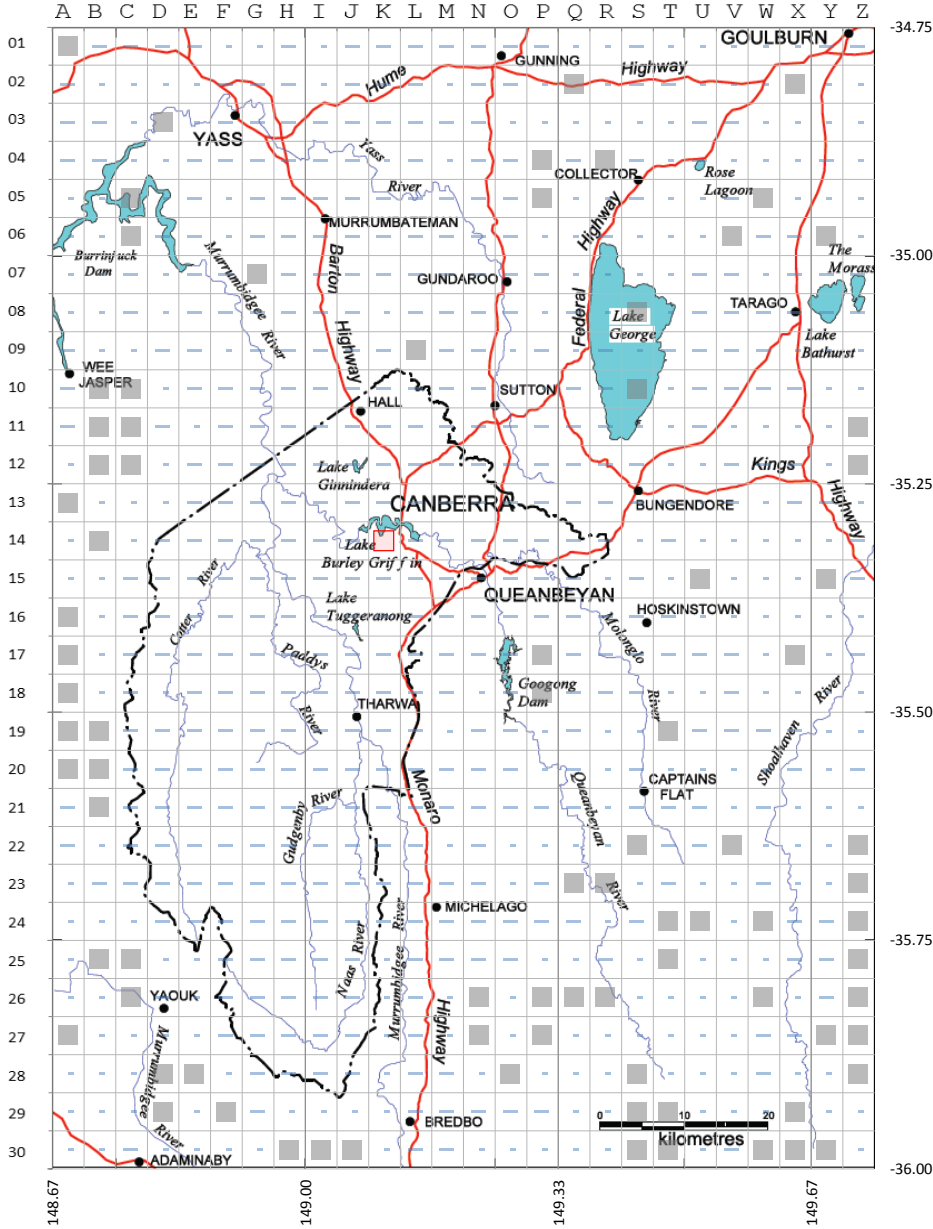
Summary 1 July 1981 - 30 June 2013

[More Detail](#)

## Reporting Rate

(Percent of datasheets reporting Australasian Figbird)

Australasian Figbird - Reporting Rate 1 July 1981 - 30 June 2013



(a) Caution - low reliability because only 1 to 5 datasheets have been submitted for the grid cell. The Reporting Rate not included for this reason.

### Warnings and Notes

Incidental datasheets (datasheets not reporting all species seen) are included.

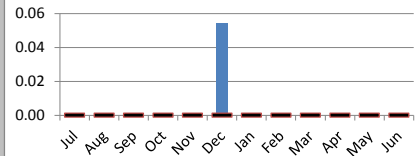
Data for rare species may include records not reviewed by the Rarities Panel.

Data collected for the ACT Atlas (1 Sep 1986 to 31 Aug 1989 - Year ending 1987-1990) is included. The number of birds seen was not recorded for these data.

This does not impact on the reporting rate data presented here.

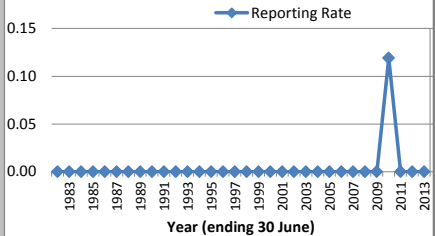
Sourced from General Survey data used for the Annual Bird Report 2013. Some alterations to the data made by authors of the ABR may not be reflected in this report.

## Australasian Figbird



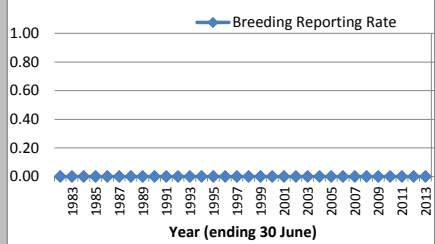
■ 1 July 1981 - 30 June 2013 Reporting Rate  
 - 1 July 2012 - 30 June 2013

## Australasian Figbird

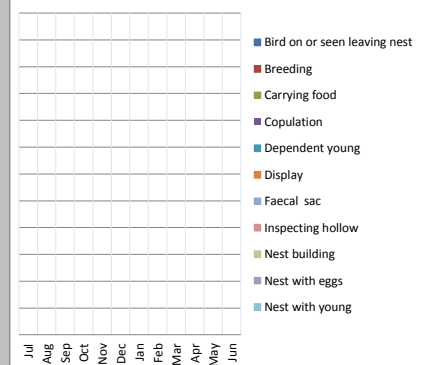


## Breeding

### Australasian Figbird



## Australasian Figbird



Number of observations	All years	2013
Recording number of birds or presence	3	0
Recording breeding	0	0

### Conditions for use

These data and copyright and other intellectual property rights in these data are and shall remain the property of Canberra Ornithologists Group (COG). COG must be acknowledged in any report, document or publication in which these data are used. These data are provided with the following statement as to the quality, which must accompany these data in any report, document or publication in which these data are used.

*These data were collected by amateur bird watchers using various survey methods. Note that on some occasions more than one person may have recorded bird sightings on the same day.*