


ISSN 0314-8211

# canberra bird notes

---

Volume 24  
Number 2  
June 1999



Registered by Australia Post – Publication No. NBH 0255

**CANBERRA ORNITHOLOGISTS GROUP INC**

PO Box 301 Civic Square ACT 2608

**1999 Committee**

<b>President</b>	Paul Fennell	6254 1804 (h)
<b>Treasurer</b>	Joan Lipscombe	
<b>Members</b>	Maria Lucacs	
	Alistair Bestow	
	Jenny Bounds	
	Kay Hahne	
	Doug Laing	
	David McDonald	
	Carol Macleay	
	Sue Mathews	
	Harvey Perkins	
	Philip Veerman	

**Other COG contacts**

<b>Conservation matters</b>	Doug Laing	6287 7700
<b>Database matters</b>	Paul Fennell	6254 1804
<b>Field trips — local</b>	Alistair Bestow	6281 1481
<b>Field trips — other</b>	Jenny Bounds	6288 7802
<b><i>Gang-gang</i> Editor</b>	Sue Mathews	6259 2816
<b>Garden Bird Survey</b>	Philip Veerman	6231 4041
<b>Hotline</b>	Ian Fraser	6247 5530
<b>Meetings (speakers)</b>	Barbara Allan	6254 6520
<b>Membership inquiries</b>	Noel Luff	6288 3291
<b>Mulligans Flat Survey</b>	Jenny Bounds	6288 7802
<b>Office Manager</b>	Vacant	6247 4996
<b>Rarities Panel</b>	Grahame Clark (Chairman), Barry Baker, Jenny Bounds, Mark Clayton and Dick Schodde; Barbara	
Allan (Secretary)		6254 6520
<b>Records Officer</b>	Malcolm Fyfe	6253 0772

**ANNUAL BIRD REPORTS: 1 JULY 1995 TO 30 JUNE 1996 AND  
1 JULY 1996 TO 30 JUNE 1997**

*Canberra Ornithologists Group  
PO Box 301, Civic Square, ACT 2608*

### Introduction

In order to maintain the momentum in the effort to catch up with the backlog of unpublished Annual Bird Reports, two reports are again being published together. These reports summarise all records of species that occurred in the Canberra region, as defined by the Canberra Ornithologists Group (COG), between 1 July 1995 and 30 June 1996 and between 1 July 1996 and 30 June 1997. The Canberra region is the description given by COG to its area of interest. The boundaries of the area lie along lines of latitude 34° 45' and 36° 00' S and longitude 148° 40' and 149° 45' E (see Appendix 6, Map 1).

A grid system is used for the collection and recording of information in the COG Database of Bird Observations. To achieve this the Canberra region is divided into 780 grid cells, each of 2.5 minutes of latitude and longitude. Each grid cell is identified by an alpha-numeric code, A to Z across the region from west to east and 1 to 30 from north to south. For example, the township of Gunning is situated in grid cell 01. The location of the grid cells is shown in Appendix 6, Map 2. The goal for COG will be to systematically survey all 780 grid cells in the region on a continuing basis.

There were 217 species recorded in the region in each of the twelve month periods to 30 June 1996 and to 30 June 1997. This compares with 213 species in 1993-94 and 221 in 1994-95

In 1993 COG undertook a review of the status in the Canberra region of a number of

species previously classified as Status 3, as defined in *A Field List of the Birds of Canberra and District* (Canberra Ornithologists Group 1985). The outcome was the introduction of the COG 'List of Unusual Birds', having effect from 1 July 1993 (Anon 1993) (see Appendix 7). Observers who record sightings of species included on this list, or which have not previously been recorded from the Canberra region, are asked to submit a Bird Report to the COG Rarities Panel so that the sightings can be endorsed as COG records.

All records of 'unusual birds' included in these reports, have been examined and endorsed by the COG Rarities Panel. A number of reported sightings were not referred to the Rarities Panel by the observers and so, not being endorsed, are not included in these reports. They are, nevertheless, retained in the COG database as unconfirmed records and may subsequently be endorsed if Bird Reports are submitted.

### Highlights

The highlights for the two years in the Canberra region included:

#### a) 1995-96

- first nesting reported for the region of the White-necked Heron *Ardea pacifica*;
- three further sightings of the Buff-breasted Sandpiper *Tryngites subruficollis*, first reported in the region in January 1993;
- first reported sightings for the region of the Ruff *Philomachus pugnax*;

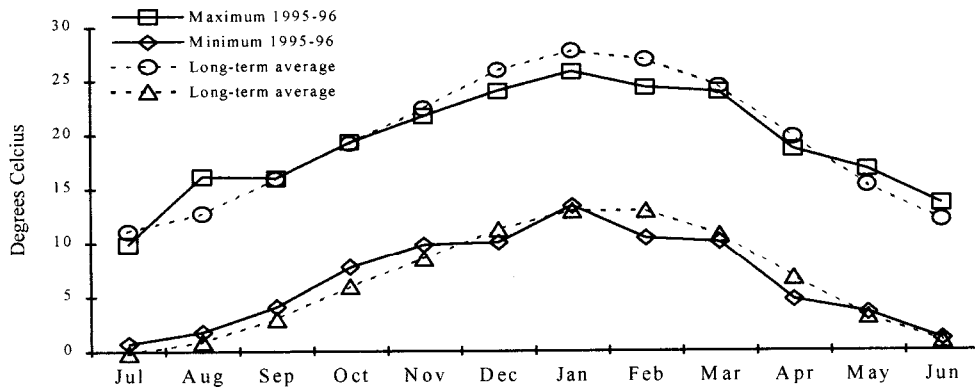


Figure 2. Monthly average maximum and minimum temperatures for 1995-96 and long-term averages.

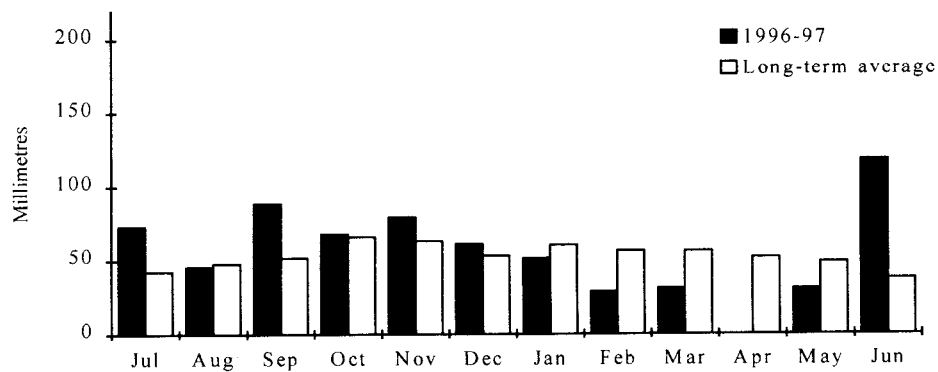


Figure 3. Monthly rainfall figures for 1996-97 and long-term averages.

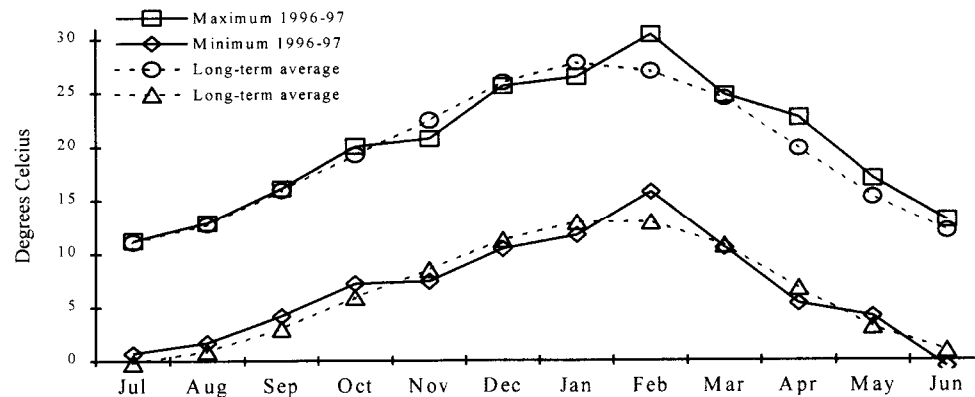


Figure 4. Monthly average maximum and minimum temperatures for 1996-97 and long-term averages.

## Sources of Data

Data for these reports were obtained from four sources:

a) *Garden Bird Survey*

The Garden Bird Survey (GBS) data are derived from standard charts on which participants record observations on a weekly basis at sites throughout suburban Canberra. Observers record the maximum number of individuals of each species seen at any one time during a week within a radius of 100 metres of their home or workplace. A detailed description of the Garden Bird Survey has been made by Hermes (1981).

Forty-three completed charts were received for the year 1995-96 and they contained records of 137 species. For the year 1996-97 there were again 43 charts this time containing records of 131 species. The approximate locations of these sites is shown in Appendix 6, Map 3. The total number of species recorded does not include unconfirmed records of 'unusual birds'.

Statistical values of abundance (A), distribution (F), presence (W), recording rate (R), and group size (G) together with the percentage change in these values when compared with the average of the previous year are shown in Appendix 3 for 1995-96, and Appendix 5 for 1996-97. The methods used to calculate these values are described in Appendix 1.

Graphs beside the text for selected species in the systematic lists indicate the average yearly number of individuals recorded in each GBS survey site per observer-week for the years since 1984-85. Histograms indicate the average monthly number of individuals recorded in each site per observer-week for the year under review. The greatest 'A' value has been used to

determine the vertical scale of each graph or histogram. Therefore, when comparing these for different species, allowance should be made for differences in this scale.

b) *Mulligans Flat Survey*

In June 1995 COG began collecting data on bird species and abundance in Mulligans Flat Nature Reserve, a largely intact remnant of Yellow Box alliance woodland, situated on the northern outskirts of Canberra.

The survey presents an opportunity to monitor the effect of encroaching urban development on the bird fauna during the next 10 to 15 years. In 1995 the urban area of Gungahlin was approximately three kilometres distant, separated from the reserve by grazed paddocks. Eventually housing will reach to the edge of the reserve on all but the northern boundary, the New South Wales border.

Surveys are conducted five times a year at 24 sites within the reserve. The number of birds seen or heard within a radius of 50 metres during a period of 15 minutes is recorded.

In the 1995-96 report information obtained from the Mulligans Flat Survey is included in the Miscellaneous category. In the 1996-97 report it appears separately.

c) *Waterbird Survey*

Data on the number of waterbirds present are collected during monthly surveys of Lake Bathurst (including The Morass) and Lake George. The survey involves visits to three locations at Lake Bathurst and to two locations at Lake George.

Waterbird surveys are regularly undertaken towards the end of each month. Occasionally circumstances prevent a survey

being undertaken within the designated month. If such a situation arises the survey may still be undertaken within the first few days of the following month. For example, the August 1996 counts at Lake Bathurst were actually done on 4 September. For survey purposes data collected in these cases will be regarded as applying to the month in which collection should have occurred and be included in these reports accordingly. However, if used for other purposes those data appear in the COG database as September records.

Surveys of Lake George were affected by the commencement of major road works on

the western shore of the lake during the latter part of 1995. At the same time the level of Lake George steadily fell during the months that followed. As a result no surveys were undertaken for the months April, May and June 1997.

Water at Lake Bathurst and The Morass completely dried up in March 1997 and no surveys were undertaken for the four months ending 30 June 1997.

Details of water levels, together with the number of waterbird species and the number of individuals counted on Lake Bathurst and Lake George are shown in Table 1.

**Table 1.** Water levels at Lake George and number of waterbird species and individuals recorded at Lake Bathurst (including The Morass) and Lake George. Monitoring of water levels at Lake Bathurst and The Morass ceased in June 1994. In the tables of waterbird numbers, figures which are underlined indicate the lake was only partly surveyed. The symbol '0' indicates no surveys were undertaken at any site at the lake for the month.

a) 1995-96

Jul	Aug	Sep	Oct	Nov	Dec	Jan	Feb	Mar	Apr	May	Jun	
<i>Water levels (metres):</i>												
LGeo	1.70	1.84	1.81	1.85	1.78	1.83	1.75	1.79	1.62	1.60	1.46	1.51
<i>Number of waterbird species:</i>												
LBth	20	24	14	21	23	28	26	20	22	21	16	19
LGeo	16	13	0	15	21	23	20	0	18	18	16	17
<i>Number of waterbird individuals:</i>												
LBth	7267	10450	<u>1998</u>	34086	13962	24473	19122	<u>13500</u>	7777	8612	6388	<u>5981</u>
LGeo	1281	995	<u>0</u>	2679	5581	5832	4614	0	3162	3158	3292	<u>3727</u>

b) 1996-97

Jul	Aug	Sep	Oct	Nov	Dec	Jan	Feb	Mar	Apr	May	Jun	
<i>Water levels (metres):</i>												
LGeo	1.55	1.77	1.75	1.84	1.80	1.77	1.66	1.50	1.45	1.33	1.24	1.23
<i>Number of waterbird species:</i>												
LBth	15	18	15	28	25	23	14	4	0	0	0	0
LGeo	12	15	15	14	19	23	15	16	12	0	0	0
<i>Number of waterbird individuals:</i>												
LBth	4881	6893	5711	4346	10808	11946	8755	218	0	0	0	0
LGeo	2320	135	846	1742	2784	2870	2086	1586	395	0	0	0

d) *Miscellaneous Records*

The Miscellaneous category of records includes all observations from the Canberra

region that were not collected specifically for one of the COG surveys (i.e. Garden Bird Survey, Mulligans Flat Survey or Waterbird Survey).

In addition to storing the records of specific surveys, the COG Database of Bird Observations includes numerous records collected by members and other interested enthusiasts.

Miscellaneous records form the bulk of the years' data and so represent an important source for the information COG needs to pursue its objective of promoting the conservation of our native birds and their habitat.

### Acknowledgments

Contributors to the preparation of the Highlights and the Systematic Lists were Grahame Clark, Bob Digan, Malcolm Fyfe, Brendan Lepschi, Ian McMahon and David Purchase.

Mick Donohue and Tony Harding loaded Garden Bird Survey data from charts to disk. Philip Veerman again provided all the GBS statistical data and other invaluable information essential for the preparation of these reports.

The map of the Canberra region (Appendix 6, Map 1) and the diagram of the grid system (Appendix 6, Map 2) were provided by Paul Sjoberg.

The table of water levels was produced from data supplied by the Australian Geological Survey Organisation, Canberra. Rainfall and temperature graphs were prepared from data supplied by the Canberra Meteorological Office.

### References

- Anon. (1993). COG list of unusual birds — June 1993. *Gang-gang* August 1993: 6-8.
- Bounds, J. (1995). Mulligan's Flat survey (Sunday 5 November). *Gang-gang* December 1995 — January 1996: 5.
- Bounds, J. (1996a). Brown Goshawk takes Common Myna. *Canberra Bird Notes* 21:12-13.
- Bounds, J. (1996b). Lone Fuscous and Yellow-faced Honeyeaters keeping company. *Canberra Bird Notes* 21: 14.
- Bounds, J., Brookfield, M. and Delahoy, M. (1996). Observations of a breeding colony of four pairs of Regent Honeyeaters at North Watson, Canberra, in 1995-96. *Canberra Bird Notes* 21: 41-55.
- Braby, M. (1996). A record of the Scarlet Honeyeater in the Australian National Botanic Gardens, ACT. *Canberra Bird Notes* 21: 1-2.
- Canberra Ornithologists Group (1985). *A Field List of the Birds of Canberra and District* (3rd edition). Canberra Ornithologists Group: Canberra.
- Canberra Ornithologists Group (1997). Annual Bird Report: 1 July 1992 to June 1993. *Canberra Bird Notes* 22 (Supplement): 1-56.
- Canberra Ornithologists Group (1998). Annual Bird Report: 1 July 1993 to June 1994 and 1 July 1994 to 30 June 1995. *Canberra Bird Notes* 23 (Supplement): 1-96.
- Christidis, L. and Boles, W.E. (1994). *The Taxonomy and Species of Birds of Australia and its Territories*. RAOU Monograph 2. RAOU: Melbourne.
- Dabb, G. (1996). Some observations of Little Corellas in South Canberra 1994-96. *Canberra Bird Notes* 21: 56-61.
- Davey, C. (1996). Unusual food item of the Yellow-tailed Black-Cockatoo. *Canberra Bird Notes* 21: 36-37.
- Davidson, G. (1997). Observations of successive nesting by a pair of Crested Pigeons in Fisher. *Canberra Bird Notes* 22: 30-32.

- Dow, C. (1988). Regional rarities records review 1964-1974. *Canberra Bird Notes* 13: 2-21.
- Joddard, P. (1997). Courtship display in the Double-barred Finch. *Canberra Bird Notes* 22: 36.
- Hermes, N. (1981). Garden Bird Chart and Survey. *Canberra Bird Notes* 6: 112-114.
- Leonard, J. (1995). The interaction of a solitary Regent Honeyeater with a group of Red Wattlebirds. *Canberra Bird Notes* 20: 81-83.
- Leonard, J. (1996). Opportunistic feeding by Willie Wagtail. *Canberra Bird Notes* 21: 38-39.
- Magrath, R.D. (1997). Breeding season of White-browed Scrubwrens in Canberra. *Canberra Bird Notes* 22: 15-17.
- McDonald, D. (1996). Early nest-building activity in a White-browed Scrubwren. *Canberra Bird Notes* 21: 65.
- McNaughton, J. (1969). Some birds of the Fyshwick area. *Canberra Bird Notes* 1(4): 8-12.
- Morris, A.K. (1971). Colonial nesting of White-necked Herons. *Canberra Bird Notes* 1(11): 10-11.
- Nicholls, A.O., Nicholls, J., Clayton, M. and Davey, C. (1996). Common Myna movement. *Canberra Bird Notes* 21: 62.
- Purchase, D. (1996). Sulphur-crested Cockatoo possibly feeding on nectar from gum flowers. *Canberra Bird Notes* 21: 38.
- Sexton, M. (1997). Satin Bowerbirds in our garden in Duffy. *Canberra Bird Notes* 22: 19-20.
- Taylor, I. (1987). Breeding data from suburban gardens, Canberra, 1981 to 1984. *Canberra Bird Notes* 12: 8-13.
- Wilson, D. (1996). Masked Lapwing nesting on a roundabout. *Canberra Bird Notes* 21: 13-14.
- Wilson, S.J. (1996). Bell Miners near Warrina Inlet, Lake Burley Griffin, ACT. *Canberra Bird Notes* 21: 14-15.



## Appendix 1. Explanatory Notes, Statistical Methods, Abbreviations, and Observer Codes

### a) *Explanatory Notes*

The names and sequence of birds in the Systematic Lists conform to the RAOU's Monograph 2, *The Taxonomy and Species of Birds of Australia and its Territories* (Christidis and Boles 1994).

The status shown for each bird in these reports takes account of results of the 1986-89 'Atlas' survey of the ACT and other data currently available. The status is given in an abbreviated form and consists of two elements, abundance and breeding/presence, the codes for each being separated by a period (e.g. C.BR). The meanings of the abbreviations are shown in section c) of this appendix.

As applicable, information relating to each species is in the sequence: Garden Bird Survey (GBS), Mulligans Flat Survey (MFS), Waterbird Survey (WBS) and miscellaneous records (Misc).

As a general rule records are set out in the following format: number of individuals/date, place, grid (observer). For example, '2/5 Jan ANBG GrK13 (McD)', indicates 2 birds on 5 January at Australian National Botanic Gardens grid cell K13 and the observer was Donald McDavid. Breeding records are indicated by an 'ne' (nest with eggs) or 'dy' (dependent young), or other abbreviation as appropriate, which take the place of the number of individuals. For breeding records of cuckoos, the host species, if recorded, is shown in brackets immediately following the breeding indicator e.g. dy(White-plumed Honeyeater)/12 Dec.

The words 'record(s)' and 'observation(s)' are not used to indicate the number of birds

involved. Where available and appropriate the number of individuals has been included.

In cases where the observer has been unable to make an accurate count of the birds present the following abundance codes may have been used to indicate estimated numbers: A=1 to 5 birds; B=6 to 20; C=21 to 50; D=51 to 100; E= 100 plus; or simply X= present.

Numbers and distribution of birds are sometimes compared with the previous year. Therefore, unless indicated otherwise, a statement in these reports such as 'overall numbers lower' should be taken to mean lower than in the immediately preceding year.

Garden Bird Survey data are often in the form '2wk May', '2wk' referring to the second week of the month. The dates of each week are shown at the top of the survey chart and also listed by Taylor (1987).

When sufficient data are available, breeding records giving the first and last nest and/or dependent young records have been included.

In Table 1 and in the tables of waterbird numbers included in the Systematic Lists, numbers which are underlined indicate that the lake was only partly surveyed. Figures in ***bold italics*** indicate breeding (including non-flying young present but their numbers not included in totals).

### b) *Garden Bird Survey Statistics*

The following variables are summarised in Appendices 3 and 4 for all species:

A Measure of abundance. This is the average number of individuals of a species recorded at a site for each week over the full year. It is obtained by adding all weekly observations of a species and dividing the sum by the total number of weeks during which observations were made. For 1995-96 the total number of weeks during which observations were made was 1873. For that year the total number of Silvereyes recorded was 10,289. Therefore the average number seen each week, at each site, over the full year (A) was 5.4933.

F Measure of distribution. This is the number of sites at which a species was recorded at least once expressed as a percentage of the total number of sites. In 1995-96 there were 43 sites and the Grey Fantail was recorded at least once at 40 of them. So, for the Grey Fantail the value of F for that year is 93.0%.

W Number of weeks in the year for which a species has been recorded at any site. In 1995-96 a resident species such as the Yellow-rumped Thornbill was present throughout the year, so W=52; whereas a migrant such as the Rose Robin, was present only for 15 weeks, i.e. W=15.

R Measure of the recording rate. This is the number of observer-weeks during which a species was recorded, expressed as a percentage of the total number of observer-weeks for the year. For example, in 1995-96 the Weebill was recorded during 342 of the weeks during which observations were made. Since the total number of observer weeks for that year was 1873, R=18.26%.

G Average number of individuals of a species recorded in each observation. For example, in 1995-96 the calculated G value for the Little Raven was 29.33,

this is an indication that the Little Raven was usually observed in sizeable flocks.

In Appendices 3 and 4 'N/A' in the columns listing percentage changes in the above values (e.g. dA%), indicates that there were no records for that species in the previous year for comparison.

c) Abbreviations

The following abbreviations include those used in previous editions of the Annual Bird Report. They have been added to and modified to facilitate their use both in these reports and the COG Database.

General

- ad adult
- ANBG Australian National Botanic Gardens
- ANU Australian National University
- Av Avenue
- CBN Canberra Bird Notes
- cf carrying food
- Ck creek
- co copulation
- CSIRO Commonwealth Scientific and Industrial Research Organisation. The abbreviation is followed by the location, e.g. CSIRO Black Mtn
- di display
- dy dependent young
- esc escapee (status as confirmed by the COG Rarities Panel)
- E East
- f female
- GBS Garden Bird Survey
- Gr COG grid cell (number)
- Hs Homestead
- Hwy Highway
- ih inspecting hollow
- imm immature
- inc including/inclusive
- juv juvenile
- km kilometre

**LBth** Lake Bathurst  
**LBG** Lake Burley Griffin  
**LGeo** Lake George  
**LGin** Lake Ginninderra  
**LTug** Lake Tuggeranong  
**m** male  
**max** maximum  
**MFS** Mulligans Flat Survey  
**Misc** miscellaneous (records)  
**Mt/Mtn** Mount/Mountain  
**N** North  
**nb** nest building  
**ne** nest with eggs  
**NP** National Park/Nature Park  
**nr** near  
**NR** Nature Reserve  
**ny** nest with young  
**on** bird on or observed leaving nest  
**Pk** Park  
**R** River  
**Ra** Range  
**Rd/rd** Road  
**Res** Reserve  
**S** South  
**SF** State Forest  
**UNIC** University of Canberra, Bruce  
**unsp** unspecified  
**W** West  
**WBS** Waterbird Survey  
**wk** week

#### Status

#### Abundance

**C** Common  
**R** Rare  
**U** Uncommon

#### Breeding/Presence

**B** Breeding  
**M** Migrant  
**R** Resident  
**SU** Status uncertain  
**Va** Vagrant  
**Vi** Visitor

#### d) Observer Codes

Observers are identified by codes which have been developed for use in both the Annual Bird Report and the database. These codes are made up of three letters from the names of the persons or organisations concerned, plus one number. The complete code will be used when entering data into the database. In these reports the numeral will be dropped except in cases where two observers have the same alpha code.

**AJR** Allen, Julia & Richard  
**AIB** Allan, Barbara  
**AIR** Allen, Richard  
**AnB** Anderson, Bernice  
**AnF** Antram, Frank  
**AnI** Anderson, Ian  
**AsM** Aston, Margaret  
**AvJ** Avery, John  
**BeA** Bestow, Alistair  
**BeC** Bennett, Catherine  
**BeR** Bennett, Ross  
**BoD** Bourne, David  
**BoJ** Bounds, Jenny  
**BrB** Bracegirdle, Brian  
**BrM2** Brookfield, Muriel  
**BrM4** Braby, Michael  
**BuM** Butterfield, Martin  
**CaJ** Carnahan, June  
**CCR** Cannon, C & R  
**CIG** Clark, Grahame  
**CIM** Clayton, Mark  
**CIS** Cleland, Sylvia  
**CoA** Cowan, Alan  
**CoE** Compston, Elizabeth  
**CrI** Crawford, Isobel  
**DaC** Davey, Chris  
**DaE** Davies, Eric  
**DaG2** Dabb, Geoffrey  
**DaG3** Davidson, George  
**DeM** Delahoy, Murray  
**DoM** Doyle, Mike  
**DuG** Duggan, Geoff  
**FeP** Fennell, Paul  
**FoA** Ford, Alan  
**FrI** Fraser, Ian

FyM Fyfe, Malcolm  
GeJ Geue, Jean  
GIJ Gleeson, John  
GoP Goddard, Phyl  
GoT Gourlay, Terry  
HaG Hartican, Gwen  
HAJ Holland, Andrea & Jack  
**HaK** Hahne, Kay  
**HaP** Hansbro, Phil  
**HeA** Henderson, Adam  
**HoJ** Hone, Jim  
**HoT** Howard, Tony  
**JoD** Johnson, Delia  
**KoV** Kowalski, Vic  
**KuR** Kuhn, Ric  
**KrS** Kral, Shirley  
**LaD** Landon, David  
**LaJ** Layton, John  
**LeB** Lepschi, Brendan  
**LeJ** Leonard, John  
**LeM** Lenz, Michael  
**LiB** Lindenmayer, Bruce  
LiH Linacre, Helen  
**LiM** Lintermans, Mark  
**LoE** Longley, Eva  
LuM Lukacs, Maria  
**MaR1** Mason, Richard  
**MaR3** Mathews, Russell  
**MaW** Martin, Warren  
McA McKenzie, Ann  
**McD** McDonald, David  
**McI** McMahon, Ian  
**MiP** Milburn, Peter  
**MoM1** Moncur, Mike  
**MoM3** Moffat, Martyn  
**MoN** Montgomery, Neil  
**MuS** Mugford, Stephen  
NeC Newman, Carol  
NeS Newbery, Susan  
NiJ Nicholls, James  
**OhM** O'Hare, Martin  
**OrP** Ormay, Peter  
**PeH** Perkins, Harvey  
**PfD** Pfanner, David  
**PrJ** Price, Joan  
**PuD** Purchase, David  
**ReD** Rentz, David  
**ReM** Reid, Margaret  
**RoC** Rowell, Cecily  
**RoD** Ross, Doug  
**RoP** Roberts, Peter  
**RuV** Russell, Vance  
ScA Scott, Anthony  
ScG Schoefl, Gutta  
SpP Spottswood, Peter  
TaM Taylor, McComas  
TaN Taws, Nicki  
**TaP** Taylor, Paul  
VeP Veerman, Philip  
**WiB** Wilson, Brendan  
**WiK** Windle, Kevin  
**WiP** Wicksteed, Pauline  
**WiS** Wilson, Steve  
**WoD** Wood, Don  
**WyP** Wyllie, Patrick

**Appendix 2. Systematic List 1 July 1995 to 30 June 1996**

**EMU**

**Emu** *Dromaius novaehollandiae* U.BR  
**Misc:** 2/30 Jun Pierces Ck GrF15 (McD).

**QUAILS**

**Stubble Quail** *Coturnix pectoralis* U.BR

**GBS:** 11 records of 1 to 4 birds in Dec, Jan, Feb and Apr from a site in Curtin GrJ14 (AJR).  
**WBS:** 7 records — 1/24 Nov, 2/29 Dec, 1/3 Jun, 9/30 Jun all LBth E basin GrY8 (MiP, LeM),  
 15/20 Jan LBth W basin GrY8 (CrI), 2/6 Jan LGeoS GrR11 (LeM), 1/6 Jan LGeoN GrR6 (LeM).

**Misc:** 12 records — 2/4 Nov, 1/5 Nov, 1/3 Dec, 3/3 Dec, 2/10 Dec Mulligans Flat GrL 10, GrL I I, GrM11 (HaP, BoJ), 1/5 Nov Federal golf course GrK14 (DuG), 2/27 Dec `Yellangalo' 12 km SW Gunning GrL3 (NiJ), A/29 Dec Munday Lane GrI8 (LeB), 2/12 Jan Lake Rd GrR11 (WiS), 1/28 Jan Jerrabomberra Pk GrM15 (LuM), 8/22 May, 12/2 Jun Point Hut dam GrJ17 (DaE).

**Brown Quail** *Coturnix ypsilophora* R.BVi

**GBS:** 5 records of single birds, in Jan, Feb and Mar, from a site in Curtin GrJ14 (AJR).  
**WBS:** 2/16 Dec LBth W basin GrY8 (HoT).  
**Misc:** 1/3 Dec Mulligans Flat GrL10 (BoJ), 4/10 Jan Weston Pk GrK14 (WiS), 12/14 Apr Yandyguinula Creek Lake GrS18 (AIR), 5/16 Jun LGen peninsula GrJ12 (FyM).

**King Quail** *Coturnix chinensis*

**Misc:** 1(esc)/10 Oct Melba GrJ12 (PuD).

**SWANS AND DUCKS**

**Blue-billed Duck** *Oxyura australis* R.BVi

**WBS:** 1/7 Nov LBth E basin GrY8 (LeM).  
**Misc:** 2/13 Jan Rose Lagoon GrU4 (LeJ).

**Musk Duck** *Biziura lobata* U.BR

**WBS:** LBth — the Jul and Aug numbers continued at similar levels to the final months of 1994-95. Sep then saw a complete change with numbers right down and no records at all for the six months Jan to Jun. At LGeo no records again this year:

	Jul	Aug	Sep	Oct	Nov	Dec	Jan	Feb	Mar	Apr	May	Jun
LBth	35	33	0	1	0	11	0	0	0	0	0	0

**Misc:** 16 non-breeding records from Rose Lagoon GrU4, Mulligans Flat GrL10, Point Hut dam GrK17, Jerrabomberra Wetlands NP GrL14 and `Yellangalo', SW of Gunning GrL3. 1 breeding record from Rose Lagoon — dy/I 9 Nov (LeJ).

**Freckled Duck** *Stictonetta naevosa*

U.Vi

**WBS:** Records from both sites at the lowest level for at least 20 years with only 1 at LBth and 2 at LGeo:

	Jul	Aug	Sep	Oct	Nov	Dec	Jan	Feb	Mar	Apr	May	Jun
LBth	0	0	0	0	0	0	0	0	0	0	0	5
LGeo	0	0	6	0	0	0	0	0	13	2	0	0

**Black Swan** *Cygnus atratus*

C.BR

**GBS:** 8/3wk Feb CSIRO Gungahlin GrK12 (CIM).

**WBS: LBth** — **although** not quite **up to** the level of 1994-95 numbers were generally large with a notable peak again in Oct. Nests Aug to Oct with juveniles through to Dec. LGeo — overall numbers similar to last year, again no breeding reported:

	Jul	Aug	Sep	Oct	Nov	Dec	Jan	Feb	Mar	Apr	May	Jun
LBth	1285	1850	195	5012	2284	3434	1479	1404	1142	1002	104	11115
LGeo	9	44	0	100	346	776	539	0	74	58	34	51

**Misc:** 32 records. Among them 6 records of dy from urban sites, Rose Lagoon and LGeo and also — on/17 Sep Jerrabomberra Wetlands GrL14 (McI).

**Australian Shelduck** *Tadorna tadornoides*

C.BR

**WBS:** Numbers rising in Oct through the summer months and falling again in autumn. LBth — numbers similar to last year; juveniles reported in Dec. LGeo — the Nov and Dec numbers exceed the previous largest figure of Nov 1984 (1870); juveniles reported in Dec:

	Jul	Aug	Sep	Oct	Nov	Dec	Jan	Feb	Mar	Apr	May	Jun
LBth	9	18	2	110	158	318	439	1001	865	146	29	4
LGeo	18	43	0	128	2317	1995	918	0	263	59	163	136

**Misc:** Just 7 records, the first on 28 Oct at Googong Dam GrN17 (AnI) and the last on 14 Apr at Yandyguinula Creek Lake GrS18 (AIR).

**Australian Wood Duck** *Chenonetta jubata*

C.BR

**GBS:** Abundance (A) and distribution (F) up slightly with 96 records from 14 sites.

Breeding reported again this year from a site in Yarralumla GrK14 (CCR) and also dy/3wk Nov Chapman GrI15 (McA).

**WBS:** Numbers again low this year with only 3 records at LBth.

	Jul	Aug	Sep	Oct	Nov	Dec	Jan	Feb	Mar	Apr	May	Jun
LBth	0	5	0	0	0	0	0	0	2	1	0	0
LGeo	19	5	0	0	6	163	123	0	0	0	0	0

**Misc:** 81 records from throughout the region. Only 2 breeding records, both of dy, from the ANU campus and Mulligans Flat.

**Mallard** *Anas platyrhynchos*

U.BR

GBS: 2/4wk Nov and 1/2wk Dec Curtin GrJ14 (AJR).

Misc: 1/9 Dec Sullivans Ck, ANU GrK13 (JoD), 2/2 May Lotus Bay, LBG GrK14 (JoD).

**Pacific Black Duck** *Anas superciliosa*

C.BR

GBS: 79 records from 8 sites. All but 12 of the records coming from two sites in Curtin GrJ14 (AJR) and CSIRO Gungahlin GrK12 (CIM).

WBS: Numbers well down at both lakes. No breeding reported:

	Jul	Aug	Sep	Oct	Nov	Dec	Jan	Feb	Mar	Apr	May	Jun
LBth	12	20	3	36	0	28	36	17	8	12	10	8
LGeo	2	2	0	5	6	43	53	0	0	2	60	35

Misc: 87 records from throughout the region — down by 30% on the past two years.

Breeding — reports of dependent juveniles from five sites between 5 Nov and 21 Jan.

**Australasian Shoveler** *Anas rhynchos*

C.BVi

WBS: LBth — overall numbers were down this year despite the fact that the Feb count exceeded the previous highest at this site (5300 in Mar 1993). LGeo — overall count down from last year:

	Jul	Aug	Sep	Oct	Nov	Dec	Jan	Feb	Mar	Apr	May	Jun
LBth	351	427	<u>365</u>	1540	181	2951	3799	<u>5618</u>	594	1715	1570	<u>222</u>
LGeo	42	0	0	40	319	240	249	0	393	77	180	112

Misc: 21 records most from Jerrabomberra Wetlands GrL14 and Mulligans Flat GrL11, but also 4/14 Apr Yandyguinula Creek Lake GrS18 (AIR) and 3 records from Point Hut Dam GrJ17 (DaE).

**Grey Teal** *Anas gracilis*

C.BR

GBS: 5 records of 1 to 3 birds in Nov, Dec and Mar at one site in Curtin GrJ14 (AJR).

WBS: LBth — overall numbers up and more evenly spread without the peak which occurred in spring last year. Numbers also up at LGeo closer to the levels of earlier years. No breeding records from either lake:

	Jul	Aug	Sep	Oct	Nov	Dec	Jan	Feb	Mar	Apr	May	Jun
LBth	439	<u>2295</u>	<u>485</u>	4879	590	2906	2068	<u>1222</u>	950	3652	2847	<u>2907</u>
LGeo	415	419	0	1870	419	1134	1601	0	1364	2049	1849	2252

Misc: 24 records including 1 of dy from Mulligans Flat GrL11.

Chestnut Teal *Anas castanea*

C.BR

GBS: Records from one site — 1 to 7 birds during 18 weeks Jul to Jan , CSIRO Gungahlin GrK12 (CIM).

WBS: LBth — present all months with numbers similar to recent years. LGeo — numbers down:

	Jul	Aug	Sep	Oct	Nov	Dec	Jan	Feb	Mar	Apr	May	Jun
LBth	460	332	30	412	58	301	427	396	487	333	589	369
LGeo	12	4	0	5	2	1	58	0	22	20	4	26

Misc: 16 records — from Jerrabomberra Wetlands, Mulligans Flat, Bungendore sewage ponds, LGeo and Point Hut Dam.

Pink-eared Duck *Malacorhynchus membranaceus*

C.Vi

WBS: LBth — numbers back down to the level of 1993-94 with a peak in Mar this year.

LGeo — numbers slightly down overall:

	Jul	Aug	Sep	Oct	Nov	Dec	Jan	Feb	Mar	Apr	May	Jun	
LBth	850	215	0	183		210	510	108	165	1500	570	197	<u>280</u>
LGeo	295	0	6	30		22	176	120	0	20	6	20	620

Misc: 7 records (up to 20 birds), 5 of them in Jul, and all from Jerrabomberra Wetlands GrL14.

Hardhead *Aythya australis*

U.BVi

WBS: LBth — numbers again fairly low and peaking in Dec. No records from LGeo:

	Jul	Aug	Sep	Oct	Nov	Dec	Jan	Feb	Mar	Apr	May	Jun
LBth	57	13	0	115	118	168	5	7	0	0	0	3

Misc: 18 non-breeding records.

GREBES

Australasian Grebe *Tachybaptus novaehollandiae*

C.BR

WBS: Numbers have been in decline for several years and there were no records this year.

Misc: 40 non-breeding records from 15 grid cells (compared with 66 from 26 in 1994-95 and 57 from 39 in 1993-94) in all months; largest 40/8 Sep Black Mtn and ANU GrK13, 20/17 Sep, 20/12 May Jerrabomberra Wetlands GrL14 (all McI), all others <15. 2 breeding records — dy/3 Nov Capital golf course GrL15 (WyP), dy/3 Dec Mulligans Flat GrL10 (BoJ).



**Hoary-headed Grebe** *Poliiocephalus poliocephalus* C.BR

**WBS:** LBth — numbers in the warmer months (Oct to Feb) have shown a small increase following last year's low numbers, whereas those for most other months remain low.  
 LGeo — numbers are the lowest since the lake again filled in 1989:

	Jul	Aug	Sep	Oct	Nov	Dec	Jan	Feb	Mar	Apr	May	Jun
LBth	154	595	<u>289</u>	1798	1791	2438	3116	<u>793</u>	120	6	0	0
LGeo	0	3	0	0	18	1	0	0	0	0	0	0

**Misc:** 24 non-breeding records from 11 grid cells; largest 150/14 Apr Yandyguinula Creek Lake GrS18 (AIR), 40/21 Dec Rose Lagoon GrU4 (LeJ), 40/21 Jan Jerrabomberra Wetlands GrL14 (McI), all others <26. 1 breeding record — di/3 Dec Mulligans Flat GrL11 (BoJ).

**Great Crested Grebe** *Podiceps cristatus* U.BR

**Misc:** 2/29 Oct Acacia Inlet LBG GrK13 (DuG), 3/1 Nov E side Black Mtn peninsula LBG GrK13 (HaP), 3/27 Dec `Yellangalo' 12 km SW Gunning GrL3 (NiJ).

**DARTER, CORMORANTS AND PELICAN****Darter** *Anhinga melanogaster*

U.BR

**WBS:** 1/26 May LBth Morass GrZ8 (DoM).

**Misc:** 6 records from 4 grid cells — 1/9 Aug LGIN GrJ12 (LaJ), 1/13 Aug Orana Bay LBG GrK14 (LeJ), 2/13 Aug LGIN GrJ12 (McI), 1/27 Dec `Yellangalo' SW Gunning GrL3 (NiJ), 10/31 Mar, 1/9 May Mulligans Flat GrL11 (BoJ, Pfd).

**Little Pied Cormorant** *Phalacrocorax melanoleucos*

C.BR

**GBS:** 1/3wk Apr Curtin GrJ14 (AJR), 2/4wk Jan, 1/1wk Feb CSIRO Gungahlin GrK12 (C1M).

**WBS:** 1 record only — 2/21 Jan LBth E basin GrY8 (LeM). Numbers have been falling for several years and are now the lowest since 1987-88 when none were reported from LBth (the main basin was dry) and LGeo (which had a low water level and was not surveyed).

**Misc:** 36 non-breeding records from 12 grid cells in all months except Oct, 14 came from urban lakes and their environs in Canberra and 11 from Mulligans Flat; largest 10/19 Nov Rose Lagoon GrU4 (LeJ) (but also see breeding records). 3 breeding records — on/4 Nov, on/5 Nov, dy/3 Dec Mulligans Flat GrL11 (BoJ, BuM); 18 birds were present at the time of the 4 Nov observation.

**Little Black Cormorant** *Phalacrocorax sulcirostris*

C.BR

**GBS:** 8/4wk May Curtin GrJ14 (AJR), 2/3wk Jan Kambah GrJ16 (PeH).

**WBS:** Numbers have been in decline for several years and there are no records this year.

**Misc:** 20 non-breeding records from 8 grid cells in all months except Feb and Jun, 12 came from urban lakes and their environs in Canberra; largest 15/15 Nov Black Mtn peninsula GrK14 (HaG), 12/17 Jan, 10/22 Jan Jerrabomberra Wetlands GrL14 (HaG, WiS), all others <7. 1 breeding record — dy/3 Dec Mulligans Flat GrL11 (BoJ).

**Great Cormorant** *Phalacrocorax carbo*

C.BR

**GBS:** 1/5wk Jan Kambah GrJ16 (PeH).

**WBS:** Numbers remain low with none reported from LBth:

	Jul	Aug	Sep	Oct	Nov	Dec	Jan	Feb	Mar	Apr	May	Jun
LGeo	1	3	0	0	31	5	4	0	0	0	0	0

**Misc:** 22 non-breeding records from 13 grid cells in all months except May and Jun; largest 40/12 Jan Lake Rd GrR11 (WiS), all others <9. 1 breeding record — on/27 Feb large dam Mulligans Flat GrL11 (HeA).

**Australian Pelican** *Pelecanus conspicillatus*

C.Vi

**GBS:** 9 records from 4 sites (compared with 12 from 8 in 1994-95 and 27 from 12 in 1993-94) in Oct, Nov, Dec, Jan and Jun; largest 28/2wk Nov, 10/1wk Dec Curtin GrJ14 (AJR), all others <3.

**WBS:** LBth — numbers up slightly on the previous two years. LGeo — the increase in numbers has continued and are the highest since 1980-81:

	Jul	Aug	Sep	Oct	Nov	Dec	Jan	Feb	Mar	Apr	May	Jun
LBth	0	7	0	0	0	8	13	15	1	0	0	1
LGeo	250	195	0	230	834	307	36	0	59	120	520	188

**Misc:** 24 records from 8 grid cells in all months except Aug, 19 came from urban lakes and environs in Canberra; largest 30/25 Nov, C/17 Jan, 12/21 Jan Jerrabomberra Wetlands GrL14 (McI, HaG), 30/20 Jan Lake Rd GrR11 (WiS), all others <6.

**HERONS, EGRETS AND BITTERNs**

**White-faced Heron** *Egretta novaehollandiae*

C.BR

**GBS:** 86 records from 7 sites in all months; 41 of these from a site in Curtin GrJ14 (AJR) and 23 from CSIRO Gungahlin GrK12 (CIM), recorded less frequently at all other sites; largest 10/3wk Apr, 8/1wk Apr, 8/2wk Apr Curtin GrJ14 (AJR), most other records (74) were of 1 or 2 individuals.

**WBS:** LBth — numbers have fallen following last year's slight rise. LGeo — numbers have recovered slightly from those of last year which were the lowest recorded, as in previous years the largest numbers were present during the warmer months:

	Jul	Aug	Sep	Oct	Nov	Dec	Jan	Feb	Mar	Apr	May	Jun
LBth	0	0	0	0	0	0	1	0	1	4	2	0
LGeo	3	0	0	0	17	13	10	0	0	2	1	1

**Misc:** 42 non-breeding records from 17 grid cells (compared with 57 from 24 in 1994-95, 79 from 53 in 1993-94 and 85 from 39 in 1992-93) in all months except Aug; largest 7/14 Jan N Curtin oval to Warrina Inlet GrJ14 (MoM3), all others <4. 1 breeding record — nb/13 Oct Fraser GrI11 (NeC).

**White-necked Heron** *Ardea pacifica*

U.Vi

First reported nesting of this species from the Canberra region.

**GBS:** 1/5wk Oct Curtin GrJ14 (AJR).

**WBS:** 6/9 Dec, 1/6 Jan, 1/23 Jan LGeoS GrR11, 2/9 Dec LGeoN GrR6 (all LeM).

**Misc:** 13 records (6 non-breeding and 7 breeding) from 2 grid cells in Mulligans Flat. Non-breeding — 1/15 Nov GrL10, 1/18 Sep large dam, 1/24 Sep, 1/15 Nov, 2/10 Dec, 4/15 Jan shearing shed and large dam (all GrL11) (BoJ, MoN). Breeding — (all from GrL 11) on/18 Sep, on/2 Oct large dam, on/15 Oct large dam, on/16 Oct, on/17 Oct, on/4 Nov, on/5 Nov, dy/3 Dec (BoJ, BuM, LiM, MoN). The largest number recorded was 12 on 15 Oct (one of the breeding records). It was not recorded how many actually nested. Bounds (1995) reported that 2 were seen on nests at the large dam on 5 Nov. These are the first nesting records of White-necked Herons from the Canberra region although nesting was recorded nearby at Tumut in Feb 1964 (Morris 1971) and on 16 Nov 1968 a 'recently fledged' White-necked Heron was seen in a small swamp near Dairy Rd (NcNaughton 1969). In 1969 a nest was built in a tree near the Federal Hwy close to Canberra (no further details were provided) but the breeding attempt failed (editorial comment to Morris 1971). Is the breeding of this species in the Canberra region being overlooked?

**Great Egret** *Ardea alba*

U.Vi

**Misc:** X/17 Oct Mulligans Flat GrM11 (MoN), 1/17 Oct large dam, Mulligans Flat GrL11 (MoN), 1/19 Nov Rose Lagoon GrU4 (LeJ), 1/21 Jan Jerrabomberra Wetlands GrL14 (McI).

**Cattle Egret** *Ardea ibis*

U.Vi

**GBS:** 2/2wk Apr CSIRO Gungahlin GrK12 (CIM).

**Misc:** 4 records (compared with 14 in each of the previous 2 years) — 1/4 Sep LGIN GrJ12 (AnF), 7/8 Nov Kellys Swamp GrL14 (AnF), 7/31 Mar Jerrabomberra Wetlands GrL14 (McI), 8/14 Apr Yandyguinula Creek Lake GrS18 (AIR).

**Nankeen Night Heron** *Nycticorax caledonicus*

U.Vi

**Misc:** 2 records (compared with 5 in each of the previous 2 years) — 1/22 Sep Over LBG GrK13 (HaP), 10/21 Dec Rose Lagoon GrU4 (LeJ).

**IBISES AND SPOONBILLS****Glossy Ibis** *Plegadis falcinellus*

R.Vi

**WBS:** 2/7 Nov LBth E basin GrY8 (LeM).

**Misc:** 2/2 Jun Point Hut dam GrJ 17 (DaE).

**Australian White Ibis** *Threskiornis molucca*

C.BR

**GBS:** 29 records from 6 sites, most during the warmer months with no records in Sep or after 3wk Mar; largest were 8 records in Dec to Mar of 20 to 60 birds from a site in Holt GrI12 (DaC), all others <16.

WBS: LBth — numbers down to the levels prior to 1989-90. LGeo — small numbers again reported after an absence last year:

	Jul	Aug	Sep	Oct	Nov	Dec	Jan	Feb	Mar	Apr	May	Jun
LBth	0	1	0	0	0	4	0	0	2	2	0	0
LGeo	0	0	0	0	25	1	0	0	0	0	0	0

Misc: 20 non-breeding records from 10 grid cells (compared with 32 from 12 in 1994-95 and 42 from 36 in 1993-94); most were from the warmer months with only 1 winter record; numbers were down on previous years the largest being 10/13 Jan Rose Lagoon GrU4 (LeJ) and 10/28 Mar large dam Mulligans Flat GrL11 (HeA).

Straw-necked Ibis *Threskiornis spinicollis*

C.Vi

GBS: 87 records from 21 sites; as in previous years the majority were from the cooler months with only 7 in spring and summer; most came from the southern suburbs i.e. Tuggeranong (23 records from 4 sites), Woden (29 from 7) and Weston Creek (24 from 5), the others were Canberra (6 from 3), Belconnen (1 from 1) and CSIRO Gungahlin (4 from 1); there were 5 records of 100 or more birds, the largest being 320/4wk Apr Curtin GrJ14 (AJR).

WBS: LBth — with the exception of Dec, which is the largest recorded since 120 in Feb 1981, numbers remain low. LGeo — numbers remain low:

	Jul	Aug	Sep	Oct	Nov	Dec	Jan	Feb	Mar	Apr	May	Jun
LBth	0	0	0	0	0	102	26	2	0	0	0	1
LGeo	0	0	0	0	14	4	6	0	5	4	0	0

Misc: 15 non-breeding records from 10 grid cells (compared with 39 from 18 in 1994-95 and 24 from 19 in 1993-94); only 2 records came from suburban playing fields; largest 220/18 Jul Royal Australian Mint oval GrK14 (LaJ), D/1 Jun lawn by National Library GrL14 (MaR1), all others <13.

Royal Spoonbill *Platalea regia*

U.Vi

WBS: Numbers remain low — 2/17 Dec LBth Morass GrZ8 (DoM), 2/23 Jan LGeoN GrR6 (LeM).

Misc: 6 records — 3/17 Nov lake in Dunlop Gill 1 (NeC), 1/19 Nov, 1/22 Dec Rose Lagoon GrU4 (LeJ, PeH), 2/21 Jan, 1/21 Jan, 1/20 Feb Jerrabomberra Wetlands GrL14 (McI, MoM3, WiS).

Yellow-billed Spoonbill *Platalea flavipes*

U.Vi

GBS: 6/2wk Nov Kambah GrJ16 (VeP).

WBS: Numbers remain low — 1/5 Aug, 1/31 Mar LGeoS GrR11 (both LeM), 5/17 Dec LBth Morass GrZ8 (DoM).

**KITES, GOSHAWKS, EAGLES AND HARRIERS**

**Black-shouldered Kite** *Elanus axillaris* U.BR

**GBS:** The number of sites recording this species is the lowest in the last nine years, 3 out of a possible 43. The total number of birds recorded (50) is within one of last year, however 44 of these were from one site in Curtin GrJ14 (AJR).

**Misc:** 10 records of 15 birds, no records for the months Sep through to Mar. No breeding records.

**Whistling Kite** *Haliastur sphenurus* U.BR

**GBS:** A presence continues to be recorded. 4 records of single birds from two sites in Campbell GrL14 and Gungahlin GrK12.

**WBS:** 4 sightings of single birds, all at LGeo. Last year 18 birds were recorded.

**Misc:** 6 records involving 7 birds. Last year 21 observations of 28 birds.

**White-bellied Sea-Eagle** *Haliaeetus leucogaster* U.BVi

**GBS:** Single observation of one bird, 4wk Oct from rural site GrO12 (ScG). First GBS record since 1987-88.

**WBS:** 8 records of 9 birds distributed between LBth and LGeo.

**Misc:** 21 records of 29 birds recorded in all months except Feb. 2 reports indicating 'bird on or seen leaving nest' (both LaJ). The level of observations and numbers continue to be maintained.

**Swamp Harrier** *Circus approximans* U.BR

**WBS:** 2 records of 3 birds from LBth. 12 birds recorded last year.

**Misc:** 8 records totalling 19 birds, within period Sep to Jan. 6 of the records from Rose Lagoon GrU4 including a breeding record — on/19 Nov (LeJ).

**Brown Goshawk** *Accipiter fasciatus* U.BM

**GBS:** Records of 28 birds from 12 sites. On 3 occasions pairs were seen — 2wk Sep Cook GrJ13, 1wk Mar Ainslie GrL13 and 4wk Jun Weston GrJ15 (see also Bounds 1996a).

**WBS:** 1/23 Jan LGeoS GrR11 (LeM).

**Misc:** 31 records of 36 birds. 2 reports of breeding from GrM 14 (DaG2) and GrJ 13 (TaN).

**Grey Goshawk** *Accipiter novaehollandiae* R.Vi

**Misc:** 1/8 Sep Kambah GrJ16 (WiS).

**Collared Sparrowhawk** *Accipiter cirrhocephalus* U.BM

**GBS:** 28 records of 30 birds from 7 sites, compared to 32 birds from 13 sites in 1994-95. 19 of the records were from one site in Curtin GrJ14 (AJR). No breeding records.

**WBS:** 1/23 Jan LBth E basin GrY8 (LeM).

**Misc:** 3 records of single birds. In 1994-95, 13 birds were recorded. No breeding records.

**Wedge-tailed Eagle** *Aquila audax* C.BR

**GBS:** 40 birds seen from 10 sites. The second highest number recorded since 1987-88 (52 in 1993-94). 10 pairs seen, one record of 3 birds and one of 4 birds. 11 of the multiple sightings occurred between Jan and Jun.

**WBS:** 8 records — 2 from LGeo (4 birds) and 6 from LBth (9).

**Misc:** 30 records of 55 birds, down on last year when there were 51 records involving 83 birds. Sep the only month no records occurred. Greatest numbers — 3/7 Jan Sugarloaf Hill GrG15 (LeJ), 3/12 Jan Lake Rd GrR10 (WiS), 3/30 Jun Mulligans Flat GrM10 (BoJ). No breeding records.

**Little Eagle** *Hieraaetus morphnoides* U.BR

**GBS:** Reports of 17 birds from 3 sites. The decline in the number of sightings recorded for 1994-95 has continued. There were no sightings during the periods 7 Aug to 30 Oct and 30 Apr to 25 Jun, a total of 22 weeks.

**WBS:** 6 records (of 11 birds), 4 at LBth and 2 at LGeo.

**Misc:** Sightings of 20 birds from 17 records. No records Jan, May and Jun. 2 reports of breeding from GrM14 (DaG2). Significant drop in numbers from 1994-95 when 42 records totalling 54 birds.

**FALCONS****Brown Falcon** *Falco berigora* U.BR

**GBS:** 15 records of 17 birds from 6 sites. This is close to the annual average of birds recorded (18) over the past nine years, the range being 30 in 1987-88 to 10 in 1991-92.

**WBS:** 6 records from LBth. Greatest number 3/30 Aug E basin GrY8 (LeM).

**Misc:** 23 records of 40 birds. Significant numbers were 7/28 Dec GrJ17 (WiS), 8/10 Jan GrK14 (WiS) and 5/8 Jun GrI15 (McA). No breeding records.

**Australian Hobby** *Falco longipennis* U.BM

**GBS:** Records of 57 birds from 16 sites. In urban areas this is the most commonly seen diurnal bird of prey. The 9 year average is 67 within the range 110 in 1987-88 to 50 in 1988-89. Evidence of breeding recorded 2wk Oct from a site in Gr J16 (PeH).

**WBS:** 2 records of single birds at LBth GrY8 in Mar and Jun. The 2 sightings in 1994-95 were also at LBth.

**Misc:** 20 records totalling 27 birds. 10 were in urban areas. No breeding records.

**Black Falcon** *Falco subniger* R.Va

**WBS:** 2/23 Mar LBth W basin GrY8 (LeJ).

**Misc:** 1/9 Jun Fairlight Rd nr Uriarra crossing GrG12 (LeJ).

**Peregrine Falcon** *Falco peregrinus* U.BR

**GBS:** 7 birds recorded at 4 sites. This is the third year of declining numbers from the high of 15 in 1993-94.

**WBS:** 3 records of single birds, all at LBth GrY8 in Nov, Feb and Apr. None were reported in 1994-95.

**Misc:** 9 records of 11 birds. 2 reports of breeding — on/19 Sep and dy/5 Nov (both LaJ).

**Nankeen Kestrel** *Falco cenchroides* C.BR

**GBS:** 32 sightings of single birds from 10 sites.

**WBS:** 18 records, 2 from LGeo and the balance from LBth. A total of 23 birds. 1 breeding record dy/25 Nov LBth W basin GrY8 (DaG2).

**Misc:** 33 records of 47 birds. Down on 1994-95 sightings of 64 birds. No breeding records.

### RAILS, CRAKES, SWAMPHENS AND COOTS

**Buff-banded Rail** *Gallirallus philippensis* R.BM

**Misc:** 4dy/27 Dec `Yellangalo' 12 km SW of Gunning GrL3 (NiJ).

**Purple Swamphen** *Porphyrio porphyrio* C.BR

**WBS:** 4dy/20 Jan LBth W basin GrY8 (CrI).

**Misc:** 37 non-breeding records all but 5 from lakes and associated wetlands in Canberra.

Largest number — 30/30 Apr Black Mtn peninsula GrK13 (LeJ). Others from Rose Lagoon GrU4 and Uriarra Hs GrF13. 2 records of dy/25 Nov Jerrabomberra Wetlands GrL14 and 10 Jan Weston Pk GrK14.

**Dusky Moorhen** *Gallinula tenebrosa* C.BR

**Misc:** 34 records, all months, principally from lakes and associated wetlands in Canberra.

Others from Googong Dam GrO16, Rose Lagoon GrU4, Jerrawa Ck GrM3 and Uriarra Hs GrF13. Largest number — 30/30 Apr LBG at Black Mtn peninsula GrK14 (LeJ).

**Eurasian Coot** *Fulica atra* C.BR

**WBS:** LBth — Only in Oct did numbers reach the levels recorded last year, totals for following months declined and absent for the first time for some years during Apr to Jun.

LGeo — following on from the low numbers last year recorded only in one month this year:

	Jul	Aug	Sep	Oct	Nov	Dec	Jan	Feb	Mar	Apr	May	Jun
LBth	2436	1810	0	15800	4929	4639	4510	830	600	0	0	0
LGeo	0	0	0	0	60	0	0	0	0	0	0	0

**Misc:** 46 records, covering all months. Principally from Canberra's lakes and environs but also Mulligans Flat, Uriarra Hs, Jerrawa Ck area, Googong Dam, Bungendore and Yandyguinula Ck. Breeding records — dy/22 Jul Jerrabomberra Wetlands GrL14 (NeS), on/3 Feb Uriarra Hs dam GrF13 (MaR1).

### BUTTON-QUAILS

**Painted Button-quail** *Turnix varia* R.BR

**Misc:** 3/2 Jul Mt Majura GrM12 (GoT), 1/19 Oct ANU campus GrK13 (HaP) and 3 records — 3/5 Nov, 2/3 Dec, 1/10 Dec at Mulligans Flat GrL10 and M10 (all BoJ).

**SANDPIPERS AND ALLIES**

**Latham's Snipe** *Gallinago hardwickii* U.M

WBS: 1/7 Nov LBth E basin GrY8 (LeM).

Misc: Only 4 records — 15/4 Sep Horse Park wetland GrL10 (LiM), 4/9 Sep Kellys Swamp GrL14 (LaJ), 7/16 Oct Mulligans Flat GrM11 (LiM), 5/8 Nov Kellys Swamp (AnF).

**Bar-tailed Godwit** *Limosa lapponica* R.Va

WBS: 2/28 Oct LGeoS GrR11 (LeM).

**Marsh Sandpiper** *Tringa stagnatilis* R.Va

WBS: 4 records from LBth GrY8 — 2/30 Aug, 3/29 Dec and 1/30 Jun E basin (all LeM) and 9/23 Sep W basin (HoT).

**Common Greenshank** *Tringa nebularia* R.Vi

WBS: 1/29 Dec LBth E basin GrY8 (LeM).

**Great Knot** *Calidris tenuirostris* R.Va

WBS: 1/29 Dec LBth E basin GrY8 (LeM).

**Red Knot** *Calidris canutus* R.Va

WBS: 5/28 Oct LGeoS GrR11 (LeM).

**Red-necked Stint** *Calidris ruficollis* U.Vi

WBS: LBth — Numbers well up following the drop last year, with the Dec and Jan figures at the highest level since records began. LGeo — the numbers recorded from Nov also the largest for this site:

	Jul	Aug	Sep	Oct	Nov	Dec	Jan	Feb	Mar	Apr	May	Jun
LBth	39	19	0	81	176	572	935	0	275	117	1	61
LGeo	0	0	0	0	150	210	132	0	135	170	67	0

**Pectoral Sandpiper** *Calidris melanotos* R.Vi

WBS: 4 records — 1/9 Dec LGeoS GrR11, 1/6 Jan LGeoN GrR6, 1/23 Jan LGeoN GrR6 and 1/27 Apr LBth E basin GrY8 (all LeM).

**Sharp-tailed Sandpiper** *Calidris acuminata* C.M

WBS: LBth — last year saw largest monthly numbers since the survey began. This year for the months Oct to Feb numbers were significantly higher again with the Dec count three times the previous highest figure. LGeo — Nov and Dec numbers large at this site also:

	Jul	Aug	Sep	Oct	Nov	Dec	Jan	Feb	Mar	Apr	May	Jun
LBth	0	52	144	2026	2038	4477	1225	1328	7	82	0	0
LGeo	0	0	0	8	451	435	161	0	139	25	0	0

Misc: Recorded only once this year — 4 Oct Jerrabomberra Wetlands GrL14 (MoN).



**Curlew Sandpiper** *Calidris ferruginea*

U.Vi

**WBS: LBth** — recorded only for six months this year, peak in Nov. LGeo — 1 record in Nov:

	Jul	Aug	Sep	Oct	Nov	Dec	Jan	Feb	Mar	Apr	May	Jun
LBth	5	18	0	25	52	0	4	0	0	1	0	0
LGeo	0	0	0	0	4	0	0	0	0	0	0	0

**Buff-breasted Sandpiper** *Tryngites subruficollis*

R.Vi

A further 3 sightings of this species which was first reported in the region, at LBth, in Jan 1993 (Canberra Ornithologists Group 1997).

**WBS:** 3 records from LBth E basin GrY8 — 1/21 Jan, 1/25 Feb, 1/27 Apr and 1/30 Mar LGeoS GrR11 (all LeM).**Ruff** *Philomachus pugnax*

R.Vi

First reported sighting of this species from the region.

**WBS:** 4 records from LBth E basin GrY8 — 1/7 Nov, 1/24 Nov, 1/21 Jan and 1/25 Feb (LeM, MiP)**STILTS AND AVOCETS****Black-winged Stilt** *Himantopus himantopus*

B.Vi

**WBS: LBth** — another species for which numbers were up and for which Oct and Dec counts were at an all-time high. At LGeo numbers down, recorded only in three months:

	Jul	Aug	Sep	Oct	Nov	Dec	Jan	Feb	Mar	Apr	May	Jun
LBth	38	204	105	859	388	749	213	<u>176</u>	159	193	152	91
LGeo	0	0	0	4	0	3	0	0	0	0	0	1

**Misc:** 3 records from Jerrabomberra Wetlands GrL14 and unusually — 6/28 Dec Yarralumla Bay LBG GrK14 (LeJ).**Red-necked Avocet** *Recurvirostra novaehollandiae*

U.Vi

**WBS: LBth** — recorded only in Jul. LGeo — records for eight months this year:

	Jul	Aug	Sep	Oct	Nov	Dec	Jan	Feb	Mar	Apr	May	Jun
LBth	1	0	0	0	0	0	0	0	0	0	0	0
LGeo	12	26	0	35	0	2	0	6	13	13	13	50

**Misc:** 4 records in Nov of 1 bird at Jerrabomberra Wetlands GrL14 (MaRI, AnF, VeP, SpP).

**PLOVERS, LAPWINGS AND DOTTERELS**

**Pacific Golden Plover** *Pluvialis fulva* R.Vi

WBS: 3 records, all from LBth E basin GrY8:

	Jul	Aug	Sep	Oct	Nov	Dec	Jan	Feb	Mar	Apr	May	Jun
LBth	0	0	0	6	7	9	0	0	0	0	0	0

**Red-capped Plover** *Charadrius ruficapillus* C.BR

WBS: LBth — present all months, with max again in Apr as last year. Juveniles recorded in Feb. LGeo — only relatively small numbers, particularly Apr to Jun:

	Jul	Aug	Sep	Oct	Nov	Dec	Jan	Feb	Mar	Apr	May	Jun
LBth	138	168	4	95	53	85	143	70	266	352	173	222
LGeo	24	0	0	8	64	81	50	0	165	84	69	11

**Double-banded Plover** *Charadrius bicinctus* U.Vi

*Erratum:* The reference in the 1994-95 Report under **Misc:** to '4/15 Jan Jerrabomberra Wetlands GrL14 (McI)', was incorrect and should be deleted.

WBS: LBth — the usual seasonal pattern, absent spring and summer. Largest number in Jun. LGeo — only recorded Mar to Jun, numbers larger than usual:

	Jul	Aug	Sep	Oct	Nov	Dec	Jan	Feb	Mar	Apr	May	Jun
LBth	85	24	0	0	0	0	0	4	104	132		2 162
LGeo	0	0	0	0	0	0	0	6	68	41		91 20

Misc: 1/26 Jan Mulligans Flat GrL II (MoN).

**Black-fronted Dotterel** *Elsayornis melanops* U.BR

WBS: LBth — apart from Mar not recorded Sep to May. LGeo — no records Aug to Apr:

	Jul	Aug	Sep	Oct	Nov	Dec	Jan	Feb	Mar	Apr	May	Jun
LBth	7	1	0	0	0	0	0	0	1	0	0	2
LGeo	11	0	0	0	0	0	0	0	0	0	5	19

Misc: 16 records, most from Mulligans Flat and Jerrabomberra Wetlands. Also LBG, Naas R, 'Yellangalo' SW of Gunning, Namadgi NP visitors' centre, and Point Hut Dam.

**Red-kneed Dotterel** *Erythrogonys cinctus* U.Vi

Most unusually there were no records at all this year.

**Banded Lapwing** *Vanellus tricolor* B.Vi

WBS: LBth only — records for six months during the period Oct to May:

	Jul	Aug	Sep	Oct	Nov	Dec	Jan	Feb	Mar	Apr	May	Jun
LBth	0	0	0	3	10	6	12	0	11	0	7	0

**Masked Lapwing** *Vanellus miles*

C.BR

**GBS:** Records from half of the sites and covering all weeks of the year. Recorded at CSIRO Gungahlin site GrK12, for 45 of the 50 weeks during which records were kept. Abundance (A) and distribution (F) up by 33% and 39% respectively. There was no seasonal pattern apparent. One breeding record — dy/4wk Oct Page GrJ12 (LiH).

**WBS:** Figures similar to last year at both lakes:

	Jul	Aug	Sep	Oct	Nov	Dec	Jan	Feb	Mar	Apr	May	Jun
LBth	114	57	34	82	99	161	156	<u>172</u>	115	114	194	<u>112</u>
LGeo	13	6	0	80	66	33	93	0	77	44	13	15

**Misc:** 50 records covering all months and widely distributed across the region. Only 2 breeding records (see also Wilson, D. 1996).

**GULLS AND TERNS****Silver Gull** *Larus novaehollandiae*

C.BR

**GBS:** Only 1 record this year — 100/1wk Nov Curtin GrJ14 (AJR).

**WBS: LBth** — recorded all months with overall numbers slightly up and early peak in Aug.

LGeo — Numbers similar to last year:

	Jul	Aug	Sep	Oct	Nov	Dec	Jan	Feb	Mar	Apr	May	Jun
LBth	752	2284	<u>333</u>	915	753	557	396	<u>278</u>	567	176	510	<u>415</u>
LGeo	155	244	0	120	410	200	557	0	350	382	203	190

**Misc:** 21 records, slightly down. Most from urban lakes or LGeo. All months except Feb.

**Whiskered Tern** *Chlidonias hybridus*

R.Vi

**WBS:** 4 records from LBth GrY8 — 107/7 Nov, 62/24 Nov, 27/29 Dec, 3/21 Jan (all LeM).

**PIGEONS AND DOVES****Rock Dove** *Columba livia*

C.BR

**GBS:** Abundance (A) value up again, almost to the high level of 1991-92. Records for all weeks. Regularly recorded at 6 of the 17 sites from which observations were reported.

**Misc:** 25 records from 8 grids all within the suburban Canberra area. No breeding records.

**Spotted Turtle-Dove** *Streptopelia chinensis*

**Misc:** 1(esc)/19 Oct Melba GrJ12 (PuD).

**Common Bronzewing** *Phaps chalcoptera*

U.BR

**GBS:** 25 records, all of 1 or 2 birds, from 6 sites

**Misc:** 25 non-breeding records, as last year all months except Mar. No evidence of breeding reported.

**Crested Pigeon** *Ocyphaps lophotes* C.BR

GBS: The steadily increasing abundance value (A) for this species was mentioned last year, when it was up by 14% on 1993-94 and by 40% on 1992-93. The increase this year over 1994-95 is 92%, which takes the Crested Pigeon from 31 on the table of abundance to 22. Records from 32 of the 43 sites covered all weeks of the year.

Misc: 41 non-breeding records. Most from suburban Canberra, but also Mulligans Flat, Jerrawa Ck, Tharwa and Uriarra Hs.

**Diamond Dove** *Geopelia cuneata* R.Vi

GBS: 1/4wk Mar Kambah GrJ16 (PeH).

Misc: 1/21 Apr Illoura horse paddock GrJ14 (AvJ).

**Peaceful Dove** *Geopelia striata* R.BR

Misc: 1/15 Dec Mt Majura Res GrM13 (BoJ), 2/24 Dec Illoura horse paddock GrJ14 (AvJ), 1/27 Dec Mt Majura Res GrM13 (DeM), 3/21 Apr Illoura horse paddock (AvJ).

**Wonga Pigeon** *Leucosarcia melanoleuca* C.BR

Misc: 10 records of single birds from the Tinderry Ra GrQ24, Namadgi NP GrD16, GrE15 and GrF19, Orroral Valley GrG21, Pierces Ck GrF15 and Tidbinbilla NR GrE18 and GrF18. Also 3/18 Feb Bendora Dam area GrD17 (LeJ).

**COCKATOOS****Glossy Black-Cockatoo** *Calyptorhynchus lathami* R.Vi

GBS: 3/1wk Dec Curtin GrJ15 (AvJ).

Misc: 4/9 Jul Tharwa Hill GrJ19 (TaN), 3/15 Jul Tharwa Hill GrJ19 (VeP).

**Yellow-tailed Black-Cockatoo** *Calyptorhynchus funereus* C.BR

GBS: Recorded from two sites, 2/5wk Oct Kambah GrJ16 (WiS) and 1/2wk Apr Chapman GrI15 (McA).

Misc: 27 non-breeding records outside the suburban area (see also Davey 1996). Largest flock 60/29 Jun Stromlo Forest GrI14 (KrS). No breeding records.

**Gang-gang Cockatoo** *Callocephalon fimbriatum* C.BR

GBS: Abundance (A=0.5958) well down from 1994-95 (A=0.7724). In 72% of gardens.

Misc: 33 non-breeding records from all months. One breeding record: nb/14 Jan Junction Blundells Creek Rd and Warks Rd GrE15 (FeP).

**Galah** *Cacatua roseicapilla* C. BR

GBS: Abundance (A=5.3182) shows continued decline from 1993-94 (A=6.4510).

Recorded from all sites. Breeding recorded at (or from) five gardens.

WBS: 6 records. Regularly sighted around LBth GrY8.

Misc: 154 non-breeding records; breeding records: ih/27 Aug Mugga La GrL15 (DaG2), ih/27 Aug Campbell Pk GrM13 (McI), ih/9 Sep Callum Brae GrL15 (DaG2), ih/8 Oct Callum Brae GrL15 (DaG2), dy/22 Oct Naas R GrJ22 (BrM2), dy/14 Jan Black Mm GrK13 (McI).

**Long-billed Corella** *Cacatua tenuirostris* R. Va  
**Misc:** 1/14 Feb Garran GrK15 (WiS), 1/27 Feb Mulligans Flat GrM11 (NiJ)

**Little Corella** *Cacatua sanguinea* U.BR  
**GBS:** Regularly recorded again this year at two sites — up to 5 birds in Holt GrI12 (DaC) and up to 25 birds over 42 weeks in Narrabundah GrL15 (DaG2).  
**Misc:** 3/1 Jul Griffith GrL14 (CoE), 2/9 Nov Mt Majura GrM13 (BoJ), 24/27 Feb Mulligans Flat GrM 11 (NiJ). There were also 11 unconfirmed records, 4 of up to 10 birds from the Callum Brae area GrL15, and 3 from Mulligans Flat GrL11 (see also Dabb 1996).

**Sulphur-crested Cockatoo** *Cacatua galerita* C. BR  
**GBS:** Increase in abundance (A=7.2397) over 1994-95 (5.7298) continuing long term increase (eg 1991-92 when A=4.1637). Recorded at all sites. Breeding recorded at (or from) two gardens: dy/2wk Jan Reid GrL13 (CaJ), dy/2 and 3wk Mar Kambah GrJ16 (VeP)  
**WBS:** 5 records around LBth (GrY8, GrZ8). Largest flock 250/3 Jun E basin GrY8 (LeM).  
**Misc:** 144 non-breeding records (see also Purchase 1996). Breeding records: ih/23 Jul ANBG GrK13 (TaN), dy/27 Dec Mt Majura GrM12 (DeM).

## LORIKEETS

**Rainbow Lorikeet** *Trichoglossus haematodus* R. Vi  
**GBS:** Reported from one site only — 1 or 2 birds 3 and 5wk Jan, wk Feb, wk Jun Chapman GrI15 (HAJ).  
**Misc:** X/23 Nov Hawker Shops GrJ12 (FeP), 2/29 Nov Hawker Shops GrJ12 (FeP).

**Little Lorikeet** *Glossopsitta pusilla* R. Vi  
**Misc:** 1/19 Nov Campbell Pk GrM13 (MoM3, TaM), 4/11 Jan Mt Majura GrL12 (BoJ).

## PARROTS

**Australian King-Parrot** *Alisterus scapularis* C.BR  
**GBS:** Abundance (A=1.7443) down from 1994-95 (1.9079). Seen in 81% of gardens. Breeding recorded at (or from) four gardens: dy/5wk Jan Chapman GrI15 (HAJ), dy/1wk Jan Aranda GrJ13 (HaK), dy/5wk Jan — 2wk Feb Cook GrJ13 (BrM2), dy/3wk Feb Weston GrJ15 (BoJ).  
**Misc:** 27 non-breeding records. No breeding records.

**Crimson Rosella** *Platycercus elegans* C.BR  
**GBS:** Abundance (A=3.3321) similar to 1994-95 (3.3862). Recorded at all sites. The number of observer-weeks during which this species was recorded (R=89.75%), was the highest achieved by any species since the survey began. Breeding recorded at 7 sites.  
**WBS:** 4 records around LBth (GrY8, GrZ8).  
**Misc:** 188 non-breeding records. 10 breeding records including ih/27 Aug Mugga Lane GrL15 (DaG2), ih/1 Oct Googong GrO17 (LuM), ih/18 Oct Aranda Bushland GrJ13 (TaN), ih/4 Nov Mulligans Flat GrM11 (BuM), ih/5 Nov Mulligans Flat GrL10 (BuM), dy/14 Jan ANU GrK13 (McI), dy/18 Feb Campbell Pk Gr M13 (McI).

**Eastern Rosella** *Platycercus eximius*

C.BR

**GBS:** Abundance (A=1.5435) slightly down from 1994-95 (1.6540). Seen in 98% of gardens. 6 breeding records.

**WBS:** 8 records. Regularly sighted around LBth (GrY8).

**Misc:** 128 non-breeding records. Breeding records: dy/29 Oct Black Mtn GrK13 (McI), ih/27 Aug Campbell Pk GrM13 (McI), ih/9 Sep Callum Brae GrL15 (DaG2), ih/2 Oct Newline Quarry GrM14 (DaG2), dy/3 Dec Campbell Pk GrM13 (McI).

**Red-rumped Parrot** *Psephotus haematonotus*

C.BR

**GBS:** Abundance (A=0.2739) slightly up from 1994-95 (0.2686) but still well down from 1993-94 (0.4723). Found in 37% of gardens.

**Misc:** 65 non-breeding records. Breeding records: ih/2 Oct Newline Quarry GrM14 (DaG2), ih/19 Oct Jerrabomberra Estate GrM16 (LuM), dy/12 Nov Castle Hill GrJ18 (McD), dy/25 Nov Jerrabomberra Wetlands GrL14 (McI), dy/11 Feb Black Mtn peninsula GrK14 (LeJ).

**Budgerigar** *Melopsittacus undulatus*

**GBS:** 1(esc)/4wk Oct CSIRO Gungahlin GrK12 (C1M).

**Lovebird sp**

**Misc:** 1(esc)/23 Aug Melba GrJ12 (PuD).

**CUCKOOS**

**Pallid Cuckoo** *Cuculus pallidus*

C.BM

**GBS:** 50 sightings at 12 sites. While fewer sightings than last year (66 at 16 sites) this is still above the low reached in 1993-94 (32 at 11 sites). First records 3wk Aug, last 1wk Jan which is early.

**Misc:** 26 records of 49 birds. 10 of the records were multiple sightings, with the greatest number being 7/24 Sep Mulligans Flat GrL 10 (BoJ). As with the GBS the first and last records occurred in Aug and Jan. 1 breeding record — dy(Regent Honeyeater)/15 Jan Watson GrL 12 (BoJ).

**Brush Cuckoo** *Cacomantis variolosus*

U.BM

**GBS:** 2 records — 1/4wk Oct Curtin GrJ14 (MoM3) and 1/4wk Jan Page GrJ12 (LiH).

**Misc:** 9 records of single birds. First 24 Aug Mt Ainslie GrL 13 (GoT), last 22 Feb Smokers Flat GrF19 (LaD).

**Fan-tailed Cuckoo** *Cacomantis flabelliformis*

C.BM

**GBS:** The low values of abundance (A) and distribution (F) of last two years continue, 17 birds recorded at 9 sites this year. The time spread of observations similar to last year, with first 2wk Aug and last 2wk Apr.

**WBS:** 1/9 Dec LGeoS GrR11 (LeM).

**Misc:** 23 records from widespread areas of the region. First 1/20 Aug Yerrabi Track GrH26 (McD), last 1/30 Jun Mt Wanniasa GrK16 (ScA).

**Horsfield's Bronze-Cuckoo** *Chrysococcyx basalis* C.BM

**GBS:** 14 records from one site at CSIRO, Gungahlin GrK12. First record 1/3wk Aug, last 1/3wk Jan.

**Misc:** 18 records of 20 birds. First — 1/27 Aug Campbell Pk GrM13 (WyP), last 1/25 Jan Jerrabomberra Pk GrM15 (LuM).

**Shining Bronze-Cuckoo** *Chrysococcyx lucidus* C.BM

**GBS:** Abundance (A) and distribution (F) recovered somewhat following the lows of 1994-95. First 1/4wk Aug Cook GrJ13 (BrM2), last 1/3wk Mar Sutton Rd GrO12 (ScG). Last year the first record was in Oct and the last in Jan.

**Misc:** 19 records of 27 birds. Multiple sightings on 5 Nov at Mulligans Flat NR, 6 birds in GrL10 and 4 in GrL11 (both BoJ). First record 1/26 Aug Hughes GrK14 (LeJ), last 1/24 Feb Mt Majura GrM13 (PeH).

**Common Koel** *Eudynamys scolopacea* R.M

**GBS:** 1/2wk Nov Weetangera GrJ13 (WoD).

**Misc:** 2 records from Deakin GrK14, 1/17 Nov and 1/27 Dec (both NiJ).

**Channel-billed Cuckoo** *Scythrops novaehollandiae* R.Va

**Misc:** 1/13 Jan Federal Hwy GrP10 (LeJ).

**OWLS****Powerful Owl** *Ninox strenua* R.BR

**Misc:** 1/25 Feb Breakfast Ck, Namadgi NP GrG26 (TaN).

**Southern Boobook** *Ninox novaeseelandiae* C.BR

**GBS:** 66 records from 15 sites, exactly the same as for 1994-95. This is the second consecutive year records have been below 90.

**Misc:** 8 records of 13 birds. 6 of the records were within urban ACT, including 1 breeding record — dy/I 8 Feb Weetangera GrJ 13 (FyM).

**Barn Owl** *Tyto alba* R.Vi

**Misc:** 2 records of single birds — 1/29 Jul Kellys Swamp GrL14 (AnF) and 1/1 Aug Dairy Rd GrL 14 (TaM).

**FROGMOUTHS AND NIGHTJARS****Tawny Frogmouth** *Podargus strigoides* U.BR

**GBS:** Nil. This is the second consecutive year of nil urban sightings and confirms a steady decline of sightings since 1991-92.

**Misc:** on/18 Oct and ny/7 Nov both Campbell Pk GrM13 (TaM) and 1/7 Jan New Chums Rd GrD16 (McD).

**Australian Owlet-nightjar** *Aegotheles cristatus* U.BR

**Misc:** 2 records from Mulligans Flat — 1/31 Mar GrL10 and 2/31 Mar GrL11 (both BoJ).

**SWIFT**

**White-throated Needletail** *Hirundapus caudacutus* C.M

**GBS:** 16 records from 10 sites in the period 1wk Jan to 4wk Mar.

**Misc:** 2 records only, X/3 Feb Lees Ck GrE15 (MaR1), 10/3 Mar Newline Quarry GrM14 (DaG2).

**KINGFISHERS, BEE-EATER AND DOLLARBIRD**

**Laughing Kookaburra** *Dacelo novaeguineae* C.BR

**GBS:** Abundance (A=0.26) has climbed slightly from last year (0.21) but is still lower than the year before and half what it was in 1984-85, see graph in 1994-95 report (Canberra Ornithologists Group 1998). Recorded from 26 sites, no breeding.

**Misc:** 121 records throughout the year, only 1 breeding record — cf/24 Oct Campbell Pk GrM13 (LiB).

**Sacred Kingfisher** *Todiramphus sanctus* U.BM

**GBS:** 4 records from 2 sites — 1/3wk Sep, 1/3wk Oct Curtin GrJ14 (AJR) and 1/3wk and 4wk Nov Stirling GrJ15 (JoD).

**Misc:** 29 records including 6 breeding records. First record for year 1/27 Aug Lyons GrJ15 (RuV), last 1/26 Feb O'Connor Ridge GrK13 (McI). Breeding at three localities as follows — ih/24 Sep and ih/5 Nov Mulligans Flat GrL10 (BoJ), di/4 Nov nr Mulligans Flat GrM I 1 (BuM), and on/24 Oct, 11 and 19 Nov Campbell Pk GrM13 (LiB, DeM, MoM3).

**Rainbow Bee-eater** *Merops ornatus* C.BM

**GBS:** 4 records from 3 sites. 1 in spring, 2/3wk Oct Kambah GrJ16 (WiS) and 3 in autumn, 9/1wk Mar Kambah (WiS), 12/2wk Mar CSIRO Gungahlin GrK12 (C1M) and 12/3wk Mar Kambah GrJ 16 (VeP).

**Misc:** 25 records including 1 breeding — co/22 Oct Naas R GrJ22 (BrM2). Both first and last for year at Newline Quarry, 4/7 Oct GrM14, A/3 Mar GrM14 (both DaG2).

**Dollarbird** *Eurystomus orientalis* U.BM

**GBS:** Recorded from 10 sites. One very early bird 4wk Aug CSIRO Gungahlin. Otherwise first records were 1/4 wk Oct Cook GrJ13 (TaN) and CSIRO Gungahlin GrK12 (CIM). Last record 3/3wk Feb Melba GrJ12 (MoM 1).

**Misc:** 16 records including one breeding — dy/17 Dec Mountain Creek Hs GrD7 (LeJ). First for year 2/18 Oct Aranda GrK13(TaN), last 2/24 Feb Mt Majura GrM13 (PeH).

**LYREBIRD**

**Lyrebird** *Menura novaehollandiae* C.BR

**Misc:** 18 records throughout year, no breeding.



**TREECREEPERS**

**White-throated Treecreeper** *Cormobates leucophaeus* C.BR

**GBS:** Recorded from 7 sites.

**Misc:** 103 non-breeding records.

**Red-browed Treecreeper** *Climacteris erythroptera* U.BR

**Misc:** 5 non-breeding records from the ranges to the W of Canberra, and 1 unusual record from the Tharwa area: 2/13 Aug Castle Hill GrJ18 (McD).

**Brown Treecreeper** *Climacteris picumnus* C.BR

**Misc:** 25 non-breeding records.

**FAIRY-WRENS**

**Superb Fairy-wren** *Malurus cyaneus* C.BR

**GBS:** A rise in all values except weeks recorded (W), following a decline in 1994-95.

Groups of up to 10 or 11 birds reported at CSIRO Gungahlin GrK12 (C1M) and Curtin GrJ14 (AJR). 6 breeding records.

**WBS:** 4 records Jan to May from LBth W basin and The Morass.

**Misc:** 157 non-breeding records, and a lone breeding record: on/7 Oct Newline Quarry GrM14 (DaG2).

**PARDALOTES AND ALLIES**

**Spotted Pardalote** *Pardalotus punctatus* C.BR

**GBS:** A fall in all values, abundance (A) down again, this year by 15%. Usual seasonal pattern with fall off in numbers Nov to Jan. Nesting reported from sites in Yarralumla GrK 14 (CCR), Cook GrJ 13 (TaN) and Bruce GrJ 12 (HaK).

**Misc:** 93 records, same as last year, and again covering all months.

**Striated Pardalote** *Pardalotus striatus* C.BR

**GBS:** All values remained at levels similar to last year. Evidence of breeding reported from Bruce GrJ12 (HaK) and CSIRO Gungahlin GrK12 (C1M).

**WBS:** 4 records in Aug, Sep and Oct from LBth, W basin GrY8 and 1 from LGeo GrR6 in Aug.

**Misc:** 94 non-breeding records (cf. 154 in 1993-94 and 138 in 1994-95). 3 breeding records: ih/27 Aug Callum Brae GrL 15 (DaG2), nb/9 Sep Callum Brae GrL 15 (DaG2), ih/24 Sep Mulligans Flat GrL10 (BoJ).

**Pilotbird** *Pycnoptilus floccosus* U.BR

**Misc:** 7 records from the Brindabella Ra including — dy/18 Feb Bendora Dam area GrD17 (LeJ).

**White-browed Scrubwren** *Sericornis frontalis* C.BR

**GBS:** Following last year's decline, the measures of abundance (A) and distribution (F) returned to levels similar to or slightly above the high values of 1993-94. Reports of breeding from 2 sites.

**Misc:** 64 non-breeding records covering all months. 2 breeding records — nb/9 Jul Bruce GrJ12 (BuM), dy/22 Feb Smokers Flat GrF19 (LaD).

**Chestnut-rumped Heathwren** *Hylacola pyrrhopygia* U.BR

**Misc:** 3/16 Aug Captains Flat Rd, nr Queanbeyan GrO15 (KoV).

**Speckled Warbler** *Chthonicola sagittata* U.BR

**GBS:** 8 records from 2 sites in Cook GrJ13 (TaN, BrM2) and one rural site GrO12 (ScG).

**Misc:** After the jump in the number of reports last year (82) there were 49 this year, more closely comparable with earlier years. 2 breeding records — dy/5 Nov Mulligans Flat GrL11, ne/13 Dec Mt Majura Res GrL12 (both BoJ).

**Weebill** *Smicromnis brevirostris* C.BR

**GBS:** The fall in the measure of abundance from the high of 1989-90 ( $A=0.682$ ) to the low of 1991-92 (0.323), has recovered this year to  $A=0.6117$ . Records from 22 of the 43 sites covering all weeks.

**Misc:** 60 non-breeding records, but no breeding records this year.

**Western Gerygone** *Gerygone fusca* U.BM

**GBS:** 6 records of single birds from 2 sites. First 1/4wk Oct Cook GrJ12 (BrM2), last 1/4wk Apr Narrabundah GrL14 (DaG2).

**Misc:** 39 records, first 18 Aug Campbell Pk GrM13 (GoT), last 31 Mar Mulligans Flat GrL10 (BoJ). Reports of one breeding event at Jerrabomberra Estate GrM16 commencing with — nb/2 Oct (LuM).

**White-throated Gerygone** *Gerygone olivacea* C.BM

**GBS:** Following the peak in values last year there was a return this year to the lows of 1992-93. For example abundance in 1992-93 -  $A=0.008$ , 1993-94  $=0.023$ , 1994-95  $=0.044$ , 1995-96  $=0.009$ . This year there were just 11 records, each of a single bird, from 6 sites (cf. 86 records: 108 birds: 15 sites in 1994-95). First reports from 3 sites 3wk Sep and last 4wk Apr.

**Misc:** 36 non-breeding records including 8/7 Oct Newline Quarry site GrM14 (DaG2) and 7/3 Dec Mulligans Flat GrL10 (BoJ). 3 breeding records — nb/2 Oct Newline Quarry site GrM14 (DaG2), on/24 Oct Jerrabomberra Estate GrM16 (LuM), nb/5 Nov Mulligans Flat GrL10 (BoJ).

**Brown Thornbill** *Acanthiza pusilla* C.BR

**GBS:** All values up with abundance ( $A=0.2945$ ) close again to the high level of 1990-91 (0.3021). No breeding recorded.

**Misc:** 82 records (cf. 133 last year), covering all months. Includes only 1 breeding record - dy/22 Aug Weetangera GrJ 13 (FyM).

**Buff-rumped Thornbill** *Acanthiza reguloides*

C.BR

**GBS:** Records from 7 sites covering all months. A marked rise in measures of abundance (A) and distribution (F). Numbers low in the summer months. No breeding recorded. **Misc:** 59 records covering all months (cf. 101 in 1993-94 and 106 in 1994-95).

**Yellow-rumped Thornbill** *Acanthiza chrysorrhoa*

C.BR

**GBS:** All values at levels similar to last year. Recorded all weeks at a site in Campbell

GrL14 (RoC). Breeding, all dy, reported from 5 sites between 3wk Oct and 5wk Jan.

**WBS:** 3 records from LBth W basin GrY8 and 1 from The Morass GrZ8.

**Misc:** 113 records covering all months (cf. 181 in 1993-94 and 189 in 1994-95). 7 breeding records — first on/7 Oct Newline Quarry site GrM14 (DaG2), last dy/28 Dec Stromlo Forest GrI14 (FyM).

**Yellow Thornbill** *Acanthiza nana*

U.BR

**GBS:** The measure of abundance (A) fell back this year. 22 records (39 birds) from 5 sites compared with 43 records (79 birds) from 6 sites last year.

**Misc:** 21 records, 13 of them from Mulligans Flat GrL10 and M10.

**Striated Thornbill** *Acanthiza lineata*

C.BR

**GBS:** The overall picture was similar to that reported for 1994-95, values very slightly lower. No record of breeding activity.

**Misc:** 71 records covering all months. 1 breeding record — ny/18 Oct Aranda Bushland GrJ13 (TaN).

**Southern Whiteface** *Aphelocephala leucopsis*

U.BR

**GBS:** 1 record this year — 1/3wk May Weetangera GrJ13 (WoD).

**WBS:** 1 record from LGeoS GrR11 in Mar and 2 from LBth GrY8.

**Misc:** 13 records covering all months except Jan, Mar and Apr.

**HONEYEATERS**

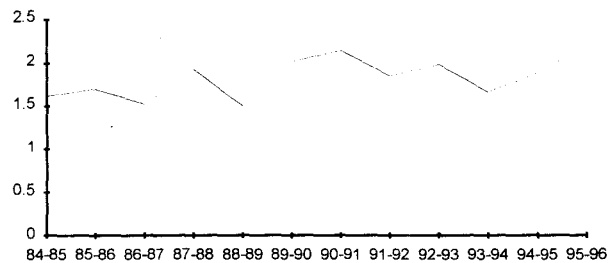
**Red Wattlebird** *Anthochaera carunculata*

C.BR

**GBS:** Recorded from 42 sites in all months with breeding at 18 sites. First breeding records in 4wk Aug, nb/Farrer GrK16 (ReD) and on/Narrabundah GrL15 (DaG2). Last breeding dy/3wk Mar Weston GrJ15 (BoJ). Abundance (A=2.2) continues to rise and is now the

highest since the 'A' statistic was first calculated in 1984-85.

**Misc:** 78 records throughout the year but fewer in winter (4 in Jul, 1 in Jun). 3 breeding records — ny/25 Oct Weston Pk GrK14 (BeC), dy/29 Oct Black Mtn GrK13 (McI) and dy/30 Jan ANBG GrK13 (AIR).



**Striped Honeyeater** *Plectorhyncha lanceolata*

R.Va

First reported sighting for the region.

**Misc:** 1/28 Oct Charnwood GrI11 (PrJ).**Noisy Friarbird** *Philomen corniculatus*

C.BM

**GBS:** Recorded from 38 sites with breeding at 12 sites. Abundance (A=0.76) unchanged.

First for year 3wk Aug at 2 sites, then regularly until 2wk Apr with a few scattered records until 2wk May. First breeding nb/4wk Sep Cook GrJ13 (BrM2), with this nest continuing through to dy/2wk Feb. Only one later breeding record dy/3wk Feb Kambah GrJ16 (WiS).

**Misc:** 59 records. First record 1/13 Aug LGin GrJ12 (McI) and last 3/14 Apr Foxlow GrS13 (AIR). 4 breeding records — ne/5 Nov Mulligans Flat GrL10 (BoJ), on/19 Nov Campbell Pk GrM13 (MoM3), dy/3 Dec Mulligans Flat GrL I 1 (BoJ) and nb/13 Dec Mt Majura GrL12 (BoJ).**Little Friarbird** *Philomen citreogularis*

R.M

**Misc:** 20 recordings of 1 or 2 birds at Mulligans Flat Grids L10 and 11, M10 and 11 from 1/16 Sep (ND) until 1/3 Feb (MoM1). Other records — 1/3 Oct Melba GrJ12 (PuD), 3/24 Oct and 1/10 Dec Campbell Pk GrM13 (LiB, NiJ), and 2/1 Nov Watson GrL12 (BoJ).**Regent Honeyeater** *Xanthomyza phrygia*

R.Va

**Misc:** Apparently a good year as several sightings were reported. First was a single bird 5 to 10 Aug Cameron Offices GrJ12 (LeJ, McI) (see also Leonard 1995). Also 1 or 2 birds Black Mtn peninsula GrK13 from 20 Sep to 10 Oct (BuM, BoJ, MoN). Then breeding birds were located in North Watson and stayed over the period Sep to Jan. (See also Bounds, J, Brookfield, M and Delahoy, M (1996)). There were other unconfirmed sightings during the year at Newline Quarry GrM14.**Bell Miner** *Manorina melanophrys*

R.Va

**Misc:** Colony found at Warrina Inlet, LBG GrJ14, with 5 confirmed sightings recorded from 30 Dec to 6 Apr (NiJ, WiS, McD, MoM3), together with a number of unconfirmed, records (see also Wilson, S.J. 1996). No records of the colony reported from Greenleigh Estate, Queanbeyan last year (Canberra Ornithologists Group 1998).**Noisy Miner** *Manorina melanocephala*

C.BR

**GBS:** Recorded from 8 sites throughout the year with 1 breeding record — dy in 1, 2 and 3wk Oct and again 4 and 5wk Jan at Cook GrJ13 (TaN).**Misc:** 60 records throughout the year, including 4 breeding — on/24 Sep Mulligans Flat GrL11 (BuM), ny/27 Sep Hughes GrK14 (LeJ), nb/8 Oct Callum Brae GrL15 (DaG2), dy/19 Nov Campbell Pk GrM13 (MoM3).**Yellow-faced Honeyeater** *Lichenostomus chrysops*

C.BM

**GBS:** Recorded from 33 sites. No breeding. Usual spring and autumn peaks with the latter much more obvious (shorter time, larger numbers). Abundance this year (A=1.8) has now climbed back from low (1.0) of two years ago to level of previous years. Group size (G=10.55) higher than range of last few years 6.0 to 8.0. In fact this was the highest since 1987-88 (G=13.63) when abundance was also high (A=4.4).

Misc: A single breeding record — dy/22 Feb Smokers Flat GrF19 (LaD). 75 other records, only 3 records in Jul and 1 in Aug. Largest number recorded — 850/25 Apr Point Hut GrJ17 (NeS).

**White-eared Honeyeater** *Lichenostomus leucotis* C.BR

GBS: Recorded from 21 sites, no breeding. No records from 2wk Sep to 2wk Apr apart from the rural site in GrO12 (ScG), where it was recorded in all months.

WBS: 1/30 Aug and 2/6 Jan LGeoN GrR6 (LeM).

Misc: 53 records, no breeding. Only 1 urban record in the period Oct to Apr inclusive.

**Yellow-tufted Honeyeater** *Lichenostomus melanops* R.Vi

GBS: A record of single bird 3wk Jun at the rural site on the Sutton Rd GrO12 (ScG).

**Fuscous Honeyeater** *Lichenostomus fuscus* C.BR

GBS: Recorded at 20 sites, no breeding. Abundance (A=0.1) dropped from 0.16 last year (but up from low of 0.02 in 1993-94) to around the average for years 1989-90 to 1992-93. 70 records (up to 10 birds) at 19 sites until 2wk Sep, no records 3wk Sep to end Mar, then only 5 more records between 1wk Apr and end May (see also Bounds 1996b).

Misc: 8 records. 6 in Jul/Aug, around urban Canberra, 2 in the high country; X/1 Oct Orroral Valley GrI22 (PFD), 2/11 Feb Boboyan Forest GrH25 (MaW).

**White-plumed Honeyeater** *Lichenostomus penicillatus* C.BR

GBS: Recorded from 19 sites, but only at 3 sites in summer months. No breeding.

Abundance (A=0.12) similar to last year (0.13) after fluctuations of previous years.

Misc: 83 records in all months inc 2 breeding — nb/9 Aug LGIN GrJ12 (LaJ), nb/8 Oct Callum Brae GrL15 (DaG2).

**Brown-headed Honeyeater** *Melithreptus brevirostris* U.BR

GBS: Recorded at 6 sites, no records from 4wk Oct to 1wk Apr inclusive. No breeding.

WBS: 9/3 Jun LGeoN GrR6 (LeM).

Misc: 25 records through the year inc 2 breeding — dy/15 Jan Mulligans Flat GrL11 (MoN), dy/14 Apr Tallaganda SF GrV19 (AIR).

**White-naped Honeyeater** *Melithreptus lunatus* C.BM

GBS: Recorded at 27 sites, no breeding. Abundance and group size (A=0.5 and G=7.4) similar to levels of 1988-89 to 1992-93, following highs of 1.1 and 16.0 last year and lows of 0.11 and 3.9 in 1993-94. Usual spring and autumn peaks with no records from wk Nov to 4wk Mar inclusive.

WBS: 1 breeding record, dy/6 Jan LGeoN GrR6 (LeM).

Misc: 2 breeding records — dy/3 Feb Lees Ck GrE15 (MaR1), dy/22 Feb Smokers Flat GrF19 (LaD). 33 other records in most months, but only 1 in Jul and 2 in Jun.

**Crescent Honeyeater** *Phylidonyris pyrrhoptera* U.BR

GBS: 20 records from 6 sites. No records from 2wk Aug to 3wk Jun apart from 2/1wk Oct Weetangera GrJ13 (WoD).

Misc: 11 non breeding records scattered throughout the year.

**New Holland Honeyeater** *Phylidonyris novaehollandiae* U.BR

**GBS:** Recorded from 7 sites. No records from 3wk Sep to 5wk Jan except at 1 site in Kambah GrJ13 (VeP), where there were 5 records in this period.

**Misc:** 10 non-breeding records scattered through year.

**Eastern Spinebill** *Acanthorhynchus tenuirostris* C.BR

**GBS:** Recorded from 41 sites but no breeding. Abundance similar to previous years and again the majority of sightings in winter months with only 8 sites recording the bird in summer months.

**Misc:** 44 non-breeding records in all months except Nov.

**Scarlet Honeyeater** *Myzomela sanguinolenta* R.Va

**Misc:** One male, 25 and 26 Oct ANBG GrK13 (NiJ, BrM4) (see also Braby 1996).

**White-fronted Chat** *Epthianura albifrons* U.BR

**WBS:** 1 breeding record cf/23 Sep LBth W basin GrY8 (HoT). 17 other records of various numbers in most months at LBth with a maximum 89/27 Apr LBth E basin GrY8 (LeM).

**Misc:** 2/5 Nov Mulligans Flat GrM10 (DeM).

**ROBINS****Jacky Winter** *Microeca fascinans* U.BR

**Misc:** 12 non-breeding records with none in Jul, Aug. 3 breeding records — on/2 Oct and on/7 Oct Newline Quarry GrM14 (both DaG2) and dy/5 Nov Mulligans Flat GrL11 (BoJ).

**Scarlet Robin** *Petroica multicolor* C.BR

**GBS:** Recorded from 15 sites, abundance similar to previous years. No records from 2wk Aug to 3wk Feb inc. apart from 1/1wk Nov Curtin GrJ14 (AJR).

**Misc:** 64 records throughout year, only 1 breeding — cf/24 Oct Campbell Pk GrM 13 (LiB).

**Red-capped Robin** *Petroica goodenovii* R.Vi

**Misc:** Two records, a breeding record dy/3 Oct Fraser Gill 1 (PrJ) and I f/ 18 Oct Aranda Bushland Gill 3 (TaN).

**Flame Robin** *Petroica phoenicea* C.BR

**GBS:** 13 records from 3 sites. None from 4wk Aug to 3wk Mar inc.

**WBS:** 9/5 Aug LGeoS GrR11 (LeM), 3/26 May LBth Morass GrZ8 (LeM).

**Misc:** 26 records inclusive. 1 breeding record — dy/14 Jan Lees Ck GrE 15 (FeP).

**Rose Robin** *Petroica rosea* U.BM

**GBS:** 22 records of single birds from 6 sites, none from 2wk Sep to 4wk Mar inclusive.

**Misc:** 7 non-breeding records. 2 summer records (Feb, Mar) were in wet forest, whilst the records outside the summer period (4 in Aug, 1 in Jun) were in urban Canberra.

**Pink Robin** *Petroica rodinogaster* U.BM

**GBS:** A single bird at Holt 10 Oct GrI12 (DaC).

**Misc:** 1/21 Apr Axle Av, Tallaganda SF GrV 19 (BoJ). A bird was reported again at the same site on 25 Apr.

**Hooded Robin** *Melanodryas cucullata* U.BR

**GBS:** Recorded 6 times scattered through the year at a rural site GrO12 (ScG).

**Misc:** 1 breeding record, dy/29 Oct Mulligans Flat GrM10 (DeM). 30 non-breeding records in most months. Recorded at Jerrabomberra Estate GrM15, M16 4 times in Oct and twice in Jan (LuM). It will be interesting to see if these birds survive as the residential estate grows.

**Eastern Yellow Robin** *Eopsaltria australis* C.BR

**GBS:** 11 records from two sites scattered through the year.

**Misc:** 47 non-breeding records in all months.

#### WHIPBIRD AND QUAIL-THRUSH

**Eastern Whipbird** *Psophodes olivacea* U.BR

**Misc:** 7 non-breeding records from the ranges to the E and W of Canberra.

**Spotted Quail-thrush** *Cinclosoma punctatum* U.BR

**Misc:** 3 non-breeding records from the Brindabella Ranges.

#### SITTELLA

**Varied Sittella** *Daphoenositta chrysoptera* U.BR

**GBS:** All values down on previous years, except recording rate (R) and group size (G), which are slightly up on figures reported for 1994-95. Distributional pattern less well defined than in previous years (i.e. no distinct bias towards the Belconnen area).

**Misc:** 24 non-breeding records, 1 breeding record: on/24 Oct Campbell Pk GrM13 (LiB).

#### WHISTLERS AND ALLIES

**Crested Shrike-tit** *Falcunculus frontatus* U.BR

**GBS:** 25 records from a rural site CSIRO Gungahlin GrK12 (C1M), including only 2 records for the period Nov to Feb inclusive.

**Misc:** 18 non-breeding records in most months.

**Olive Whistler** *Pachycephala olivacea* U.BR

**Erratum:** The reference in the 1994-95 Report to '2/25 Jun Mulligans Flat GrL11 (BoJ)' was incorrect and should be deleted.

**Misc:** 5 non-breeding records, all in wet forest, 4 in the Brindabella Ra, including 3/14 Jan Ginini—Gingera fire trail GrC20 (McD), and one in Tallaganda SF GrW19.

**Golden Whistler** *Pachycephala pectoralis* C.BR

**Erratum:** In the 1994-95 Report, under Misc., amend '83 non-breeding records...' to read '84 non-breeding records...'

**GBS:** Recorded from 33 sites but with very few records from Nov to Mar inclusive.

Abundance (A=0.15) down slightly from last year (0.17).

**Misc:** 56 non-breeding records. Usual winter/urban — summer/wet forest split of records. 1 bird seen displaying 4 Aug Weetangera GrJ13 could have been associated with winter territorial defence rather than breeding. No other breeding.

**Rufous Whistler** *Pachycephala rufiventris* C.BR

**GBS:** Recorded from 26 sites, very few records in Jul, Aug and Jun. Also fewer records in Dec, Jan, Feb this year. Abundance (A=0.08) similar to last year (0.09).

**WBS:** 1/24 Oct LBth W basin GrY8 (CrI).

**Misc:** 93 records but very few winter records (Jul-0, Aug-1, Apr-2, May-4, Jun-2). Only 1 breeding record, dy/11 Feb Boboyan Forest GrH25 (MaW).

**Grey Shrike-thrush** *Colluricincla harmonica* C.BR

**GBS:** Recorded from 19 sites with 1 breeding record — dy/2wk Oct CSIRO Gungahlin GrK12 (CIM). Abundance (A=0.11) same as last year. Fewer records in Feb and Mar.

**Misc:** 116 records throughout the year, only 2 breeding — ne/4 Nov Mulligans Flat GrM (BuM) and on/19 Nov Campbell Pk GrM13 (MoM3).

**FLYCATCHERS****Leaden Flycatcher** *Myiagra rubecula* C.BM

**GBS:** Recorded from 8 sites in the period 4wk Oct to 2 wk Mar.

**Misc:** 36 records including 6 breeding. Regularly recorded between 2/24 Sep Mulligans Flat GrM10 (BuM) and 1/25 Feb Shepherds Lookout GrH12 (NeS). 1 late record 1/5 Apr Stromlo Forest GrJ12 (WiS). First breeding cf/5 Nov Mulligans Flat GrL11 (BoJ), last on/27 Dec Mt. Majura GrM12 (DeM).

**Satin Flycatcher** *Myiagra cyanoleuca* C.BM

**GBS:** 5 records from 2 sites in Chapman GrI15 (HAJ) and Aranda GrJ 13 (GeJ), all of single birds in 4wk Oct, 2wk Nov and 4wk, 5wk Jan and 1 wk Feb.

**Misc:** 5 records, first for year 1/16 Oct Bluett's Rd GrI14 (MoM3), last 1/9 Mar Warks Rd GrD 16 (BoJ).

**Restless Flycatcher** *Myiagra inquieta* U.BR

**GBS:** Recorded from two sites, 20 records at CSIRO Gungahlin GrK12 (CIM) and a single record at Curtin GrJ14 (AJR). No records from 3wk Oct to 4wk Feb inclusive.

**Misc:** 23 records through the year — only breeding dy/22 Jan Mountain Creek Rd GrF10 (LaJ).



**Magpie-lark** *Grallina cyanoleuca*

C.BR

**GBS:** Recorded throughout the year from 41 sites with breeding recorded at 11 sites. Earliest breeding record ne/1wk Sep Pearce GrK15 (KrS), latest dy/3wk Mar Lyneham GrK15 (McI). Abundance and group size (2.6 and 3.29) up on last few years (around 2.0 and 2.7). This may be a result of one site regularly recording between 10 and 100 birds throughout the year.

**WBS:** Recorded 7 times at LBth GrY8 and once at LGeoS GrR11.

**Misc:** 125 records throughout the year. 9 breeding records, first for year on/24 Oct (LiB) and last for year dy/18 Feb (McI) both at Campbell Pk GrM13.

**Rufous Fantail** *Rhipidura rufifrons*

U.BM

**GBS:** 4 records from 2 sites — 1/5wk Oct Chapman GrI15 (HAJ) and 2/1wk Nov, 1/2wk Nov and 1/1wk Apr Aranda GrJ13 (GeJ).

**Misc:** 8 non-breeding records. First — 1/7 Nov Weetangera GrJ13 (FyM), last — B/9 Mar Warks Rd GrD16 and A/9 Mar Bendora Rd GrE15 (both BoJ).

**Grey Fantail** *Rhipidura fuliginosa*

C.BR

**GBS:** Recorded from 39 sites. Abundance (A) similar to last five years. Breeding at one site — dy/1wk Feb Weetangera GrJ13 (WoD).

**Misc:** 130 records inc 3 breeding — nb/12 Nov Castle Hill GrJ18 (McD), on/19 Nov Campbell Pk GrM13 (MoM3) and on/13 Dec Mt Majura GrL12 (BoJ). Fewer records in winter (Jul — 2, May — 3, Jun — 3).

**Willie Wagtail** *Rhipidura leucophrys*

C.BR

**GBS:** Recorded from 35 sites with breeding at 2 sites — nb/3wk Oct continuing to dy/1wk Dec CSIRO Gungahlin GrK12 (CIM), nb/5wk Oct, nb/1wk Nov and on/1wk Dec Pearce GrK15 (KrS).

**WBS:** 1 breeding record — dy/9 Dec LGeoS GrR11 (LeM). I 1 other records at LBth and The Morass GrY8 and Z8, with maximum numbers of 11/6 Aug and 23/30 Jun both at LBth E basin GrY8 (LeM).

**Misc:** 111 records inc 4 breeding. 3 of these at Mulligans Flat — nb/5 Nov GrL 10, on/5 Nov GrL11 and on/3 Dec GrL11 (all BoJ), also dy/22 Dec Castle Hill GrJ18 (McD) (see also Leonard 1996).

**CUCKOO-SHRIKES AND ALLIES****Black-faced Cuckoo-shrike** *Coracina novaehollandiae*

C.BR

**GBS:** All values slightly higher than those recorded in 1994-95, with the usual drop in records during winter (Jul and Jun). Recorded from 19 sites, with breeding recorded at 6 sites.

**WBS:** 1 breeding record ny/6 Jan LGeoN GrR6 (LeM).

**Misc:** 103 non-breeding records between Jul and Apr, no records for May or Jun. Unusually, no records of breeding activity.

**White-bellied Cuckoo-shrike** *Coracina papuensis* R.Va

**Misc:** 1(dark)/16 and 20 Apr Weetangera GrJ13 (FyM). An unconfirmed record of a single bird from the ANU Campus in Jul.

**Cicadabird** *Coracina tenuirostris* U.M

**Misc:** 3 records from GrE15 — 1/24 Jan Blundells Ck/Lees Ck (PfD), 1/3 Feb Lees Ck (MaR1), 1/9 Mar track off Bendora Rd (BoJ) also 1/9 Mar New Chums Rd/Warks Rd GrD16 (BoJ).

**White-winged Triller** *Lalage sueurii* U.BM

**GBS:** Recorded from 5 sites. No breeding records.

**Misc:** 35 non-breeding records between 16 Sep and 3 Mar. 1 breeding record: co/29 Oct Mulligans Flat GrL 10 (DeM).

## ORIOLE

**Olive-backed Oriole** *Oriolus sagittatus* U.BM

**GBS:** First 2/3wk Aug Kambah GrJ16 (WiS), 1/3wk Aug Kambah GrJ16 (VeP) and Cook GrJ13 (TaN). Last 1/2wk Apr CSIRO Gungahlin GrK12 (C1M). Breeding recorded at one site: dy/5wk Jan and 1 wk Feb Cook GrJ 13 (BrM2).

**Misc:** 36 non-breeding records between 27 Aug and 30 Apr. 3 breeding records: nb/8 Oct Hughes GrK15 (AnI), nb/12 Nov Castle Hill GrJ18 (McD) and dy/19 Nov Campbell Pk GrM13 (MoM3).

## WOODSWALLOWS, BUTCHERBIRD, MAGPIE AND CURRAWONGS

**White-browed Woodswallow** *Artamus superciliosus* U.BM

**Misc:** Following the relatively high numbers of previous years, a major drop with only 1 record. 4/30 Apr Black Mtn peninsula GrK14 (LeJ).

**Dusky Woodswallow** *Artamus cyanopterus* C.BM

**GBS:** Slight decline in all values following on from a steady increase which began in 1993-94. First 1/2 wk Sep, last 1/5wk Apr both CSIRO Gungahlin GrK12 (CIM). No breeding records.

**WBS:** 3 records from LGeoS GrR11 including 2 of breeding — ny/9 Dec, dy/6 Jan and 4/23 Jan (all LeM).

**Misc:** 59 non-breeding records between 20 Aug and 12 May. 4 breeding records.

**Grey Butcherbird** *Cracticus torquatus* U.BR

**GBS:** 1/5wk Apr Narrabundah GrL 15 (DaG2).

**WBS:** 2 records from LGeoS GrR11 — 1/5 Aug and 1/9 Dec (both LeM).

**Misc:** 20 non-breeding records.

**Pied Butcherbird** *Cracticus nigrogularis*

R.Vi

**Misc:** 1/22 Apr Scullin GrI12 (LaD). Also an unconfirmed record from Mulligans Flat.**Australian Magpie** *Gymnorhina tibicen*

C.BR

**GBS:** All values largely unchanged, as in previous years. Breeding data also similar to previous years. Breeding recorded from 20 sites. First n/2wk Jul Hughes GrK15 (AnI), last n/4wk Oct Page GrJ12 (AIB). First dy/3wk Sep Downer GrL12 (LoE), last dy/3wk Apr Yarralumla GrK14 (CCR).**WBS:** 26 non-breeding records from LBth, The Morass and LGeo.**Misc:** 180 non-breeding records, 19 breeding records, including: dy/6 Aug Orroral Valley GrH22 (McD).**Pied Currawong** *Strepera graculina*

C.BR

**GBS:** Values similar to those of previous years. Breeding recorded from 17 sites. First n/2wk Aug Chapman GrI15 (McA), last n/1wk Nov Pearce GrK15 (KrS). First dy/4wk Oct Pearce GrK15 (KrS), last dy/2wk Feb Holder GrJ15 (AsM).**Misc:** 124 non-breeding records, 8 breeding records, including: nb/8 Aug Braddon GrL13 (TaM), ny/27 Dec Cotter Dam GrG 14 (LeB).**Grey Currawong** *Strepera versicolor*

C.BR

**GBS:** Slight increase in all values, continuing the trend of the past few years. Recorded from 16 sites, with regular records from 4 gardens. Breeding recorded from 2 sites: dy/3wk Dec Campbell GrL14 (RoC), dy/5wk Jan and wk Feb Cook GrJ13 (BrM2).**WBS:** 1/6 Jan LGeoN GrR6 (LeM).**Misc:** 41 non-breeding records, including 12/30 Jun Mulligans Flat GrL10 (BoJ). 1 breeding record: on/Uriarra and Bluetts Rds GrI14 (MoM3).**RAVENS****Australian Raven** *Corvus coronoides*

C.BR

**GBS:** All values slightly higher than in 1994-95. Breeding recorded from 3 sites.**WBS:** 12 non-breeding records, all from LBth.**Misc:** 150 non-breeding records, 5 breeding records.**Little Raven** *Corvus mellori*

U.BR

**GBS:** Recorded from 5 sites.**WBS:** 12 non-breeding records from LBth, 7 from The Morass and 2 from LGeo.**Misc:** 14 non-breeding records.**CHOUGH****White-winged Chough** *Corcorax melanorhamphos*

C.BR

**GBS:** All values except abundance (A) and weeks recorded (W) down on 1994-95. Breeding recorded from 2 sites.**Misc:** 54 non-breeding records, 10 breeding records, 3 from the same site.

**BOWERBIRD**

**Satin Bowerbird** *Ptilonorhynchus violaceus* U.BR

GBS: Recorded from 6 sites, all in the Weston Creek area except for one garden in Yarralumla. Values similar to 1994-95, with all but distribution (F) slightly higher.

Misc: 19 non-breeding records, including 2 suburban records from Holder GrJ15 (BrB) and Cooleman Ridge GrI15 (McA).

**LARKS**

**Singing Bushlark** *Mirafra javanica* R.SM

WBS: 7/7 Nov LBth E basin GrY8 (LeM).

**Skylark** *Alauda arvensis* C.BR

GBS: Recorded regularly at one site in Curtin GrJ14 (AJR), although no records in period wk Feb to 2wk Apr inc.

WBS: 25 non-breeding records in all months at LBth and The Morass GrY8 and Z8. Maximum numbers of 65 in Apr and 80 in Jun.

Misc: 9 non-breeding records scattered throughout the year and the region.

**PIPIT**

**Richards Pipit** *Anthus novaeseelandiae* C.BR

GBS: 22 records at one site Curtin GrJ14 (AJR) but only recorded 4 times from 5wk Oct to 2wk Apr inc.

WBS: 24 non-breeding records in all months at LBth and The Morass GrY8 and Z8 with maximum numbers of 46 in Jul and 50 in Jun. Also at LGeo.

Misc: 22 records — no breeding. No records in July, Aug, Sep and only 1 in Jun.

**SPARROW AND GRASS-FINCHES**

**House Sparrow** *Passer domesticus* C.BR

GBS: This year, for the first time, the House Sparrow dropped to third position on the table of abundance, having previously consistently held second place behind the Common Starling. Abundance (A=5.7918) down from 1994-95 (6.3943) representing a further decline since 1993-94 (6.9081). Found in 98% of all gardens. Breeding recorded at 6 sites.

Misc: 39 non-breeding records. No breeding records.

**Double-barred Finch** *Taeniopygia bichenovii* U.BR

GBS: Observations recorded at 11 sites (27.9%). Abundance (A=0.1335) slightly down from 1994-95 (A=0.1481). 1 breeding record: dy/1 and 2wk May CSIRO Gungahlin GrK12 (C1M).

Misc: 35 non-breeding records from all months. No breeding records.

**Red-browed Finch** *Neochmia temporalis* C.BR

**GBS:** Abundance ( $A=0.3230$ ) well down from 1994-95 (0.6970) representing a further decline from 1993-94 (0.9657). Reported from 35% of gardens. Breeding record dy/1wk Dec Chapman GrI15 (HAJ).

**Misc:** 68 non breeding records. 4 breeding records nb/7 Oct Newline Quarry GrM 14 (DaG2), nb/30 Jul Shepherds Lookout GrH12 (NeS), on/19 Nov Campbell Pk GrM13 (MoM3), nb/22 Dec Castle Hill GrJ18 (McD).

**Diamond Firetail** *Stagonopleura guttata* U.BR

**GBS:** Recorded from one rural site — 1 to 3 birds/1 and 4 wk Aug, 3wk Sep, 5wk Jan to 3wk Mar, 1 and 4wk Apr Sutton Rd GrO12 (ScG).

**Misc:** 42 records. Breeding records: nb/7 Oct Newline Quarry GrM14 (DaG2), and 3 from Jerrabomberra Estate GrM16 — nb/17 and 19 Oct, on/26 Oct, nb/18 Nov (all LuM)

**FINCHES****European Greenfinch** *Carduelis chloris* U.BR

**Misc:** 6 records all from Jerrabomberra Wetlands GrL14: 2/23 Jul (McI), X/12 Sep (TaP), 3/13 Sep (HaP), 2/17 Sep (McI), 10/21 Jan (McI), A/22 Jun (FyM).

**European Goldfinch** *Carduelis carduelis* C.BR

**GBS:** Abundance ( $A=0.4629$ ) up from 1994-95 (0.3574) continuing the recovery since 1992-93 (0.1512). Recorded in 30% of gardens.

**WBS:** 8 records. Regularly sighted around LBth (GrY8). Largest number 80/23 Jul W basin GrY8 (CrI).

**Misc:** 46 non-breeding records and 1 breeding record: dy/26 Feb O'Connor Ridge GrK13 (McI).

**MISTLETOEBIRD****Mistletoebird** *Dicaeum hirundinaceum* U.BM

**GBS:** Abundance ( $A=0.0203$ ) up from 1994-95 (0.0089). Reported from 5 (12%) of gardens.

**Misc:** 33 records. No breeding records.

**SWALLOWS AND MARTINS****Welcome Swallow** *Hirundo neoxena* C.BR

**GBS:** Records from 13 sites with breeding recorded at one site — on/4wk Oct, on/4wk Nov and ny/3wk Dec UNIC GrJ12 (HaK). Abundance (A) and group size (G) up again to 0.37 and 4.87 respectively, from average values last year of 0.19 and 2.96, but still below high peak of 0.538 and 5.9 of 1993-94.

**WBS:** 19 records from LBth in all months except Oct, and 3 from LGeo. Large numbers at LBth in Jan — 190, Feb — 250 and Jun — 100 and 220.

**Misc:** 68 records, including one of breeding — dy/9 Dec ANU GrK13 (JoD). Records cover most months but only 4 in Jul, 3 in Aug and 2 in Sep and Jun.

**Tree Martin** *Hirundo nigricans* C.BM  
**GBS:** Recorded only at CSIRO Gungahlin GrK12 (CIM) between 2wk Aug and 3wk May inclusive.  
**WBS:** 7 records of up to 10 birds at LBth from 23 Sep to 25 Feb inc.  
**Misc:** 19 records, inc 2 breeding — on/2 and 7 Oct Newline Quarry GrM14 (both DaG2). No records in Jul, Apr and Jun and only 1 in May.

**Fairy Martin** *Hirundo ariel* U.BM  
**GBS:** 20/1wk Mar CSIRO Gungahlin GrK12 (CIM).  
**Misc:** Only three records — 35/9 Aug LGIN GrJ12 (LaJ), 1/27 Aug Mulligans Flat GrL11 (BoJ), 2/27 Dec nr Gunning GrL3 (NiJ).

#### OLD WORLD WARBLERS

**Clamorous Reed-Warbler** *Acrocephalus stentoreus* C.BM  
**GBS:** 1/1wk Oct UNIC, Bruce GrJ12 (HaK).  
**WBS:** 4/6 Jan LGeoN GrR6 (LeM).  
**Misc:** 28 non-breeding records, first 1/22 Aug LGIN GrJ12 (HoJ), last 2/11 Feb Jerrabomberra Wetlands GrL14 (NeS). 1 breeding record: dy/20 Dec Westbourne Pk GrJ14 (AIR).

**Little Grassbird** *Megalurus gramineus* U.BR  
**Misc:** 8 non-breeding records, 5 from urban lakes and 3 from Rose Lagoon GrU4.

**Rufous Songlark** *Cincloramphus mathewsi* U.BM  
**GBS:** 1/3wk Oct to 3wk Nov and 1wk Dec CSIRO Gungahlin GrK12 (CIM).  
**Misc:** 32 non-breeding records.

**Brown Songlark** *Cincloramphus cruralis* R.BM  
**Misc:** 1/5 Nov Mulligans Flat GrL11 (BoJ), X/12 Nov Shepherds Lookout GrH12 (AnF), 1/27 Dec Yellangalo Hs GrL3 (NiJ).

**Golden-headed Cisticola** *Cisticola exilis* U.BR  
**GBS:** Recorded at only one site. Up to 6 birds at Curtin GrJ14 (AJR) between 3wk Jan and 4wk Jun.  
**WBS:** Just 2 records from LBth this year.  
**Misc:** 13 non-breeding records.

#### SILVEREYE

**Silvereye** *Zosterops lateralis* C.BR  
**GBS:** Abundance (A=5.4933) down from 1994-95 (6.312). Recorded at all sites. Fourth most common bird in the survey, down from third last year. 8 breeding records.  
**Misc:** 70 records, no breeding records.

**THRUSHES**

**Bassian Thrush** *Zoothera lunulata* U.BR

**Misc:** Four records: 2/23 Jul ANBG GrK13 (TaN), 1/26 May Tidbinbilla NR GrF18 (McD), 1/9 Mar Bendora Rd GrE15 (BoJ), 3/14 Apr Tallaganda SF GrV19 (AIR).

**Common Blackbird** *Turdus merula* C.BR

**GBS:** Abundance (A=1.8916) similar to 1994-95 (1.9793). Recorded in 93% of gardens. Breeding recorded in 4 gardens

**Misc:** 49 records. I breeding record: nb/26 Oct Weetangera GrJ13 (FyM).

**STARLINGS**

**Common Starling** *Sturnus vulgaris* C.BR

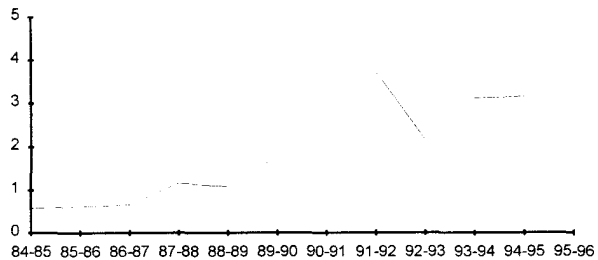
**GBS:** Still the most abundant in the survey although abundance again slightly down. Recorded in 98% of gardens over all weeks of the year, breeding recorded in 12 gardens. **WBS:** 18 records. Regularly sighted around LBth (GrY8, GrZ8). Largest flock 300/27 Apr LBth E basin GrY8 (LeM).

**Misc:** 121 non-breeding records. Five breeding records.

**Common Myna** *Acridotheres tristis* C.BR

**GBS:** Abundance increased significantly (A=5.0870) over 1994-95 (3.1485). Recorded in 93% of gardens. Breeding recorded at 9 sites.

**Misc:** 44 non-breeding records. One breeding record: ih/13 Dec Mt Majura GrL12 (BoJ) (see also Nicholls et al. 1996).



**Appendix 3. Values of A, F, W, R and G for 1 July 1995 to 30 June 1996, with percentage change compared with previous year**

Species Name	A	dA%	F	dF%	W	dW%	R	dR%	G
Common Starling	9.8804	-0.20	97.70	3	52	0	66.04	-8	15
Sulphur-crested Cockatoo	7.2397	26.40	100.00	6	52	0	81.85	8	8.85
House Sparrow	5.7918	-9.40	97.70	-1	52	0	71.76	-2	8.07
Silvereye	5.4933	-13.00	100.00	4	52	0	68.18	-2	8.06
Galah	5.3182	-3.50	100.00	0	52	0	80.19	1	6.63
Common Myna	5.0870	61.60	93.00	8	52	0	59.37	5	8.57
Crimson Rosella	3.3321	-1.60	100.00	0	52	0	89.75	5	3.71
Pied Currawong	3.3246	0.20	97.70	-1	52	0	82.65	2	4.02
Australian Magpie	2.8916	3.90	100.00	0	52	0	84.57	2	3.42
Magpie-lark	2.6199	28.50	97.70	-1	52	0	79.60	6	3.29
Red Wattlebird	2.2184	17.50	100.00	2	52	0	83.34	7	2.66
Common Blackbird	1.8916	-4.40	93.00	0	52	0	76.94	0	2.46
Yellow-faced Honeyeater	1.8249	19.30	79.10	2	48	-4	17.30	-6	10.6
Australian King-Parrot	1.7443	-8.60	81.40	1	52	0	42.39	-4	4.11
Eastern Rosella	1.5435	-6.70	97.70	-1	52	0	62.73	-2	2.46
Yellow-rumped Thornbill	1.3374	-0.90	95.30	11	52	0	37.64	6	3.55
Australian Raven	1.2408	23.70	100.00	8	52	0	56.70	22	2.19
Rock Dove	1.1911	25.80	39.50	-10	52	0	17.30	7	6.89
Straw-necked Ibis	1.0192	-37.00	48.80	26	26	-38	4.64	-4	21.9
Superb Fairy-wren	1.0149	41.00	79.10	13	52	0	33.74	37	3.01
Noisy Friarbird	0.8041	6.40	90.70	-6	37	-12	34.01	-7	2.36
Crested Pigeon	0.7581	91.90	76.70	41	52	0	30.27	55	2.5
Weebill	0.6097	25.60	51.20	-3	52	0	18.26	-2	3.34
Gang-gang Cockatoo	0.5958	-22.90	72.10	5	52	0	20.18	-18	2.95
Eastern Spinebill	0.5937	-6.30	97.70	9	52	0	36.89	-1	1.61
White-naped Honeyeater	0.4965	-53.30	62.80	19	28	22	6.67	0	7.44
European Goldfinch	0.4629	29.50	30.20	-28	51	2	8.33	6	5.56
Black-faced Cuckoo-shrike	0.4426	7.50	93.00	2	52	2	29.31	0	1.51
Striated Pardalote	0.4191	1.20	81.40	3	52	0	22.80	-10	1.84
Spotted Pardalote	0.4138	-15.50	74.40	-4	51	-2	23.55	-17	1.76
Welcome Swallow	0.3743	92.20	30.20	-4	51	11	7.69	17	4.87
Grey Fantail	0.3625	-10.10	93.00	-2	52	0	22.64	-16	1.6
Red-browed Finch	0.323	-53.70	34.90	-14	50	-4	7.10	-31	4.55
White-winged Chough	0.2995	-11.40	37.20	51	47	-4	5.07	2	5.91
Brown Thornbill	0.2936	10.80	51.20	12	52	0	14.58	32	2.01
Willie Wagtail	0.2771	-4.20	81.40	-1	52	0	20.93	-10	1.32
Red-rumped Parrot	0.2739	2.00	37.20	-15	52	0	7.96	9	3.44
Laughing Kookaburra	0.2579	21.50	62.80	-3	52	0	15.22	14	1.69
Pacific Black Duck	0.2413	35.50	18.60	251	47	24	4.22	126	5.72



Species Name	A	dA%	F	dF%	W	dW%	R	dR%	G
Striated Thornbill	0.2333	-4.10	34.90	-14	52	0	6.46	-12	3.61
Australian White Ibis	0.2226	0.70	14.00	14	20	18	1.55	101	14.4
Little Corella	0.2200	116.10	16.30	133	45	7	4.48	84	4.9
Masked Lapwing	0.1687	32.80	51.20	39	52	2	8.01	40	2.11
Australian Wood Duck	0.1660	15.30	34.90	81	44	0	5.50	76	3.02
White-browed Scrubwren	0.1644	67.40	20.90	70	52	0	8.92	57	1.84
Noisy Miner	0.1628	58.70	18.60	51	51	6	5.23	43	3.11
Golden Whistler	0.1538	-10.00	76.70	-3	38	-16	13.67	-5	1.13
Satin Bowerbird	0.1511	74.90	14.00	0	39	5	5.23	50	2.89
Little Raven	0.1410	749.40	11.60	119	9	125	0.48	200	29.3
Double-barred Finch	0.1335	-9.90	27.90	6	44	-10	3.52	-24	3.79
White-plumed Honeyeater	0.1228	14.20	44.20	1	50	4	5.50	-9	2.23
Skylark	0.1143	19.40	2.30	-34	38	-10	2.03	-24	5.63
Grey Shrike-thrush	0.1095	-3.30	44.20	57	50	-4	9.77	11	1.12
White-eared Honeyeater	0.1089	18.20	51.20	12	47	4	8.12	13	1.34
Fuscous Honeyeater	0.1025	-34.40	46.50	15	15	-32	4.00	-7	2.56
White-throated Needletail	0.0940	-32.20	23.30	-17	12	-8	0.91	-23	10.4
Buff-rumped Thornbill	0.0918	40.60	16.30	85	34	-15	2.67	6	3.44
Grey Currawong	0.0908	17.20	39.50	13	52	4	7.85	11	1.16
White-faced Heron	0.0870	66.30	16.30	-23	51	28	4.59	41	1.9
Olive-backed Oriole	0.0779	38.10	58.10	10	33	-3	6.99	33	1.11
Dusky Woodswallow	0.0774	-19.50	14.00	-27	12	-33	1.17	-1	6.59
Rufous Whistler	0.0769	-10.60	60.50	-14	40	-22	6.46	-15	1.19
New Holland Honeyeater	0.0689	193.20	16.30	133	35	94	3.04	201	2.26
Silver Gull	0.0534	-77.90	2.30	-57	1	-80	0.05	-75	100
Dollarbird	0.0497	21.20	25.60	4	19	-17	2.83	4	1.75
White-throated Treecreeper	0.0464	-25.80	16.30	-16	47	-10	4.27	-13	1.09
Brown-headed Honeyeater	0.0454	-44.60	14.00	-11	14	-56	1.01	-46	4.47
Scarlet Robin	0.0395	-17.50	34.90	10	22	-24	2.67	-25	1.48
Southern Boobook	0.0352	31.30	34.90	33	34	21	3.47	38	1.02
Richard's Pipit	0.0352	-34.80	2.30	-57	22	-45	1.17	-49	3
Tree Martin	0.0315	104.50	2.30	-57	14	17	0.75	42	4.21
Australian Hobby	0.0304	0.00	37.20	-12	37	0	2.78	-3	1.1
Black-shouldered Kite	0.0267	29.00	7.00	-56	31	-11	1.87	13	1.43
Common Peafowl	0.0267	310.80	2.30	28	50	213	2.67	311	1
Pallid Cuckoo	0.0267	-24.40	27.90	-1	17	-39	2.35	-28	1.14
Chestnut Teal	0.0251	-3.50	2.30	28	18	50	0.96	96	2.61
Australian Pelican	0.0251	120.20	9.30	-34	7	-36	0.48	-2	5.22
Wedge-tailed Eagle	0.0214	94.50	23.30	66	22	47	1.28	66	1.67
Yellow Thornbill	0.0208	-35.00	11.60	10	20	-43	1.17	-33	1.77
Mistletoebird	0.0203	128.10	11.60	32	27	50	1.98	122	1.03
Varied Sittella	0.0192	10.30	11.60	-6	8	-20	0.53	8	3.6

Species Name	A	dA%	F	dF%	W	dW%	R	dR%	G
Rainbow Bee-eater	0.0187	405.40	7.00	32	4	33	0.21	75	8.75
Crested Shrike-tit	0.0187	64.00	2.30	-34	25	25	1.33	56	1.4
Nankeen Kestrel	0.0171	31.50	23.30	33	25	0	1.71	40	1
Collared Sparrowhawk	0.0160	31.10	16.30	-29	24	0	1.49	22	1.07
Leaden Flycatcher	0.0160	-55.20	20.90	19	18	-14	1.33	-48	1.2
Brown Goshawk	0.0149	14.60	27.90	13	17	-29	1.33	9	1.12
Common Bronzewing	0.0144	97.30	14.00	59	21	40	1.33	118	1.08
Crescent Honeyeater	0.0139	6.90	14.00	100	10	-52	1.07	-9	1.3
Flame Robin	0.0133	118.00	7.00	-20	13	44	0.69	86	1.92
White-winged Triller	0.0123	1437.50	11.60	544	11	1000	0.69	1625	1.77
Golden-headed Cisticola	0.0123	515.00	2.30	-34	10	150	0.53	231	2.3
Rose Robin	0.0117	-22.00	14.00	-27	15	-32	1.17	-18	1
Restless Flycatcher	0.0112	15.50	4.70	-62	21	-5	1.12	15	1
Diamond Firetail	0.0112	-21.10	2.30	28	13	0	0.69	30	1.62
Fairy Martin	0.0107	N/A	2.30	N/A	1	N/A	0.05	N/A	20
Stubble Quail	0.0101	N/A	2.30	N/A	11	N/A	0.59	N/A	1.73
Little Eagle	0.0091	24.70	7.00	0	16	0	0.85	16	1.06
Brown Falcon	0.0091	24.70	14.00	33	12	-25	0.80	10	1.13
Fan-tailed Cuckoo	0.0091	122.00	20.90	70	14	40	0.85	107	1.06
Shining Bronze-Cuckoo	0.0091	122.00	14.00	59	15	88	0.91	146	1
White-throated Gerygone	0.0085	-80.60	16.30	-38	12	-68	0.85	-76	1
Speckled Warbler	0.0080	9.60	7.00	-20	8	-20	0.43	-4	1.88
Horsfield's Bronze-Cuckoo	0.0075	-45.70	2.30	-85	14	-26	0.75	-34	1
Eastern Yellow Robin	0.0059	11.30	4.70	34	11	10	0.59	31	1
Grey Teal	0.0053	N/A	2.30	N/A	5	N/A	0.27	N/A	2
Little Black Cormorant	0.0053	N/A	4.70	N/A	2	N/A	0.11	N/A	5
Hooded Robin	0.0048	-69.60	2.30	28	6	-74	0.32	-66	1.5
Black Swan	0.0043	N/A	2.30	N/A	1	N/A	0.05	N/A	8
Peregrine Falcon	0.0037	-17.80	9.30	-11	6	-25	0.32	-22	1.17
Rufous Songlark	0.0037	825.00	2.30	28	7	600	0.37	825	1
Yellow-billed Spoonbill	0.0032	N/A	2.30	N/A	1	N/A	0.05	N/A	6
Rainbow Lorikeet	0.0032	-74.60	2.30	28	4	-75	0.21	-68	1.5
Western Gerygone	0.0032	-13.50	4.70	-33	6	-25	0.32	-14	1
Brown Quail	0.0027	N/A	2.30	N/A	5	N/A	0.27	N/A	1
Little Pied Cormorant	0.0027	237.50	4.70	161	4	100	0.21	163	1.25
Cockatiel	0.0027	575.00	4.70	161	2	100	0.11	175	2.5
Satin Flycatcher	0.0027	35.00	4.70	-33	5	0	0.27	35	1
Rufous Fantail	0.0027	-44.90	4.70	-70	4	-43	0.21	-57	1.25
Whistling Kite	0.0021	425.00	4.70	161	4	300	0.21	425	1
Sacred Kingfisher	0.0021	-60.40	4.70	-70	4	-69	0.21	-60	1
Mallard	0.0016	300.00	2.30	28	2	100	0.11	175	1.5
Glossy Black-Cockatoo	0.0016	N/A	2.30	N/A	1	N/A	0.05	N/A	3

Species Name	A	dA%	F	dF%	W	dW%	R	dR%	G
Yellow-tailed Black-Cockatoo	0.0016	-95.40	4.70	-33	2	-60	0.11	-54	1.5
Common Koel	0.0016	N/A	7.00	N/A	3	N/A	0.16	N/A	1
Cattle Egret	0.0011	-45.00	2.30	28	1	-80	0.05	-75	2
Superb Parrot	0.0011	175.00	2.30	28	1	0	0.05	25	2
Brush Cuckoo	0.0011	N/A	4.70	N/A	2	N/A	0.11	N/A	1
Great Cormorant	0.0005	-37.50	2.30	-34	1	-50	0.05	-38	1
White-necked Heron	0.0005	25.00	2.30	28	1	0	0.05	25	1
White-bellied Sea-Eagle	0.0005	N/A	2.30	N/A	1	N/A	0.05	N/A	1
Diamond Dove	0.0005	N/A	2.30	N/A	1	N/A	0.05	N/A	1
Long-billed Corella	0.0005	25.00	2.30	28	1	0	0.05	25	1
Budgerigar	0.0005	25.00	2.30	28	1	0	0.05	25	1
Fork-tailed Swift	0.0005	N/A	2.30	N/A	1	N/A	0.05	N/A	1
Southern Whiteface	0.0005	-37.50	2.30	28	1	0	0.05	25	1
Little Friarbird	0.0005	25.00	2.30	28	1	0	0.05	25	1
Yellow-tufted Honeyeater	0.0005	-82.10	2.30	28	1	-86	0.05	-82	1
Pink Robin	0.0005	N/A	2.30	N/A	1	N/A	0.05	N/A	1
Grey Butcherbird	0.0005	-68.80	2.30	-67	1	-67	0.05	-69	1
Clamorous Reed-Warbler	0.0005	N/A	2.30	N/A	1	N/A	0.05	N/A	1

**Appendix 4. Systematic List 1 July 1996 to 30 June 1997****EMU**

**Emu** *Dromaius novaehollandiae* U.BR  
**Misc:** 6/12 Jul Oakey Ck Rd (in cleared pine forest) GrG16 (McD), 1/5 Feb Woods Res GrG18 (WiS).

**QUAILS**

**Stubble Quail** *Coturnix pectoralis* U.BR  
**GBS:** 5 records in Dec, Jan and Feb of 1 to 3 birds from a site in Curtin GrJ14 (AJR).  
**WBS:** 11 records in all seasons — 7 from LBth and 4 from LGeo; largest 6/6 Dec, 6/31 Dec LGeoN GrR6, 6/2 Feb LBth E basin GrY8 (all LeM).  
**Misc:** X/29 Dec Mundays Lane GrI8 (LeB), 2/11 Jun W end Stromlo pine plantation GrH14 (TaN).

**Brown Quail** *Coturnix ypsilophora* R.BVi  
**MFS:** 1/8 Dec Site 68 GrL10 (FeP).  
**Misc:** 7 records — 3/17 Oct, 2/15 Dec, 4/27 Feb, 8/25 Jun all LGIN (27 Feb specifies peninsula) GrJ12 (BuM, Mcl, GoP), 6/27 Apr Gigerline Sandwash Res GrJ19 (BoJ), 4/29 Jun Blackys Trail off Uriarra Road GrI14 (MoM3).

**SWANS AND DUCKS**

**Plumed Whistling-Duck** *Dendrocygna eytoni* R.Va  
**Misc:** 1/5 Oct Turtle Ck GrL14 (OrP)

**Blue-billed Duck** *Oxyura australis* R.BVi  
**Misc:** 9 records of 1 to 5 birds, between 30 Dec and 26 Mar. All from Jerrabomberra Wetlands GrL14.

**Musk Duck** *Biziura lobata* U.BR  
**WBS:** Only 1 record this year — 1/24 Nov LBth, E basin GrY8 (LeM).  
**Misc:** 5 records of single birds from Mulligans Flat GrL11, Point Hut dam GrK17, Jerrabomberra Wetlands GrL14 and Gungahlin Pond GrK11.

**Freckled Duck** *Stictonetta naevosa* U.Vi  
**WBS:** Following the very small number of records (3) last year there was just 1 this year — 3/2 Feb LGeo, N GrR6 (LeM).

**Black Swan** *Cygnus atratus* C.BR

**WBS:** LBth — numbers well down. Peaks this year in Nov—Dec. Nests reported in Jul, Aug with juveniles through to Nov and Dec. LGeo — overall numbers slightly down, again no breeding reported:

	Jul	Aug	Sep	Oct	Nov	Dec	Jan	Feb	Mar	Apr	May	Jun
LBth	<u>857</u>	<u>1232</u>	42	57	3779	3370	129	0	0	0	0	0
LGeo	<u>228</u>	6	139	178	336	233	126	115	11	0	0	0

**Misc:** 27 records, 24 from Jerrabomberra Wetlands and LBG, and including 12 records of breeding. Also dy/1 Dec Rose Lagoon GrU4 (BeR).

**Australian Shelduck** *Tadorna tadornoides* C.BR

**MFS:** 3 records from GrL11 — a total of 8 birds at Sites 14 and 64 on 6 Apr and 1/22 Jun Site 14 (all LiB).

**WBS:** LBth — Usual pattern of increased numbers Nov to Jan, the Nov count being the largest on record at this site. Young present Nov and Dec. LGeo — Nov and Dec numbers remain high although down on last year. No evidence of breeding recorded.

	Jul	Aug	Sep	Oct	Nov	Dec	Jan	Feb	Mar	Apr	May	Jun
LBth	30	46	2	4	1456	690	1250	<u>115</u>	0	0	0	0
LGeo	90	5	40	171	1191	1292	189	<u>270</u>	<u>115</u>	0	0	0

**Misc:** 13 records from Jerrabomberra Wetlands GrL14, including dy/4 Jan (WiS), and 1 from LGeo, N GrR6.

**Australian Wood Duck** *Chenonetta jubata* C.BR

**GBS:** A fall in all values resulting principally from the absence this year of records from a Gungahlin site which regularly recorded this species. 1 breeding record — ne/1wk Aug Yarralumla GrK14 (CCR).

**MFS:** 8 records of 1 to 8 birds from 6 sites, Sep, Nov and Dec, including — on/29 Sep Site 1 GrL11 (TaN).

**WBS:** recorded only 3 months for a total of 16 birds at LBth and 4 months for 28 birds at LGeo:

	Jul	Aug	Sep	Oct	Nov	Dec	Jan	Feb	Mar	Apr	May	Jun
LBth	0	1	2	13	0	0	0	0	0	0	0	0
LGeo	1	10	2	0	0	0	0	0	15	0	0	0

**Misc:** 56 records, down from 81 last year, including 5 records of dy between 23 Aug and 4 Jan.

**Mallard** *Anas platyrhynchos* U.BR

**GBS:** 4 records from one site in Curtin GrJ14 (AJR).

**Misc:** 3 records, all from Jerrabomberra Wetlands GrL14 (WiS).

Pacific Black Duck *Anas superciliosa*

C.BR

GBS: All values well down with records from just 2 of the 43 sites. Records included — dy/5wk Oct, 2wk and 4wk Dec Curtin GrJ14 (AJR).

MFS: 15 records from 13 sites including dy/3 Nov Site 14 GrL11 (PfD)

WBS: Numbers again small at both lakes. Juveniles reported from LGeo in Nov:

	Jul	Aug	Sep	Oct	Nov	Dec	Jan	Feb	Mar	Apr	May	Jun
LBth	1	2	2	50	17	57	20	0	0	0	0	0
LGeo	0	0	4	81	38	21	9	6	8	0	0	0

Misc: 59 records including 8 of dy, first 19 Oct and last 26 Feb, all from Jerrabomberra Wetlands GrL14.

Australasian Shoveler *Anas rhynchos*

C.BVi

MFS: 4 records, total of 8 birds, from Sites 14 and 64, 29 Sep, 8 Dec and 6 Apr GrL11 (all LiB).

WBS: Numbers substantially down at both lakes to levels lower than for some years.

	Jul	Aug	Sep	Oct	Nov	Dec	Jan	Feb	Mar	Apr	May	Jun
LBth	<u>382</u>	42	2	523	651	910	829	0	0	0	0	0
LGeo	0	0	0	33	62	92	169	63	23	0	0	0

Misc: 15 records from Jerrabomberra Wetlands GrL14 and Mulligans Flat GrL11, also 3/25 Apr Smiths Rd GrL22 (WiS).

Grey Teal *Anas gracilis*

C.BR

MFS: 4 records from 2 sites in GrL 11.

WBS: LBth — numbers down on the levels of the past two years but still large with the peak this year in Jan. Numbers down also at LGeo where juveniles were reported in Nov.

	Jul	Aug	Sep	Oct	Nov	Dec	Jan	Feb	Mar	Apr	May	Jun
LBth	<u>1916</u>	<u>1807</u>	<u>360</u>	394	731	2854	5000	0	0	0	0	0
LGeo	<u>1060</u>		210	4	615	499	1310	559	78	0	0	0

Misc: 29 records, all months except Apr and including — dy/9 Nov Mulligans Flat GrL11 (TaN).

Chestnut Teal *Anas castanea*

C.BR

WBS: Numbers at both lakes at levels similar to recent years:

	Jul	Aug	Sep	Oct	Nov	Dec	Jan	Feb	Mar	Apr	May	Jun
LBth	<u>302</u>	<u>1165</u>		92	354	320	544	0	0	0	0	0
LGeo	122		20	0	15	10	30	11	22	0	0	0

Misc: 8 records of up to 27 birds, all from Jerrabomberra Wetlands GrL14 and including dy/11 Feb (WiS).

**Pink-eared Duck** *Malacorhynchus membranaceus*

C.Vi

**WBS:** A further drop in numbers at both lakes; recorded for a total of only five months.

	Jul	Aug	Sep	Oct	Nov	Dec	Jan	Feb	Mar	Apr	May	Jun
LBth	170	224	0	27	12	0	0	0	0	0	0	0
LGeo	4600		0	0	0	0	42	0	0	0	0	0

**Misc:** 15 records (up to 15 birds), all months except Jan, Apr and May, and all from Jerrabomberra Wetlands GrL14.

**Hardhead** *Aythya australis*

U.BVi

**WBS:** LBth — only 2 records this year, both from basin GrY8. Again no records from LGeo:

	Jul	Aug	Sep	Oct	Nov	Dec	Jan	Feb	Mar	Apr	May	Jun
LBth	0	00	13		8	0	0	0	00			00

**Misc:** 12 non—breeding records, 1 from Uriarra Hs dam GrF13, the remainder from GrL14, including 70/9 Aug and 40/30 Dec Fyshwick sewage ponds (both FyM).

**GREBES**

**Australasian Grebe** *Tachybaptus novaehollandiae*

C.BR

**MFS:** 9 records from 5 sites — 3 birds on 29 Sep, 5 on 3 Nov, 1 on 8 Dec, 8 on 6 Apr and 16 on 22 Jun.

**WBS:** Largest numbers since 1992-93 (there were no records last year); the breeding record in Sep (on) is the first recorded for this species in the WBS:

	Jul	Aug	Sep	Oct	Nov	Dec	Jan	Feb	Mar	Apr	May	Jun
LGeo	0	2	1	0	3	4	6	2	20			00

**Misc:** Number of records reported continue to fall; 33 non-breeding records from 10 grid cells in all months; largest 158/26 Mar, 46/11 Feb, 30/4 Jan, 27/26 Feb, 25/11 Jun Jerrabomberra Wetlands GrL14 (WiS), 27/30 Apr N shore LBG Black Mm and W GrK13 (WiS), all others <11. 4 breeding records — on/3 Oct Jerrabomberra Wetlands GrL14 (PeH), dy/19 Dec Eddison Pk, Phillip GrK15 (WiS), dy/19 Jan Uriarra Hs dam GrF13 (LiB), dy/23 Jan farm dam S of Bindubi St and Wm. Hovell Dr intersection GrJ 13 (TaN).

**Hoary-headed Grebe** *Poliiocephalus poliocephalus*

C.BR

**MFS:** 1/8 Dec Site 14 GrL11 (LiB).

**WBS:** LBth — numbers have fallen sharply and are the lowest since 1987-88. LGeo — as in the previous year, numbers remain the lowest since the lake again filled in 1989:

	Jul	Aug	Sep	Oct	Nov	Dec	Jan	Feb	Mar	Apr	May	Jun
LBth	0	74	50	719	491	6	0	0	0	0	0	0
LGeo	0	4	20	31	9	0	0	0	0	0	0	0

**Misc:** 13 non-breeding records from 3 grid cells (compared with 23 from 10 grid cells in previous year); largest 80/30 Dec Jerrabomberra Wetlands GrL14 (FyM), 50/4 Jan, 36/ 26 Feb, 35/11 Feb, 35/11 Jun Jerrabomberra Wetlands GrL14 (WiS).

**Great Crested Grebe** *Podiceps cristatus*

U.BR

**Misc:** 1/5 Dec Warrina Inlet LBG GrJ14 (BeC), 2/22 Jun Gungahlin Pond GrK11 (MuS).

**DARTER, CORMORANTS AND PELICAN**

**Darter** *Anhinga melanogaster*

U.BR

**Misc:** 6 records from 2 grid cells — 1/3 Sep, 1/10 Nov, 3/16 Apr Jerrabomberra Wetlands GrL14 (JoD, McI, WiS), 3/16 Apr Kingston Harbour to Jerrabomberra Wetlands GrL14 (WiS), 3/19 Oct, 1/1 Nov large dam Mulligans Flat GrL11 (HeA, GIJ).

**Little Pied Cormorant** *Phalacrocorax melanoleucos*

C.BR

**GBS:** 1/4wk Apr, 1/1wk May, 1/3wk May Curtin GrJ14 (AJR).

**MFS:** 14 non-breeding records from 8 sites; largest 5/8 Dec Site 14 GrL11 (LiB) (but see breeding records), all others 1 or 2. 2 breeding records — on/29 Sep (LiB) (8 birds were present at the time of this observation), ny/3 Nov (PfD), both from Site 14 GrL11.

**WBS:** Numbers continue at last year's exceptionally low level — 1/27 Oct The Morass LBth GrZ8 (DoM), 1/31 Dec LGeoN GrR6 (LeM).

**Misc:** Number of records reported continue to fall; 25 non-breeding records (compared with 36 in 1995-96, 43 in 1994-95, 62 in 1993-94) from 10 grid cells in most months; largest 25/26 Mar Jerrabomberra Wetlands GrL14 (WiS). 3 breeding records — on/19 Oct, ne/1 Nov, on/9 Nov large dam Mulligans Flat GrL1 I (BuM, HeA, GIJ, TaN).

**Little Black Cormorant** *Phalacrocorax sulcirostris*

C.BR

**GBS:** 14/4wk May Curtin GrJ14 (AJR).

**MFS:** 1/3 Nov Site 14 GrL11 (ND).

**WBS:** Numbers have been falling for several years and, like the previous year, there are again no records.

**Misc:** Number of records reported have fallen over the past 3 years; 12 non-breeding records (compared with 20 in 1995-96, 33 in 1994-95) from 5 grid cells; largest 12/17 Nov Jerrabomberra Wetlands GrL14 (TaN), 10/16 Apr Kingston Harbour to Jerrabomberra Wetlands GrL14 (WiS), all others <7. 1 breeding record — ne/1 Nov large dam Mulligans Flat GrL11 (GIJ)

**Great Cormorant** *Phalacrocorax carbo*

C.BR

**GBS:** 5/3wk Dec, 5/2wk Jan, 1/4wk May Giralang GrK12 (ReM), 2/2wk Nov CSIRO Black Mtn GrK13 (C1M).

**MFS:** 4/3 Nov Site 14 GrL11 (ND).

**WBS:** Numbers have been falling for several years and continue to fall — 7/4 Aug LGeoN GrR6 (LeM), 2/29 Sep LGeoS GrR11 (FyM), 13/26 Oct LGeoS GrR11 (LeM).

**Misc:** Number of records reported have fallen over the past 3 years; 13 non-breeding records (compared with 22 in 1995-96, 34 in 1994-95) from 7 grid cells in Sep to Feb; largest 11/5 Feb Isabella Ponds GrJ17 (WiS).



**Australian Pelican** *Pelecanus conspicillatus*

C.Vi

**GBS:** 17 records from 8 sites (compared with 9 from 4 in 1995-96, 12 from 8 in 1994-95 and 27 from 12 in 1993-94) in Jul, Aug, Oct, Nov, Dec, Jan and Jun; largest 24/2wk Aug Curtin GrJ14 (AJR), 15/4wk Jun Cook GrJ13 (TaN), all others <9.

**WBS:** LBth — numbers have fallen to the record low levels of 1994-95. LGeo — numbers have fallen back from those of last year:

	Jul	Aug	Sep	Oct	Nov	Dec	Jan	Feb	Mar	Apr	May	Jun
LBth	0	8	0	0	0	0	0	0	0	0	0	0
LGeo	—	1054	106	427	360	150	90	263	4	0	0	0

**Misc:** 19 non-breeding records from 5 grid cells in most months, 17 came from urban lakes and environs in Canberra; largest 25/17 Nov (TaN), 21/4 Jan Jerrabomberra Wetlands GrL14 (WiS), 15/30 Dec, 12/22 Jul, 12/3 Sep Jerrabomberra Wetlands GrL14 (FyM, McI, JoD), all others <9.

**HERONS, EGRETS AND BITTERNS**

**White-faced Heron** *Egretta novaehollandiae*

C.BR

**GBS:** 51 records from 7 sites in all months except Nov; number of records down on previous years but may be because no GBS observations were made at CSIRO Gungahlin GrK12 this year, as in previous years it has been regularly reported from a site in Curtin GrJ14 (AJR), recorded less frequently at other sites; all records were of 4 or fewer individuals.

**MFS:** 14 non-breeding records from 11 sites; largest 3/3 Nov Site 64 GrL11 (PfD). 1 breeding record — on/8 Dec Site 14 GrL11 (LiB).

**WBS:** Numbers remain low at both lakes; as in previous years the largest numbers at LGeo were during the warmer months:

	Jul	Aug	Sep	Oct	Nov	Dec	Jan	Feb	Mar	Apr	May	Jun
LBth	0	1	0	0	0	1	0	0	0	0	0	0
LGeo	2	1	1	0	34	3	8	1	0	0	0	0

**Misc:** Number of records reported continues to fall; 26 non-breeding records from 12 grid cells in all months except Jun and Jul; largest 4/30 Dec Jerrabomberra Wetlands GrL14 (FyM). 1 breeding record on/19 Oct large dam Mulligans Flat GrL1 1 (HeA).

**White-necked Heron** *Ardea pacifica*

U.Vi

**GBS:** 1/3wk Sep Kambah GrJ16 (PeH).

**MFS:** 1 breeding record — ny/3 Nov Site 14 GrL1 1 (PfD) (1 adult bird was present at the time of this observation). This is the second consecutive year this species has been recorded breeding at Mulligans Flat.

**WBS:** 1/6 Dec LGeoN GrR6 (LeM).

**Misc:** 1 breeding record — ne/1 Nov large dam Mulligans Flat GrL11 (GIJ) (1 adult was present at the time of this observation). See comments under **MFS**.

**Great Egret** *Ardea alba*

U.Vi

**WBS:** 1/24 Nov The Morass LBth GrZ8 (LeM).

Misc: 1/12 Jan, 1/2 Feb, 4/16 Mar Jerrabomberra Wetlands GrL14 (McI, LiB, LaJ), 3/27 Apr Casuarina Sands GrG14 (AIR), 1/21 May Jerrabomberra Wetlands GrL14 (WiS).

Cattle Egret *Ardea ibis*

U.Vi

Misc: 7 records from 5 grid cells; largest 12/17 Mar Fyshwick sewage ponds GrL14 (DoM).

Nankeen Night Heron *Nycticorax caledonicus*

U.Vi

Misc: 1/9 Feb Googong Dam GrO17 (AnI), 2/22 Feb Jerrabomberra Wetlands GrL14 (NiJ).

IBISES AND SPOONBILLS

Australian White Ibis *Threskiornis molucca*

C.BR

GBS: 24 records from 7 sites, in all months except Sep, Nov and Feb; largest 35/3wk Jan, 17/2wk Aug Curtin GrJ14 (AJR), 29/1wk Jul Kambah GrJ16 (VeP), 23/3wk Aug Holt GrI12 (DaC), all others <8.

MFS: 1/29 Sep Site 14 GrL11 (LiB), 1/29 Sep Site 16 GrL11 (WiP).

WBS: LBth — numbers have returned to more normal levels, following last year's low numbers, with peak in the warmer months. LGeo — numbers remain low except for Oct which is the largest since Sep 1990 when 202 were recorded (but note 99 in Sep 1994):

	Jul	Aug	Sep	Oct	Nov	Dec	Jan	Feb	Mar	Apr	May	Jun
LBth	0	0	0	1	29	22	10	0	0	0	0	0
LGeo		0 0	0	108	0	3	0	0	0	0	0	0

Misc: Number of records reported continues to fall; 15 non-breeding records from 7 grid cells; most were from the warmer months (1 Nov to 16 Apr) with 1 record from June; largest 1000/31 Jan Mugga Lane tip GrL16 (RoD), 150/16 Feb, 126/21 Feb farm dam 'Pine Ridge' GrI12 (FeP, LaJ); all others <8. 2 breeding records — on/farm dam off Bungendore to Gundaroo rd GrQ11 (FyM) (the number of birds present shown as D), on/1 Dec Rose Lagoon GrU4 (BeR) (this is the first record of breeding from this site, the number of birds present shown as X).

Straw-necked Ibis *Threskiornis spinicollis*

C.Vi

GBS: 78 records from 17 sites; as in previous years the majority were from the cooler months with only 13 in spring and summer; most came from the southern suburbs, i.e. Tuggeranong (27 records from 4 sites), Woden (32 from 4) and Weston Creek (13 from 4), the others were Canberra (3 from 3) and Belconnen (3 from 2); there were 3 records of 100 or more birds, the largest being 180/4wk Mar Curtin GrJ 14 (AJR).

MFS: 1/8 Dec Site 23 GrL10 (AvJ).

WBS: LBth — although up slightly on previous year numbers remain low except for Jan which is the third largest recorded (120 in Feb 1981, 102 in Feb 1995). LGeo — numbers remain low:

	Jul	Aug	Sep	Oct	Nov	Dec	Jan	Feb	Mar	Apr	May	Jun
LBth	0	0	0	1	21	51	100	0	0	0	0	0
LGeo	0	0	0	16	11	4	0	4	0	0	0	0

**Misc:** Number of records reported remain low; 15 non-breeding records from 7 grid cells; only 1 record from a suburban playing field; largest 50/6 Dec Aranda playing fields GrJ13 (ScA), 35/21 May Jerrabomberra Wetlands GrL14 (WiS); all others <23.

**Royal Spoonbill** *Platalea regia*

U.Vi

**GBS:** 1/2wk Dec Curtin GrJ14 (AJR).

**WBS:** Numbers remain low — 4/2 Feb, 1/22 Feb LGeoS GrR11 (LeM).

**Misc:** 4 records — 1/20 Jan, 1/27 Jan, 4/13 Apr Jerrabomberra Wetlands GrL14 (FrI, McD, 2/15 Jun Stirling Ridge GrK14 (CoA).

**Yellow-billed Spoonbill** *Platalea flavipes*

U.Vi

**Misc:** 2/16 Apr Jerrabomberra Wetlands GrL14 (WiS).

**KITES, GOSHAWKS, EAGLES AND HARRIERS**

**Black-shouldered Kite** *Elanus axillaris*

U.BR

**GBS:** Recorded at 5 of the 43 sites. However from four sites there were only five records, the remainder coming from one site in Curtin GrJ14 (AJR).

**MFS:** 1/3 Nov Site 14 GrL1 1 (PfD).

**Misc:** 23 records, all months, including 3 breeding records — nb/5 Feb Jerrabomberra Wetlands GrL14 (GrW), dy/25 Jun LGeoN GrJ12 (GoP), dy/ 27 Jun The Pinnacle GrJ13 (GoP).

**Black Kite** *Milvus migrans*

R.Va

**Misc:** 1/15 Nov Mugga Lane tip GrL16 (WiS).

**Whistling Kite** *Haliastur sphenurus*

U.BR

**GBS:** 2 records from Kambah GrJ16 (VeP) — 1/4wk Oct and 1/4wk Nov.

**MFS:** 1/6 Apr Site 14 GrL11 (LiB).

**WBS:** 1/21 Sep LBth W basin GrY8 (CrI), 1/27 Oct LGeoN GrR6 (LeM).

**Misc:** Only 3 records (cf 6 records in 1995-96 and 21 in 1994-95). 1/19 Jan Uriarra GrF13 (LiB), 1/22 Feb Jerrabomberra Wetlands (NiJ), 2/1 Apr Shepherds Lookout GrH12 (CIG).

**White-bellied Sea-Eagle** *Haliaeetus leucogaster*

U.BVi

**GBS:** 1/4wk Aug Curtin GrJ14 (AJR).

**WBS:** 6 records of single birds — 25 Aug, 6 Dec, 31 Dec, at LGeo and 20 Dec, 23 Dec, 2 Feb at LBth.

**Misc:** 15 records including 3 of two birds. Only one record during the months Aug to Jan — 1/10 Nov LGeo. All others from the Murrumbidgee R or LBG and its environs.

- Spotted Harrier *Circus assimilis* R.Vi  
 Misc: 1/28 Sep LBth E basin GrY8 (FyM).
- Swamp Harrier *Circus approximans* U.BR  
 WBS: 1/29 Jun LBth E basin GrY8 (LeM), 1/6 Dec LGeoN GrR6 (LeM).  
 Misc: 1/22 Sep Rose Lagoon GrU4 (FoA), 1/1 Dec Rose Lagoon GrU4 (BeR), 1/8 Jan  
 Ororral Valley GrG22 (WiS).
- Brown Goshawk *Accipiter fasciatus* U.BM  
 GBS: Abundance (19 records) and distribution (9 sites) both down compared with the past  
 two years.  
 MFS: 1/29 Sep Site 72 GrM10 (AvJ), 2/29 Sep Site 75 GrL10 (BoJ), 1/3 Nov Site 72 Gr  
 M10 (AvJ).  
 WBS: 2/29 Sep LGeoN GrR6 (FyM).  
 Misc: 21 records including — ny/20 Oct Newline Quarry site GrN14 (DaG2) and dy/25 Jun  
 LGIN GrJ12 (GoP).
- Collared Sparrowhawk *Accipiter cirrhocephalus* U.BM  
 GBS: Abundance (A) and distribution values higher than the past two years. Again more  
 than half of the records were from one site in Curtin GrJ 14 (AJR). No breeding records.  
 Misc: 8 records including — on/2 Feb Campbell Pk Gr M 13 (McI).
- Wedge-tailed Eagle *Aquila audax* C.BR  
 GBS: 18 records, principally from the southern suburbs, compared with 40 last year. 9  
 records involved two birds.  
 WBS: 10 records of 1 to 3 birds, between 21 Jul and 2 Feb; 3 from LGeo (6 birds) and 7  
 from LBth (10).  
 Misc: 28 records of up to 4 birds, covering all months except Sep and Oct. No breeding  
 records.
- Little Eagle *Hieraaetus morphnoides* U.BR  
 GBS: 10 records of single birds. All values close to the level of last year.  
 MFS: 2 records of single birds on 29 Sep from GrL10 (same bird?) — 1/Site 56 (NeC) and  
 1/Site 55 (TaN).  
 WBS: Only 3 records this year — 1/21 Sep LBth W basin GrY8 (CrI), 1/24 Nov LBth E basin  
 GrY8 (LeM), 1/31 Dec LGeoN GrR6 (LeM).  
 Misc: Numbers down again this year — 14 records totalling 16 birds. 1 record from Brooks  
 Hill Res GrR14, the remainder from sites close to the margins of the city.

FALCONS

Brown Falcon *Falco berigora*

U.BR

GBS: 20 records (22 birds), 15 of them from one site in Curtin GrJ14.

WBS: 7 records, Jul, Sep and Dec, at LBth (4) and LGeo (3).

Misc: Only 9 records this year, in Aug (1), Nov (1), Jan (2), Apr (4), all single birds, and May 1 record of two birds.

Australian Hobby *Falco longipennis*

U.BM

GBS: 51 records involving 60 birds from 18 sites. A rise of 42% in the abundance value (A=0.0332). Records came from across the city and covered all months.

MFS: 1/29 Sep Site 23 GrL10 (AvJ), 2/29 Sep Site 64 GrL11 (LiB).

WBS: 1/24 Nov LBth E basin GrY8 (LeM).

Misc: 20 records, same as last year. One or two birds. With one exception, Gigerline GrK19, all from suburban Canberra. No breeding records.

Peregrine Falcon *Falco peregrinus*

U.BR

GBS: 12 records of single birds from 5 sites in Kambah (2), Weston, Downer and Curtin.

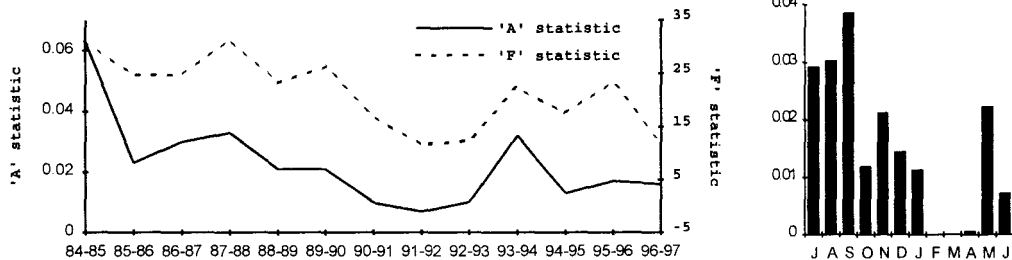
WBS: 1/29 Sep LGeoS GrR11 (FyM), 1/31 Dec LGeoS GrR11 (LeM).

Misc: 17 records covering most months and including a report of a bird on the nest 29 Jul (LaJ).

Nankeen Kestrel *Falco cenchroides*

C.BR

GBS: There was a marked decline in the abundance (A) and distribution (F) values for this species during the period 1990-92. A slight recovery in 1992-93 was followed by a significant increase in 1993-94. Values have since fallen back and continued to fluctuate. Although abundance this year (A=0.0155) was down by less than 10%, distribution (F=11.9) fell by 49% to only slightly exceed the lowest value for the past thirteen years (1991-92: F=11.5).



MFS: 2 records from Site 72 GrM10 — 1/3 Nov and 1/8 Dec (both AvJ).

WBS: 9 records of one or two birds from LBth and the Morass during the period 25 Aug to 23 Feb. One record from LGeoN on 27 Oct.

Misc: 25 records, another fall from 33 records last year and 64 in 1994-95. 3 records of dy all from Campbell Pk GrM13 — 16 Nov (FrI), 12 Dec (JoD) and 19 Dec (PeH).

**RAILS, CRAKES, SWAMPHENS AND COOTS**

**Purple Swamphen** *Porphyrio porphyrio* C.BR

**Misc:** 28 records all from lakes and associated wetlands in Canberra. One record of dy/15 Dec LGin GrJ12 (McI).

**Dusky Moorhen** *Gallinula tenebrosa* C.BR

**Misc:** 33 records, all months except Aug, principally from lakes and associated wetlands in Canberra. Others from Googong Dam GrN17, Tidbinbilla NR GrF18 and Uriarra Hs GrF 13. Breeding activity reported from Jerrabomberra Wetlands and Commonwealth Pk GrL14, including on/3 Oct (PeH) and a late record of dy/26 Mar (WiS).

**Eurasian Coot** *Fulica atra* C.BR

**MFS:** 5 records from 2 sites in GrL11, Sep, Nov, Dec and Jun (LiB, PfD).

**WBS: LBth** — Following the absence of this species reported for the last three months of last year, numbers were again low with the only records in late spring/early summer. LGeo — small numbers in the summer months Nov—Feb.

	Jul	Aug	Sep	Oct	Nov	Dec	Jan	Feb	Mar	Apr	May	Jun
LBth	0	0	0	950	1200	23	0	0	0	0	0	0
LGeo	0	0	0	0	2	7	5	41	0	0	0	0

**Misc:** 36 records, covering all months and principally from Canberra's lakes and environs. Only 1 breeding record — on/21 Nov Tidbinbilla NR GrF18 (FyM).

**BUTTON-QUAILS**

**Painted Button-quail** *Turnix varia* R.BR

**MFS:** 2 records from adjoining sites in GrM10, 22 Jun (MoM3).

**Misc:** 3/23 Jul Mt Ainslie GrM13 (HaP), 1/27 Oct Black Mtn GrK13 (TaN), 1/17 Dec Black Mtn GrK13 (ScA), 1/24 Apr Shepherds Lookout GrH12 (C1G), 2/18 Jun Greenhills Pine plantation GrJ13 (TaN).

**SANDPIPERS AND ALLIES**

**Latham's Snipe** *Gallinago hardwickii* U.M

**MFS:** 2 records, both from Site 64, GrL11 — 3/3 Nov (PfD) and 3/8 Dec (LiB).

**Misc:** 13 records of up to 8 birds, between 3 Oct and 15 Mar, from Jerrabomberra Wetlands GrL14 (9), Mulligans Flat GrL11 (3) and LGin GrJ12 (1).

**Bar-tailed Godwit** *Limosa lapponica* R.Va

**WBS:** 1/26 Oct LBth E basin GrY8 (LeM).

**Marsh Sandpiper** *Tringa stagnatilis* R.Va

**WBS:** 7/24 Nov and 14/23 Dec LBth E basin GrY8 (both LeM).

**Common Greenshank** *Tringa nebularia* R.Vi

**MFS:** 3/29 Sep Site 64 GrL11 (LiB).

**WBS:** 1/26 Oct LBth E basin GrY8 (LeM), 2/24 Nov LBth W basin GrY8 (HoT).

**Red Knot** *Calidris canutus* R.Va

**WBS:** 3/26 Oct LBth E basin GrY8 (LeM).

**Red-necked Stint** *Calidris ruficollis* U.Vi

**WBS:** Numbers down on 1995-96 at both lakes.

	Jul	Aug	Sep	Oct	Nov	Dec	Jan	Feb	Mar	Apr	May	Jun
LBth	0	<u>287</u>	10	44	347	114	118	0	0	0	0	0
LGeo	0	0	6	0	11	126	25	12	0	0	0	0

**Pectoral Sandpiper** *Calidris melanotos* R.Vi

**WBS:** 2/6 Dec and 1/31 Dec LGeoN GrR6 (both LeM).

**Sharp-tailed Sandpiper** *Calidris acuminata* C.M

**MFS:** 2/29 Sep Site 64 Gr L11 (LiB).

**WBS:** Following the large numbers recorded at both lakes over the past two years, numbers this year were significantly down:

	Jul	Aug	Sep	Oct	Nov	Dec	Jan	Feb	Mar	Apr	May	Jun
LBth	2	785	500	1	832	1270	0	0	0	0	0	0
LGeo	0	0	8	0	45	5	0	0	7	0	0	0

**Curlew Sandpiper** *Calidris ferruginea* U.Vi

**WBS:** Just 2 records from LBth this year.

	Jul	Aug	Sep	Oct	Nov	Dec	Jan	Feb	Mar	Apr	May	Jun
LBth	0	0	10	200	0	0	0	0	0	0	0	0

**Buff-breasted Sandpiper** *Tryngites subruficollis* R.Vi

**WBS:** 1/26 Oct LBth E basin GrY8 (LeM).

### STILTS AND AVOCETS

**Black-winged Stilt** *Himantopus himantopus* B.Vi

**WBS:** LBth — numbers down on the high level of 1995-96. Nesting recorded in Dec. LGeo — only 7 records

	Jul	Aug	Sep	Oct	Nov	Dec	Jan	Feb	Mar	Apr	May	Jun
LBth	53	<u>132</u>	5	173	349	660	58	0	0	0	0	0
LGeo	46	0	0	0	0	2	0	0	0	0	0	0

**Misc:** Three records from Jerrabomberra Wetlands GrL14 and unusually — 6/28 Dec Yarralumla Bay LBG GrK14 (LeJ).

**Red-necked Avocet** *Recurvirostra novaehollandiae* U.Vi  
**WBS:** LBth – recorded only Nov, Dec. LGeo – fewer records this year and numbers small:

	Jul	Aug	Sep	Oct	Nov	Dec	Jan	Feb	Mar	Apr	May	Jun
LBth	0	0	0	0	24	30	0	0	0	0	0	0
LGeo	—	580	—	21	14	30	0	0	0	0	0	0

**PLOVERS, LAPWINGS AND DOTTERELS**

**Pacific Golden Plover** *Pluvialis fulva* R.Vi  
**WBS:** 3 records and again all from LBth E basin GrY8:

	Jul	Aug	Sep	Oct	Nov	Dec	Jan	Feb	Mar	Apr	May	Jun
LBth	0	0	0	31	0	21	23	0	0	0	0	0

**Red-capped Plover** *Charadrius ruficapillus* C.BR

**WBS:** Overall numbers similar. No record of breeding at either lake:

	Jul	Aug	Sep	Oct	Nov	Dec	Jan	Feb	Mar	Apr	May	Jun
LBth	285	396	8	34	190	15	166	30	0	0	0	0
LGeo	0	—	2112	9	36	92	32	65	30	0	0	0

**Double-banded Plover** *Charadrius bicinctus* U.Vi  
**WBS:** Just 4 records from LBth and one from LGeo, all in Jul and Aug:

	Jul	Aug	Sep	Oct	Nov	Dec	Jan	Feb	Mar	Apr	May	Jun
LBth	165	36	0	0	0	0	0	0	0	0	0	0
LGeo	0	13	0	0	0	0	0	0	0	0	0	0

**Black-fronted Dotterel** *Elseya melanops* U.BR  
**MFS:** 4 records from sites 14 and 64 GrL11 on 3 Nov (PfD) and 8 Dec (LiB).  
**WBS:** Only 3 records this year, one at LBth and 2 at LGeo:

	Jul	Aug	Sep	Oct	Nov	Dec	Jan	Feb	Mar	Apr	May	Jun
LBth	2	0	0	0	0	0	0	0	0	0	0	0
LGeo	0	2	0	0	0	1	0	0	0	0	0	0

**Misc:** 12 records, most months, 1 to 19 birds principally from Mulligans Flat and Jerrabomberra Wetlands.

**Red-kneed Dotterel** *Erythrogonys cinctus* U.Vi  
**WBS:** No records again this year.

**Misc:** 7 records between 11 Feb and 9 Apr, all from Jerrabomberra Wetlands GrL14.

**Banded Lapwing** *Vanellus tricolor* B.Vi  
**WBS:** 7 records from LBth.



	Jul	Aug	Sep	Oct	Nov	Dec	Jan	Feb	Mar	Apr	May	Jun
LBth	1	11	0	6	2	25	8	0	0	0	0	0

Misc: 6/28 Sep LBth area GrY8 (FyM).

**Masked Lapwing *Vanellus miles***

C.BR

**GBS:** Following the increase in values over the past two years, there was a substantial drop this year, particularly in abundance (A), weeks seen (W) and recording rate (R). This may be attributed in large part to the termination of a semi-rural site at Gungahlin GrK12. No reports of breeding activity this year.

**MFS:** 7 records from 5 sites in GrL11 and M10 on 29 Sep and 8 Dec.

**WBS:** Recorded all months in which surveys were undertaken. Numbers down slightly from the levels of the past three years. No breeding activity reported:

	Jul	Aug	Sep	Oct	Nov	Dec	Jan	Feb	Mar	Apr	May	Jun
LBth	21	50	17	35	87	77	134	68	0	0	0	0
LGeo	23	4	6	20	53	55	5	77	20	0	0	0

Misc: 36 records covering all months. 3 records of 53, 55 and 60 birds from Jerrabomberra Wetlands GrL14 and from the same site 2 records of dy in Sep.

**GULLS AND TERNS**

**Silver Gull *Larus novaehollandiae***

C.BR

**WBS:** LBth — Numbers for this species fluctuate considerably. Largest in winter/spring over the past three years but the peaks in Dec/Jan this year. LGeo — Numbers similar to last year.

	Jul	Aug	Sep	Oct	Nov	Dec	Jan	Feb	Mar	Apr	May	Jun
LBth	686	665	109	623	196	1210	910	5	0	0	0	0
LGeo	220	2	489	630	107	235	40	460	60	0	0	0

Misc: 23 records from around the urban lakes and one from Gearys Gap GrQ8. 5 records of 70 to 91 birds from Jerrabomberra Wetlands GrL14, and from the same site — dy/29 Oct (RoP).

**Whiskered Tern *Chlidonias hybridus***

R.Vi

**WBS:** 4 records — 86/26 Oct, 55/24 Nov, 11/23 Dec all LBth E basin GrY8 and 3/31 Dec LGeo GrR6 — (all LeM).

**Misc:** 4 records — 12/13 Oct LBG E basin GrL14 (WiS), 1/10 Nov Jerrabomberra Wetlands GrL14 (McI), X/10 Nov Rose Lagoon GrU4 (FrI), X/1 Dec Rose Lagoon GrU4 (BeR).

**PIGEONS AND DOVES**

**Rock Dove** *Columba livia* C.BR

**GBS:** The increases in abundance which followed the low of 1993-94 (A=0.6009), continued with a value this year up to A=1.3309, the highest since the survey began. Other values slightly higher. Breeding recorded from a site at Black Mtn GrK13 (CIM).

**Misc:** Only 15 records this year, all from adjacent grids within Canberra. No breeding recorded.

**Spotted Turtle-Dove** *Streptopelia chinensis*

**GBS:** Unconfirmed records of single birds from two sites in the southern suburbs.

**Common Bronzewing** *Phaps chalcoptera* U.BR

**GBS:** 54 records from 8 sites. All values well up.

**MFS:** 5 records from 5 sites in GrL 10 and 11.

**Misc:** 16 non-breeding records of 1 or 2 birds all close to suburban Canberra. No evidence of breeding reported.

**Brush Bronzewing** *Phaps elegans* R.BR

**Misc:** 1/1 Jul Gordon Ridge GrJ18 (DaE).

**Crested Pigeon** *Ocyphaps lophotes* C.BR

**GBS:** Following the 92% increase in the abundance value (A) last year, there was a further increase of 84%. From 39th place on the table of abundance in 1991-92 the Crested Pigeon is now at 22nd place, just 5 places behind the Rock Dove. Up to 14 birds recorded at 36 of the 43 sites, during all weeks of the year. Evidence of breeding — nb/4wk Oct Campbell GrL13 (CIS) and co/2wk Nov Yarralumla GrK14 (CCR).

**MFS:** Records of 1 bird at Site 7 GrM10 on 29 Sep and 8 Dec (AvJ).

**WBS:** 1/29 Sep LGeo S GrR11 (FyM), 1/19 Jan Morass GrZ8 (DoM).

**Misc:** 29 records, including — ny/1 Oct Fisher GrJ15 (DaG3), ne/6 Oct Fisher GrJ15 (DaG3), on/12 Dec Campbell Pk GrM13 (JoD), and ne/20 Jun Weston GrJ15 (LeJ).(see also Davidson, G. (1997)).

**Peaceful Dove** *Geopelia striata* R.BR

**Misc:** 1/13 Apr and 2/20 Apr Gigerline GrK19 (both BoJ).

**Wonga Pigeon** *Leucosarcia melanoleuca* C.BR

**Misc:** 1/2 Aug Stromlo Forest GrI14 and 4 other records of single birds from the Brindabella Ra in Jul, Jan and May.

**COCKATOOS**

**Glossy Black-Cockatoo** *Calyptorhynchus lathami* R.Vi

**Misc:** 4 non-breeding records of 2 to 5 birds from Mt Majura GrM12, M13 from Jul to Nov.

**Yellow-tailed Black-Cockatoo** *Calyptorhynchus funereus* C.BR**GBS:** Records from 6 sites.**Misc:** 17 non-breeding records, all outside the suburban area. Largest flock 30/16 Feb Uriarra Crossing GrG12 (WiK). No breeding records.**Gang-gang Cockatoo** *Callocephalon fimbriatum* C.BR**GBS:** Abundance (A) up from 1995-96, and back to a level similar to that of 1994-5 (A=0.7724). Seen in 76% of sites.**Misc:** 26 records, including 3 breeding records: on/8 Jan Ororral Valley GrH22 (WiS), dy/29 Apr, 3 May Weetangera GrJ 13 (FyM).**Galah** *Cacatua roseicapilla* C.BR**GBS:** Abundance (A) slightly up. Recorded at all sites. Breeding recorded from 5 sites.**MFS:** 59 records. From 17 sites in Sep, 6 in Nov, 15 in Dec, 18 in Apr and 3 in Jun.**WBS:** 8 records from around LBth GrY8 and GrZ8.**Misc:** 93 non-breeding records; with only one indication of breeding: ih/11 Apr Castle Hill GrI8 (VeP).**Little Corella** *Cacatua sanguinea* U.BR**GBS:** Records of one to four birds — 4wk Aug, 4wk Sep, 4wk Nov, 3 and 4wk Feb Holt GrI12 (DaC).**Misc:** 2/20 Oct Kambah GrJ16 (WiB), 2/24 Dec Weston GrJ15 (LeB).**Sulphur-crested Cockatoo** *Cacatua galerita* C.BR**GBS:** Abundance (A=6.0426) down on 1995-96 (A=7.2397), providing a break in the long term increase (e.g. 1991-92 when A=4.1637). Recorded at all sites. Breeding recorded at 4 sites.**MFS:** 100 records, recorded consistently at each of the five surveys.**WBS:** 7 records around LBth (GrY8). Largest flock 50/21 Sep W basin GrY8 (CrI).**Misc:** 94 non-breeding records. Breeding records: ih/20 Oct Campbell Pk GrM 13 (FyM), on/5 Nov Newline Quarry area GrN14 (WiS), on/12 Dec Campbell Pk GrM13 (JoD).**Cockatiel** *Nymphicus hollandicus* R.Va**Misc:** 1/23 Nov Deakin GrK14 (NiJ).**LORIKEETS****Rainbow Lorikeet** *Trichoglossus haematodus* R.Vi**GBS:** Recorded at 5 sites in Hughes, Aranda, Weetangera, Curtin and Cook. 1 breeding record: ih/4 wk Nov Cook GrJ13 (TaN).**Misc:** 7 records of 1 to 3 birds from GrJ13 (Cook, Aranda, Weetangera) from Dec to Jun.**Little Lorikeet** *Glossopsitta pusilla* R.Vi**GBS:** 2/5wk Jan Curtin GrJ14 (MoM3).**MFS:** 3 records from GrL11 on 8 Dec: 4/Site 15 (LiB), 4/Site 65 (LiB) and 20/Site 66 (FeP).**Misc:** 1/1 Dec Mt Ainslie GrL13 (LeM), 1/19 Jan Castle Hill GrI18 (VeP).

**PARROTS****Australian King-Parrot** *Alisterus scapularis* C.BR

**GBS:** Apart from two small reversals in 1992-93 and 1995-96, the measure of abundance (A) continues its steady rise. The average abundance value for the 13 years since 1984-85 is 1.2653, with a low in 1984-85 of 0.675 and a high this year of 1.9513. During the same period the measure of distribution (F) has risen from 56 to 83. Evidence of breeding recorded at 2 sites: dy/2wk Nov, dy/1-2wk Feb Weston GrJ15 (BoJ), dy/5wk Jan to 1wk Mar Curtin GrJ14 (MoM3).

**MFS:** 1 record only: 8/29 Sep Site 8, GrL1O (BrM2).

**Misc:** 18 non-breeding records from suburban Canberra and the Brindabella Ra. No breeding records.

**Superb Parrot** *Polytelis swainsonii* R.Vi

**Misc:** 2 records — 2/12 Sep Mulligans Flat GrL11 (BrM2), 1/5 Oct Mulligans Flat GrL11 (MoN). In addition there were 4 unconfirmed records from Gundaroo, the Barton Hwy and Mulligans Flat.

**Crimson Rosella** *Platycercus elegans* C.BR

**GBS:** Abundance slightly up on 1995-96. Recorded at all sites. Breeding recorded in 3 sites.

**MFS:** 117 records — 15 in Sep, 35 in Nov, 30 in Dec, 29 in Apr and 8 in Jun.

**WBS:** 3 records only.

**Misc:** 120 records including 6 indications of breeding: ih/30 Sep Black Mtn GrK13 (McI), on/16 Oct Black Mtn GrK13 (WiS), ih/20 Oct Campbell Pk GrM13 (FyM), on/9 Nov Mulligans Flat GrM10 (TaN), on/11 Nov Mt Taylor GrJ15 (WiS), dy/27 Nov Black Mtn GrK13 (WiS).

**Eastern Rosella** *Platycercus eximius* C.BR

**GBS:** Abundance (A=1.4294) slightly down from 1995-96 and 1994-95 (A=1.6540).

2 breeding records: dy/2wk Dec Ainslie GrL13 (LeM), ih/2wk to 3wk Aug Curtin GrJ14 (AJR).

**MFS:** 42 non-breeding records, 6 in Sep, 14 in Nov, 12 in Dec, 7 in Apr and 3 in Jun. Breeding record: ih/3 Nov Site 13, GrL11 (PID).

**WBS:** 6 records from LBth W basin GrY8 and the Morass GrZ8.

**Misc:** 69 non-breeding records. Breeding records: ih/30 Sep Black Mtn GrK13 (McI), ih/30 Oct Campbell Pk GrM13 (FyM)

**Swift Parrot** *Lathamus discolor* R.M

**Misc:** 1(dead)/7 May ANBG GrK13 (JoD). The body of this bird was discovered on the ground below a window, with which it was assumed to have collided.

Red-rumped Parrot *Psephotus haematonotus*

C.BR

GBS: There have been fluctuations in both the abundance (A) and distribution (F) values for this species but the overall picture is of a steady decline. For 1984-85 A=0.675, F=51; for 1990-91 A=0.4692, F=37 and for 1996-97 A=0.2297, F=31.

MFS: A total of 5 records from only 2 sites in GrL11, Sep (1), Nov (2), Dec (2).

Misc: 40 records including 3 breeding records: on/5 Nov Newline Quarry area GrN14 (WiS), ih/20 Oct Campbell Pk GrM13 (FyM), ih/30 Sep Black Mtn GrK13 (McI).

Budgerigar *Melopsittacus undulatus*

R.Va

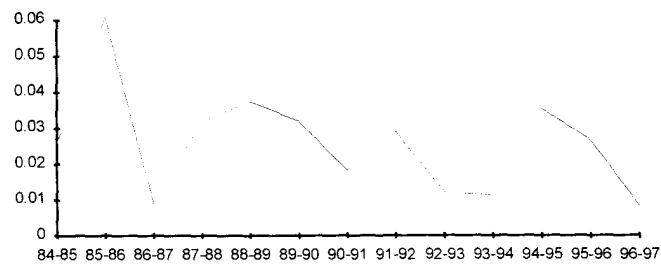
GBS: 1/3-4 wk Feb Giralang GrK12 (ReM)

CUCKOOS

Pallid Cuckoo *Cuculus pallidus*

C.BM

GBS: 15 records of single birds from 8 sites. These low numbers are reflected in the measure of abundance (A) which is the lowest since the survey began. First — 1/4wk Aug Campbell GrL13 (MaR3), last — 1/3wk Mar Aranda



GrJ13 (HaK).

MFS: 31 records from 23 sites; all single birds with the exception of 1 record of 2 birds and 2 of 3 birds. Recorded on 29 Sep (16 sites), 3 Nov (12 sites), 8 Dec (3 sites).

WBS: 1/26 Oct LBth E basin GrY8 (LeM).

Misc: 16 non-breeding records (all single birds except for 2 of 2 birds and 1 of 'A') from 10 grid cells. First — 1/10 Sep Campbell Pk GrM13 (NiJ), last — 1/20 Apr Campbell Pk GrM13 (McI). 1 breeding record — dy(White-plumed Honeyeater)/18 Dec LGin GrJ12 (GoP).

Brush Cuckoo *Cacomantis variolosus*

U.BM

GBS: 1/2wk Oct CSIRO Black Mtn GrK14 (C1M).

MFS: 12 records from 11 sites, all single birds with the exception of 2 records of 2 birds. Recorded only on 3 Nov (4 sites) and 8 Dec (8 sites).

Misc: 6 records from 5 grid cells. First — 1/23 Sep Hackett GrL12 (GoT), last — 1/2 Feb Campbell Pk GrM13 (LiB).

**Fan-tailed Cuckoo *Cacomantis flabelliformis***

C.BN

**GBS:** 6 records of single birds from 3 sites. These low numbers are reflected in the measure of abundance (A) which is the lowest since the survey began. First — 1/5wk Jul CSIRO Black Mtn GrK14 (CIM), last — 1/1wk Mar



Downer GrL12 (LoE).

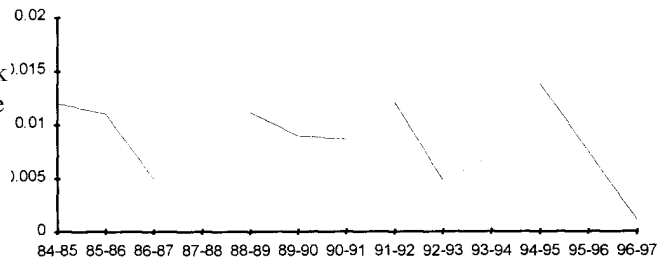
**MFS:** 1/3 Nov Site 9 GrL10 (NeC), 1/8 Dec Site 18 GrL10 (FeP).

**Misc:** 21 records (all single birds except for 5 of 2 and 1 of 3) from 11 grid cells. First — 3/1 Jul ANBG GrK13 (WiS), last — 1/16 Feb Shepherds Lookout GrH12 (FeP).

**Horsfield's Bronze Cuckoo *Chrysococcyx basalis***

C.BN

**GBS:** Numbers well down with only 2 records — 1/2wk Aug Cook GrJ13 (BrM2), c 1/4wk Oct Kambah GrJ16 (VeP). The measure of abundance (A) is the lowest since the survey began.



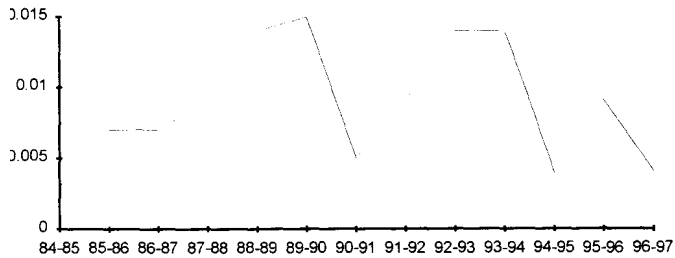
**MFS:** 5 records of single birds from 5 sites on 29 Sep.

**Misc:** 5 records from 4 grid cells. First — 1/7 Sep Aranda Bushland GrJ13 (HaK), last — A/9 Feb Googong GrO17 (AnI).

**Shining Bronze-Cuckoo *Chrysococcyx lucidus***

C.BM

**GBS:** Last year's slight recovery has not continued, with only 3 reports this year — 1/3wk Sep Kambah GrJ16 (PeH), 1/2wk Oct CSIRO Black Mtn GrK13 (CIM), 1/3wk Oct Downer GrL12 (LoE).



**MFS:** 8 records of single birds from 8 sites on 3 Nov

(4 records) and 8 Dec (4 records).

**Misc:** 9 records from 9 grid cells. First — 1/23 Sep Hawker and The Pinnacle GrI 13 (FeP), last — 1/12 Dec Campbell Pk GrM13 (JoD).

**Common Koel** *Eudynamys scolopacea* R.M  
 GBS: 1/2wk Dec Kambah GrJ16 (McD).

**Misc:** 1/8 Mar Deakin GrK14 (BeR), 1/7 to 11 Dec Kambah GrJ16 (WiB) (is this the same bird reported in the GBS?). There were also 8 unconfirmed records from Watson and the O'Connor/Turner area.

## OWLS

**Southern Boobook** *Ninox novaeseelandiae* C.BR

GBS: Numbers have risen slightly on the low numbers of the previous 2 years. 79 records from 21 sites (as compared with 66 from 15 sites in each of 1995-96 and 1994-95, and 109 from 25 sites in 1993-94). All were single birds except — 2/1wk Mar Aranda GrJ13 (KuR), 2/2wk May Hughes GrK15 (AnB).

**Misc:** 9 non-breeding records from 5 grid cells within urban ACT; 8 records were of 1 bird and I was of 2 birds. 2 breeding records (both of the same birds?) — dy/13 & 21 Feb Blundells Creek Rd GrD15 (C1G).

## FROGMOUTHS AND NIGHTJARS

**Tawny Frogmouth** *Podargus strigoides* U.BR

**GBS:** 1/4wk Apr Cook GrJ13 (TaN). This single record compares 14 with none during each of the previous 2 years.

**Misc:** 3 non-breeding records — 3/11 Aug Farrer Ridge GrK 16 (OhM). 1/25 Nov Kambah Pool GrI16 (VeP), 1/22 Jan Jerrabomberra Estate area GrM16 (LuM). 5 breeding records — on/20 Oct Newline Quarry GrN14 (DaG2), ny/5 Nov S of Fairbairn Av and E of road into Newline Quarry GrN14 (WiS), on/20 Oct, on/9 Nov, on/12 Dec Campbell Pk (FyM, WyP, JoD).

**Australian Owlet-nightjar** *Aegotheles cristatus* U.BR

**GBS:** A single bird was recorded on each of 6 wks from 3wk Aug to wk Oct Sutton Rd GrO12 (ScG).

**Misc:** 1/18 Jan Kambah Pool GrI16 (VeP), 1/27 Apr Casuarina Sands GrG14 (AIR), 1/27 Apr Angle Crossing GrK21 (VeP), 1/29 Apr Kambah Pool GrI16 (CIM).

## SWIFT

**White-throated Needletail** *Hirundapus caudacutus* C.M

**GBS:** 20 records from 11 sites in the period 2wk Dec to I wk Apr, the last record was 24/1wk Apr Kambah GrJ16 (PeH).

**WBS:** 20/2 Feb LGeoN GrR6 (LeM).

**Misc:** 8 records. First for the year was 17/6 Dec Mt Majura GrM12 (TaM), last 5/19 Mar Boboyan Rd GrI23 and 11/19 Mar Naas Rd GrJ19 (both WiS).

**KINGFISHERS, BEE-EATER AND DOLLARBIRD****Laughing Kookaburra** *Dacelo novaeguineae*

C.BR

**GBS:** Recorded from 62% of sites, no breeding. Abundance (A=0.28) up slightly from last two years to levels of 1992-94 but still down on the 0.5 of 1987-88.

**MFS:** 1 to 4 birds seen on each visit at between 2 (Apr) and 14 (Sep) sites but no breeding noted.

**WBS:** Recorded at 2 sites on 25 Aug — 2/LBth W basin GrY8 (CrI), 4/LGeoS GrR11 (FyM). Also 1/24 Nov Morass GrZ8 (LeM).

**Misc:** 1 breeding record — cf/2 Feb Jerrabomberra Wetlands GrL14 (LiB). 66 other records in all months of the year.

**Sacred Kingfisher** *Todiramphus sanctus*

U.BM

**GBS:** 9 records from 6 sites all of single birds. 6 records in the period 1wk Oct to 2wk Nov and 3 records from 2wk Feb to wk Mar inclusive.

**MFS:** Recorded at 4 sites in Nov and 11 sites in Dec (with 8 birds at 1 site), no breeding.

**Misc:** 19 non-breeding records. First 1/24 Sep Black Mm GrK13 (ScA), last 1/11 May Mt Kelly GrF24 (BeA) — quite late for this species.

**Rainbow Bee-eater** *Merops ornatus*

C.BM

**GBS:** 4 records from 3 sites, 3 in spring wk Oct to 4wk Oct inclusive and a single record of 12/4wk Feb Kambah GrJ16 (McD).

**Misc:** First for year 2/23 Oct Shepherds Lookout GrH12 (NeS) and last 10/1 Mar (St David's Day) Kambah GrJ16 (WiB) with 5 other non-breeding records between.

**Dollarbird** *Eurystomus orientalis*

U.BM

**GBS:** Recorded from 10 sites, first record 2/1wk Oct Aranda GrJ13 (GeJ), last 4wk Feb Hughes GrK15 (AnI).

**MFS:** Only recorded at 2 sites (2 and 3 birds) in Nov.

**Misc:** First for year 1/29 Sep Ainslie GrL13 (TaM) and last 1/15 Mar Jerrabomberra Wetlands GrL14 (WiK) with 14 other non-breeding records between.

**LYREBIRD****Superb Lyrebird** *Menura novaehollandiae*

C.BR

**Misc:** 17 non-breeding records throughout the year.

**TREECREEPERS****White-throated Treecreeper** *Cormobates leucophaeus*

C.BR

**GBS:** Pattern largely unchanged from 1995-96. Recorded from 7 sites.

**MFS:** 110 non-breeding records — 29 in Sep, 22 in Nov, 19 in Dec, 23 in Apr and 17 in Jun.

**Misc:** 76 non-breeding records.

**Red-browed Treecreeper** *Climacteris erythroptis*

U.BR

**Misc:** 4 non-breeding records from the ranges to the W of Canberra.



**Brown Treecreeper** *Climacteris picumnus* C.BR  
 MFS: 3 non-breeding records from 2 sites, Nov, Apr and Jun.  
 Misc: 15 non-breeding records, including: 1/5 Nov and 3/29 Mar Newline Quarry area  
 GrN14 (WiS), A/29 Dec Mundays Lane GrI8 (LeB), 2/21 May The Pinnacle GrJ13 (GoP).

#### FAIRY-WRENS

**Superb Fairy-wren** *Malurus cyaneus* C.BR  
 GBS: All values similar to 1995-96. Recorded from 34 sites, with breeding from 4 sites.  
 MFS: 34 non-breeding records — 11 in Sep, 10 in Nov, 3 in Dec, 6 in Apr and 4 in Jun.  
 WBS: 4 non-breeding records from LBth and LGeo.  
 Misc: 102 non-breeding records, and a single breeding record — dy/19 Dec Campbell Pk  
 GrM13 (PeH).

#### PARDALOTES AND ALLIES

**Spotted Pardalote** *Pardalotus punctatus* C.BR  
 GBS: The pattern of abundance (A) has been similar to that of the Striated Pardalote with a peak in numbers during the period 1985-88 followed by a steady decline. A recovery in 1992-93 was followed by a further decline, with the abundance value this year ( $A=0.3791$ ) down to its lowest level (cf 1985-86:  $A=0.9060$ ). Other values have not varied significantly. Recorded in all weeks with a typical fall in numbers Nov to Jan inclusive. No evidence of breeding reported.  
 MFS: Total of 46 records during 5 surveys, Sep, Nov, Dec, Apr and Jun, at sites in GrL10, L11 and M10.  
 Misc: 51 records covering all months. No evidence of breeding reported.

**Striated Pardalote** *Pardalotus striatus* C.BR  
 GBS: Measure of abundance (A) down for this species also, by nearly 11%. Other values little changed. 1 breeding record — cf/3wk Oct Bruce GrJ12 (HaK).  
 MFS: 69 records during 5 surveys (Sep-15, Nov-16, Dec-19, Apr-9 and Jun-10) from sites in GrL10, L11 and M10.  
 Misc: 66 records covering all months, including nb/7 Sep Aranda Bushland GrJ13 (HaK), ih/9 Nov Mulligans Flat GrM10 (TaN), on/8 Dec Mulligans Flat GrL10 (BoJ).

**Pilotbird** *Pycnoptilus floccosus* U.BR  
 Misc: 4 records from the Blundells Ck area, GrD15 and E15, Jan and Mar (all LiB).

**White-browed Scrubwren** *Sericornis frontalis* C.BR  
 GBS: The measure of abundance (A) fell by 17% whilst the percentage of sites at which this species was observed (F) rose to the highest on record.  
 Misc: 62 records covering all months, including — nb/23 Jul ANBG GrK13 (McD). (See also McDonald, D. (1996) and Magrath, R.D. (1997)).

**Chestnut-rumped Heathwren** *Hylacola pyrrhopygia* U.BR  
 GBS: 1/2wk Oct Sutton Road Gr 012 (ScG).

Speckled Warbler *Chthonicola sagittata*

U.BR

GBS: 3 records of 1 or 2 birds, Jul and Apr, from a rural site in GrO12 (ScG) and 3 records of 2 or 3 birds, Apr and Jun, from 2 sites in Cook (BrM2, TaN).

MFS: 11 records of 1 or 2 birds from 9 sites — Sep (1), Nov (5), Dec (2), Apr (1), Jun (2).

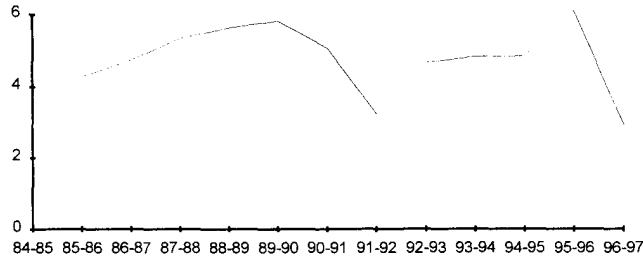
Misc: By contrast with the past two years there were just 24 records. 1 to 6 birds between 23 Jul and 28 Mar.

Weebill *Smicrornis brevirostris*

C.BR

GBS: Alter four years of

0 increasing abundance (A), a drop of 52% this year took the value under the low of 1991-92. Distribution (F) has remained steady between 51 to 55% months.



MFS: 63 records — Sep (13), Nov (10), Dec (13), Apr (6) and Jun (21).

Misc: 44 non-breeding records, with only 10 during Dec to Mar. No reports of breeding.

Brown Gerygone *Gerygone mouki*

U.Vi

Misc: 2/23 Sep ANBG GrK13 (BoJ). There were also 5 unconfirmed reports from ANBG in Jul and Sep.

Western Gerygone *Gerygone fusca*

U.BM

GBS: First 1/2wk Oct Bruce GrJ12 (HaK) and then 11 records from 2wk Mar to 4wk Jun from 2 adjacent sites in Cook GrJ13 (BrM2, TaN).

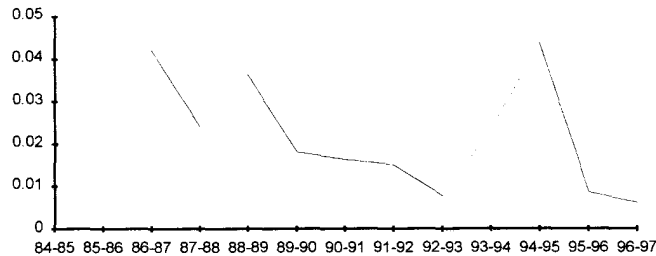
MFS: 33 records — 12 in Sep, 11 in Nov, 7 in Dec and 3 in Apr.

Misc: 15 records of 1 or 2 birds, first 1/9 Aug Mulligans Flat GrL11 (FyM), last 1/20 Apr Campbell Pk GrM13 (McI) and including nb/30 Nov Campbell Pk GrM13 (DaG2).

White-throated Gerygone *Gerygone olivacea*

C.BM

GBS: Except for a peak in 1994-95 abundance has been falling and is now at its lowest on record (A=0.0061). First 1/3wk Sep Downer GrL12 (LoE), last 1/4wk Apr Cook GrJ13 (TaN).



MFS: 60 records, all during

surveys conducted in Sep,

Nov and Dec and 1 in Apr.

Misc: 22 non-breeding records — first 1/23 Sep The Pinnacle GrI13 (FeP), last 2/4 Apr The Pinnacle GrI13 (FyM). 3 breeding records — on/5 Nov Newline Quarry area GrN14 (WiS), on/9 Nov Mulligans Flat GrM10 (TaN), ny/12 Dec Campbell Pk GrM13 (JoD).

**Brown Thornbill** *Acanthiza pusilla* C.BR

**GBS:** Values similar to last year with abundance (A) slightly higher. Recorded all but 2 weeks (Sep and Oct).. Typically numbers largest during autumn and winter. Evidence of breeding reported from Chapman, dy/1wk Nov (McA).

**MFS:** 18 records during five surveys.

**Misc:** 64 non-breeding records including a total of only 7 for the months Dec and Jan. No reports of breeding activity.

**Buff-rumped Thornbill** *Acanthiza reguloides* C.BR

**GBS:** Despite a fall in abundance (A), the value was still slightly up on levels of recent years. No records for the 11 week period 28 Aug to 12 Nov and then only 5 to 22 Jan.

**MFS:** 96 records from the five surveys, demonstrating the suitability of this dry open forest habitat. 2 reports of breeding activity — on/3 Nov Site 70 GrM10 (AvJ), dy/3 Nov Site 54 GrL10 (BrM2).

**Misc:** 41 non-breeding records covering all months, but only 3 during Dec and Jan. Also dy/9 Nov Mulligans Flat GrL 11 (TaN).

**Yellow-rumped Thornbill** *Acanthiza chrysorrhoa* C.BR

**GBS:** Abundance (A) up by 17% and slightly above the long-term average. The status of this species has remained constant with only relatively small fluctuations in the levels of abundance and distribution. Breeding reported from 6 sites — first nb/4wk Jul Curtin GrJ14 (AJR), last dy/3wk Jan Chapman GrI15 (HAJ).

**MFS:** 37 records including ne/3 Nov Site 70 GrM10 (AvJ), nb/8 Dec Site 54 GrL10 (HaK).

**WBS:** 3 records from LBth W basin GrY8.

**Misc:** 60 records covering all months. 2 reports of breeding activity — dy/30 Aug Weetangera GrJ13 (FyM), dy/30 Sep Black Mtn GrK13 (Mcl).

**Yellow Thornbill** *Acanthiza nana* U.BR

**GBS:** A fall of 84% in the measure of abundance, taking it almost to the all-time low of 1992-93 (A=0.0026).

**MFS:** 13 records — 5 in Sep, 1 each in Nov and Dec, 4 in Apr and 2 in Jun.

**Misc:** 7 records including — dy/21 Nov Googong Dam GrO17 (VeP).

**Striated Thornbill** *Acanthiza lineata* C.BR

**GBS:** Distribution (F) returned to the level of 1994-95. Abundance, on the other hand, fell slightly below the level of the past three years. Few records for the period 11 Sep to 15 Jan.

**MFS:** 54 records including — cf/29 Sep Site 17 GrL11 (WiP), dy/8 Dec Site 10 GrL10 (BoJ).

**Misc:** 43 records covering all months but including a total of only 6 for the 3 months Dec, Jan and Feb.

Southern Whiteface *Aphelocephala leucopsis*

U.BR

GBS: 2 records of single birds, 4wk Apr and wk May, from a rural site in GrO12 (ScG).

MFS: 1/29 Sep Site 75 GrL1O (BoJ).

WBS: 1 record from LGeoS GrR11 in Aug and 2 from LBth W basin GrY8 in Aug and Oct.

Misc: 6 records including — ih/18 Aug Molonglo R area GrH13 (NeS).

## HONEYEATERS

Red Wattlebird *Anthochaera carunculata*

C.BR

GBS: Recorded from every site in all months with breeding at 15 sites. Abundance similar to last year after rise of recent years. First breeding records nb/1wk Aug Pearce GrK15 (KrS) and on/2wk Sep Cook GrJ13 (BrM2). Last breeding record — dy/2wk Feb Ainslie GrL13 and Weston GrJ15.

MFS: Recorded at 2 sites in Nov, 3 in Dec and 6 in Apr, with a maximum of 3 birds per sighting.

Misc: 62 non-breeding records throughout the year, with less in winter (3 Jul, 1 Jun).

3 breeding records dy/7 Sep Aranda GrJ13 (HaK), ny/25 Oct ANBG GrK13 (FyM), nb/8 Jan Orroral Valley GrG22 (WiS).

Noisy Friarbird *Philomen corniculatus*

C.BM

GBS: Recorded from 93% of sites with breeding at 8 sites. Abundance (0.88) continues the gradual rise of the last few years. First for year wk Aug then regularly from 1wk Sep to 4wk Apr tailing off to last for year wk Jun. First breeding nb/2wk Oct Cook GrJ13 (TaN), last breeding dy/1wk Mar Stirling GrJ15 (JoD).

MFS: 1 bird at 1 site only on 29 Sep, but recorded at 25 sites in Nov, 28 in Dec and 16 in Apr. Normally 1 to 4 birds but maximum 10 at 1 site in Apr. 2 breeding records, both on 3 Nov, cf in Site 2 and nb in Site 52.

Misc: First 3/24 Aug ANBG GrK13 (WyP), last 8/27 Apr Black Mtn GrK13 (McI) apart from 1/25 Jun Manuka (DaG2). In total 40 non-breeding and 2 breeding records — nb/28 Oct Castle Hill GrJ18 (McD), on/9 Nov Mulligans Flat GrL11 (TaN).

Little Friarbird *Philomen citreogularis*

R.M

GBS: 1/1 Apr Stirling GrJ15 (JoD).

MFS: One breeding record — nb/8 Dec Mulligans Flat GrL1O (BoJ). There were also unconfirmed records of single birds at Site 1.

Misc: 1/3 May Melba GrJ12 (PuD). There were also 3 unconfirmed records at Mulligans Flat.

Noisy Miner *Manorina melanocephala*

C.BR

GBS: Recorded regularly throughout the year from 2 sites in Cook, with 7 records from 4 other sites. One breeding record — dy/4wk Oct Cook GrJ13 (TaN).

MFS: Recorded at 6 sites in Sep, 11 in Nov, 6 in Dec, 8 in Apr and 6 in Jun. No breeding. Normally 1 to 6 birds but 40 at Site 14 in Jun.

Misc: Recorded throughout the year, 31 non-breeding and 4 breeding records — dy/30 Sep Black Mm GrK13 (McI), on/19 Oct Mt Clear GrI27 (McD), dy/7 Dec ANU GrK13 (McI), dy/9 Mar O'Malley GrK15 (AvJ).

**Yellow-faced Honeyeater** *Lichenostomus chrysops* C.BM

**GBS:** Recorded from 81% of sites with breeding at one site — nb/3wk Oct Kambah GrJ16 (PeH). Usual spring and autumn peaks. Recorded at only 2 sites in Dec, none in Jan and 1 in Feb. Abundance (A=2.4) continues to climb.

**MFS:** Recorded at 12 sites in Sep in numbers up to 7 birds, at 7 sites in Nov up to 4, at 4 sites in Dec single birds only, and at 8 sites in Apr up to 11. No records in Jun.

**Misc:** 61 non-breeding records. Usual lack of winter records with only 2/Jul, 1/Aug and 2/Jun. Largest number 80/11 Apr Castle Hill GrI18 (VeP).

**White-eared Honeyeater** *Lichenostomus leucotis* C.BR

**GBS:** Recorded from 52% of sites. Abundance (A=0.13) up from last year (0.11) and previous year (0.09). No records from wk Oct to wk Mar inclusive, apart from a rural site in GrO12 (ScG), where it was recorded in all months except Jun.

**MFS:** Only records were of single birds at 4 sites in Apr and at 5 sites in Jun.

**Misc:** 31 records, no breeding. No urban records Jul to Mar inclusive.

**Yellow-tufted Honeyeater** *Lichenostomus melanops* R.Vi

**GBS:** 1 to 3 birds recorded from a rural site wk Jul to 4wk Aug GrO12 (ScG), also 1/1wk Aug Kambah GrJ16 (VeP).

**Misc:** 3 records — X/2 Jul Kambah Pool GrI16 (VeP), A/9 Feb Googong GrO17 (AnI) and 4/19 Mar Boboyan Rd GrI23 (WiS).

**Fuscous Honeyeater** *Lichenostomus fuscus* C.BR

**GBS:** A total of 29 records from 26% of sites. Abundance dropped from 0.1 to 0.02 continuing the variability in abundance over the last few years. No records between 2wk Sep and 3wk Mar.

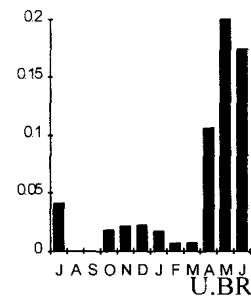
**Misc:** 1 breeding record — dy/8 Jan Orroral Valley GrH22 (WiS). 3 other records — 1/15 Mar Kambah GrJ16 (WiS), 5/26 Apr Tallaganda GrW19 (McI), 2/30 Apr Black Mtn GrK13 (WiS).

**White-plumed Honeyeater** *Lichenostomus penicillatus* C.BR

**GBS:** Abundance (A) has dropped from 0.12 to 0.05. Recorded from 36% of sites but only from 3 sites (7%) in the period Aug to Mar inclusive.

**MFS:** Recorded at one site in Sep, two sites in Nov, three sites in Dec and two in Jun. Records all of single birds except for 6 birds at one site in Dec and 2 at one site in Jun.

**Misc:** One breeding record — nb/12 Dec Campbell Pk GrM13 (JoD). 35 other records in all months.



**Brown-headed Honeyeater** *Meliphaga brevirostris*

**GBS:** 10 records from 4 sites (9%). No urban records in the period 5wk Jul to 1wk Apr inc.

**MFS:** Records of up to 8 birds at 3 sites in Sep, 8 in Nov, 7 in Dec and 5 in Apr and Jun. **Misc:** 7 non-breeding records through the year.

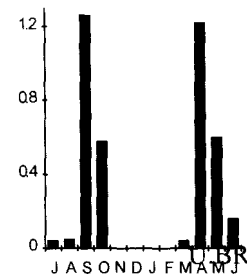
**White-naped Honeyeater** *Melithreptus lunatus*

C.BM

**GBS:** Recorded at 43% of sites. Abundance (A=0.5) down from last year (0.33), although group size (G) remained similar, 7.4 and 7.6. Regular spring and autumn peaks with no records in the period 4wk Oct to 3wk Mar inclusive.

**MFS:** 4 birds at one site in Sep, 1 bird at one site in Nov and 2 birds at one site in Apr.

**Misc:** 24 records — no breeding. The few winter records were all urban, whilst summer records were from wet forest.



**Crescent Honeyeater** *Phylidonyris pyrrhoptera*

**GBS:** 31 records from 6 sites (14%) No records from 3wk Sep to 3wk May inclusive.

**Misc:** 4 records — 1/7 Jul Bradleys Ck GrF27 (TaN). Remaining 3 records — 2/17 Jul, X/20 Jul, X/10 Aug all in ANBG GrK13.

**New Holland Honeyeater** *Phylidonyris novaehollandiae*

U.BR

**GBS:** Recorded from 5 sites (12%). No records from wk Oct to 3wk Jan inclusive apart from one site at Kambah GrJ16 (VeP) where breeding was recorded — ny/3wk Aug then dy until 4wk Sep. At this site 4 birds were recorded twice in Oct and 2 birds in 2wk Nov. **Misc:** 8 non-breeding records all urban, with none in period Sep to Feb inclusive.

**Eastern Spinebill** *Acanthorhynchus tenuirostris*

C.BR

**GBS:** Recorded from 98% of sites, as usual the majority of sightings were in the winter months. Abundance (A=0.66) up slightly from previous year (0.59).

**MFS:** Records of 1 or 2 birds at 2 sites in Sep, 4 in Nov, 1 in Dec, 3 in Apr and 1 in Jun.

**Misc:** 1 breeding record ny/9 Feb Googong GrO17 (AnI). 31 other records in most months but only 1 in Nov and none in Dec.

**White-fronted Chat** *Epthianura albifrons*

U.BR

**WBS:** Recorded at LBth E and W basins GrY8 on 8 visits throughout the year, in numbers from 2 to 26. Also 6/25 Aug LGeoS GrR11 (FyM).

**Misc:** 3 records — X/9 Nov Googong GrO17 (GoJ), 2/2 Feb and 2/16 Feb at Uriarra Hs GrF13 (WiK).

**ROBINS**

**Jacky Winter** *Microeca fascians*

U.BR

**MFS:** Recorded at one site in Sep and Nov and 4 sites in Dec.

**Misc:** 5 records only — from Castle Hill GrI18, Mulligans Flat GrL11 and Newline Quarry GrM14 and N14.

**Scarlet Robin** *Petroica multicolor* C.BR  
**GBS:** Recorded from 12 sites (26%), with abundance (A=0.04) same as last year. No records from 4wk Sep to 4wk Feb inclusive.

**MFS:** Recorded at 16 sites in Sep, 12 in Nov, 7 in Dec, 15 in Apr and 16 in Jun. Mainly sightings of 1 or 2 birds. 1 breeding record of carrying food on 29 Sep.

**Misc:** One breeding record — ny/9 Nov Mulligans Flat GrL11 (TaN). 38 other records scattered through the year but with majority in winter months

**Red-capped Robin** *Petroica goodenovii* R.Vi  
**Misc:** 2 records — both at Mulligans Flat 1/17 Aug GrL11 (MoN) and 1/6 Apr GrL10 (BoJ).

**Flame Robin** *Petroica phoenicea* C.BR  
**GBS:** 13 records from 3 sites, none in the period 2wk Sep to wk Apr inclusive.

**MFS:** Only record was of 3 birds at one site in Nov.

**WBS:** 4/25 Aug LGeoS GrR11 (FyM).

**Misc:** 10 non-breeding records.

**Rose Robin** *Petroica rosea* U .BM  
**GBS:** 33 records from 7 sites, all single birds apart from one — 2/4wk Aug Aranda GrJ13 (GeJ). No records in the period 3wk Sep to 3wk Mar inclusive.

**Misc:** 19 non-breeding records. No records in the three months Dec to Feb. All winter records were in urban Canberra.

**Hooded Robin** *Melanodryas cucullata* U.BR  
**GBS:** 1/5wk Apr at rural site GrO12 (ScG).

**MFS:** 1 bird at one site in Sep and 3 including dependent young at one site in Nov.

**Misc:** 9 non-breeding records at the Jerrabomberra Estate area GrM 16 — X/23 Jan (LuM).

**Eastern Yellow Robin** *Eopsaltria australis* C.BR  
**GBS:** 10 records from 2 sites.

**MFS:** Single birds recorded at 4 sites in Sep, 2 in Dec and 2 in Jun.

**WBS:** 1/31 Dec LGeoN GrR6 (FyM).

**Misc:** 32 non-breeding records in most months.

#### WHIPBIRD AND QUAIL-THRUSH

**Eastern Whipbird** *Psophodes olivacea* U.BR  
**Misc:** 3 non-breeding records from the ranges to the W of Canberra, and 1/31 Jul Uriarra Crossing GrG12 (LaJ).

**Spotted Quail-thrush** *Cinclosoma punctatum* U.BR

**Misc:** 3 non-breeding records from the ranges to the W of Canberra, and 1/20 Apr Casuarina Sands GrG14 (NeS).

**SITTELLA**

**Varied Sittella** *Daphoenositta chrysoptera* U.BR

**GBS:** All values down on 1995-96, except group size (G) which is slightly higher. Records from only 4 sites, with no distinct distributional pattern (compare to earlier years).

**MFS:** 7 non-breeding records from 7 sites.

**Misc:** 13 non-breeding records and 1 breeding record — on/4 Dec Black Mm GrK13 (TaN).

**WHISTLERS AND ALLIES**

**Crested Shrike-tit** *Falcunculus frontatus* U.BR

**MFS:** Single birds seen at 2 sites in Nov and one site in Jun.

**Misc:** 12 non-breeding records in most months, no urban records.

**Olive Whistler** *Pachycephala olivacea* U.BR

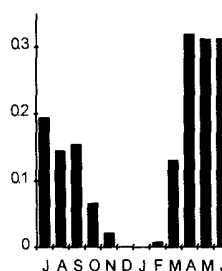
**Misc:** 1/17 Jul ANBG GrK13 (NiJ), 1/10 Nov Parrot Rd GrC17 (TaN).

**Golden Whistler** *Pachycephala pectoralis* C.BR

**GBS:** Recorded at 69% of sites but only 1 record, 1/1wk Feb, during period 3wk Nov to 4wk Feb. Abundance (A) down slightly over last 2 years, 0.14 from 0.15. and 0.17.

**MFS:** Recorded at 5 sites in Sep, no records in Nov and Dec, then 5 sites in Apr and 6 in Jun.

**Misc:** 47 non-breeding records.



**Rufous Whistler** *Pachycephala rufiventris* C.BR

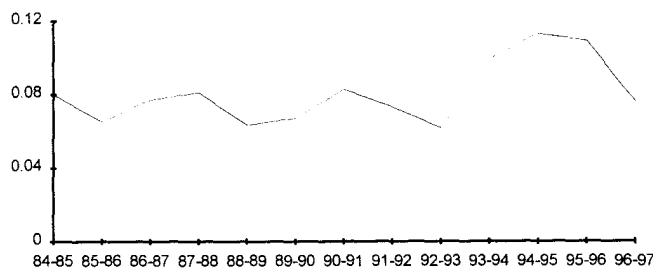
**GBS:** Recorded from half the sites, with abundance down slightly over last 2 years, A=0.05 from 0.08 and 0.09 Fewer records in Jul, Aug, Jan and Jun.

**MFS:** Noted in numbers of 1 to 3 at 18 sites in Sep, 26 in Nov, 25 in Dec, 11 in Apr but only a single bird at one site in Jun. A breeding record of bird on nest, Site 7 on 3 Nov. **Misc:** 1 breeding record — on/12 Dec Campbell Pk GrM13 (JoD). 57 non-breeding but a total of only 4 for Jul, Aug, Apr, May and Jun.

**Grey Shrike-thrush** *Colluricincla harmonica* C.BR

**GBS:** Recorded from 18 sites (40%), with few records in Dec, Jan and Feb. Abundance (A=0.08) down from the high levels of the previous 3 years.

**MFS:** Reported from 6 sites in Sep, 3 in Nov, 9 in Dec and 6 in Jun. There were



no records in Apr. Most

sightings were of single birds with no breeding recorded.

**Misc:** 2 breeding records — ny/9 Nov Mulligans Flat GrL11 (TaN), ny/12 Dec Campbell Pk GrM13 (JoD). 59 other records throughout the year.



## FLYCATCHERS

**Leaden Flycatcher** *Myiagra rubecula* C.BM

**GBS:** 28 records from 7 sites in the period 3wk Oct to 1wk Mar, plus 1/5wk Apr. A breeding record of dy/2wk Dec CSIRO Black Mm GrK13 (CIM).

**MFS:** Recorded only in Nov (14 sites) and Dec (16 sites). 2 breeding records — nest building at Site 6 on 3 Nov and again 8 Dec.

**Misc:** First record for the year 1/3 Oct Mt Majura GrM12 (GoT), last 1/5 Mar ANBG GrK13 (WiS). 2 breeding records — on/5 Nov Newline Quarry GrN14 (WiS), ny/2 Feb Mugga Lane GrL 15 (DaG2).

**Satin Flycatcher** *Myiagra cyanoleuca* C.BM

**GBS:** 4 records of single birds at 3 sites 2wk Oct to 3wk Nov inclusive.

**Misc:** 8 non-breeding records, first for year 1/14 Oct Telopea Pk GrL14 (DoM), last 1/16 Mar Duffy GrI15 (BoD).

**Restless Flycatcher** *Myiagra inquieta* U.BR

**GBS:** 5 records of single birds from 3 sites.

**MFS:** Records of single birds at one site in Sep and one in Dec. Records of 1 or 3 birds at two sites in Nov and 5 sites in Apr. Not seen in Jun.

**Misc:** 1 breeding record — on/9 Nov Mulligans Flat GrL11 (TaN). 11 other records.

**Magpie-lark** *Grallina cyanoleuca* C.BR

**GBS:** Recorded from 98% of sites throughout the year, with breeding at 13 sites (32%). Earliest and latest breeding records at same site — nb/1wk Aug and dy/1wk Mar Pearce GrK15 (KrS). Abundance and group size similar to last year and up on earlier years, which may result from one site regularly recording between 10 and 60 birds.

**MFS:** Noted at 9 sites in Sep (up to 4 birds), 8 in Nov, 9 in Dec, 8 in Apr and 4 in Jun.

**WBS:** Recorded 6 times at LBth GrY8 through the year in small numbers (up to 4). 12/25 Aug LGeoS GrR11 (FyM).

**Misc:** 96 non-breeding records. 4 breeding records — ny/31 Oct Black Mtn GrK13 (JoD), on/9 Nov Mulligans Flat GrL11 (TaN), dy/24 Nov Murrumbidgee R GrJ17 (McI), dy/19 Jan O'Connor ridge (McI).

**Rufous Fantail** *Rhipidura rufifrons* U.BM

**GBS:** 1/4wk Feb Aranda GrJ13 (KuR) and 1/1wk Apr Cook GrJ13 (BrM2).

**Misc:** 5 non-breeding records, first for year 1/27 Nov Turner GrK13 (FrI), last 1/23 Mar ANBG GrK13 (LaJ).

**Grey Fantail** *Rhipidura fuliginosa*

C.BR

**GBS:** Recorded from 86% of sites, abundance (A=0.33) similar to previous years. Fewer records in Jul, Aug, Jun.

**MFS:** Seen at 24 sites in Sep, 14 in Nov, 24 in Dec and 24 in Apr, but only a single bird at one site in Jun. No breeding recorded.

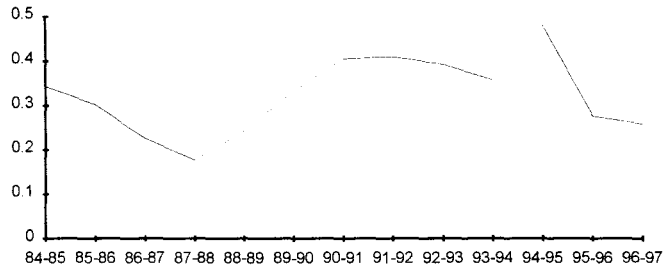
**Misc:** 87 non-breeding and 2 breeding records — on/24 Nov Deakin GrK14 (NiJ), ne/6 Dec Campbell Pk GrM13 (TaM). Few records in winter, only 2 in Jul, May, and Jun.

**Willie Wagtail** *Rhipidura leucophrys*

C.BR

**GBS:** Recorded from 83% of sites.

**GBS:** Recorded from 83% of sites. Abundance (A=0.26) is similar to last year (0.28), but down on levels of previous 5 years (around 0.4) falling back to levels of late 1980s. Breeding recorded twice at one site in



Pearce GrK15 (KrS) — dy/2wk Nov and then ny/1wk Dec.

**MFS:** Seen at 6 sites in Sep, 3 in Nov, 9 in Dec and only 1 in Apr and Jun. All records of 1 or 2 birds except for 3 birds at Site 64 in Nov.

**WBS:** A record of 7/29 Jul at LBth E basin GrY8 (LeM). 5 records of single birds between Jul and Nov at LBth and The Morass GrZ8.

**Misc:** 70 records inclusive 2 breeding on/31 Oct Black Mm GrK13, on/12 Dec Campbell Pk GrM13 ( both JoD). Fewer records this year in the winter months — 4/Jul, 2/Aug, 3/May, 1/Jan.

**CUCKOO-SHRIKES AND ALLIES**

**Black-faced Cuckoo-shrike** *Coracina novaehollandiae*

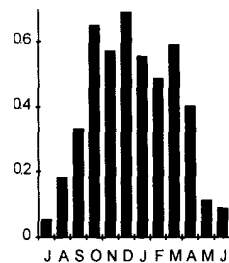
C.BR

**GBS:** All values except number of weeks recorded (W) slightly lower than those recorded in 1995-96, with the usual drop in records during winter (Jul and Jun). Recorded from 42 sites; largest numbers seen include: 11/4wk Dec Pearce GrK15 (KrS), and 12/1wk Mar Campbell GrL13 (CIS). Breeding recorded from 5 sites.

**MFS:** 56 non-breeding records — 13 in Sep, 23 in Nov, 18 in Dec and 2 in Apr.

**WBS:** 1 non-breeding record from LBth.

**Misc:** 55 non-breeding records between Jul and Apr (no records for



May or Jun) and 3 urban breeding records — on/22 Oct LBG GrL14 (DoM), on/31 Oct Black Mm peninsula GrK13 (JoD), dy/23 Dec Weetangera GrJ13 (FyM).

**Cicadabird** *Coracina tenuirostris*

U.M

**Misc:** 1/19 Jan Blundells Ck/Warks Rd GrE15 (LiB) and 2/5 Feb Woods Res GrG18 (WiS).

**White-winged Triller** *Lalage suerii*

U.BM

**GBS:** 1/2wk and 3wk Oct Curtin GrJ14 (AJR).**MFS:** 7 non-breeding records of 1 or 2 birds from 6 sites.**Misc:** 4 non-breeding records between Oct and Nov, and 2 breeding records from Campbell Pk GrM13 — on/12 Dec (JoD) and on/19 Dec (PeH).**ORIOLE****Olive-backed Oriole** *Oriolus sagittatus*

U.BM

**GBS:** Records of 1 or 2 birds from 22 sites. First 1/4wk Aug Cook GrJ13 (TaN), last 1/3wk Apr Bruce GrJ12 (HaK). 1 breeding record — nb/3wk Nov CSIRO Gungahlin GrK12 (C1M).**MFS:** 34 non-breeding records, 1 breeding record: nb/3 Nov Site 15 GrL11 (Pfd).**Misc:** 18 non-breeding records between Sep and Jan. 1 breeding record — nb/25 Dec Farrer Ridge GrK16 (OhM).**WOODSWALLOWS, BUTCHERBIRD, MAGPIE AND CURRAWONGS****White-browed Woodswallow** *Artamus superciliosus*

U.BM

**Misc:** Only 1 record, in keeping with the trend from 1995-96. 10/27 Nov ANBG GrK13 (NiJ).**Dusky Woodswallow** *Artamus cyanopterus*

C.BM

**GBS:** All values slightly higher than those of 1995-96. First 1/2 wk Oct Curtin GrJ14 (AJR), last 10/5wk Apr Sutton Rd GrO12 (ScG).**MFS:** 9 non-breeding records from 7 sites.**WBS:** 1 non-breeding record from LGeo.**Misc:** 32 non-breeding records between Sep and May. 5 breeding records.**Grey Butcherbird** *Cracticus torquatus*

U.BR

**GBS:** 4 non-breeding records.**MFS:** 19 non-breeding records from 14 sites, in Sep, Nov, Dec and Apr.**Misc:** 20 non-breeding records, 1 breeding record — dy/2 Oct Uriarra Rd GrI14 (MoM3).**Australian Magpie** *Gymnorhina tibicen*

C.BR

**GBS:** Values largely unchanged, as in previous years. Breeding data also similar to previous years. Breeding recorded from 20 sites. First n/1wk Jul Kambah GrJ16 (WiS), last n/2wk Oct Hughes GrK15 (AnI). First dy/4wk Sep Weston GrJ15 (BoJ), last dy/1wk Feb Curtin GrJ14 (AJR). Unusual early record of nest building: nb/3wk May Curtin GrJ14 (AJR).**MFS:** 129 non-breeding records, 2 breeding records. Recorded during all five surveys.**WBS:** 13 non-breeding records from LBth, and 1 non-breeding record from LGeo.**Misc:** 122 non-breeding records, 11 breeding records.

**Pied Currawong** *Strepera graculina* C.BR

**GBS:** Values similar to those of previous years. Breeding recorded from 18 sites. First n/4wk Jul Pearce GrK15 (KrS), last n/3wk Nov Cook GrJ13 (TaN). First dy/4wk Sep Farrer GrK16 (ReD), last dy/4wk Feb Kambah GrJ16 (VeP).

**MFS:** 23 non-breeding records from surveys in Sep, Nov, Dec, Apr but not in Jun. 1 breeding record — on/29 Sep Site 23 GrL 10 (AvJ).

**Misc:** 92 non-breeding records, 5 breeding records

**Grey Currawong** *Strepera versicolor* C.BR

**GBS:** All values except group size (G) down slightly on 1995-96, reversing the trend of previous years. Recorded from 14 sites, with regular records from 3 sites. Breeding recorded from one site — dy/1wk Jan Cook GrJ13 (BrM2).

**MFS:** 13 non-breeding records and 2 breeding records — nb/29 Sep Site 53 and on/29 Sep Site 4, both GrL 10 (both TaN).

**Misc:** 27 non-breeding records and 1 breeding record — dy/31 Oct Black Mtn peninsula GrK13 (JoD).

**RAVENS****Australian Raven** *Corvus coronoides* C.BR

**GBS:** All values except number of weeks seen (W) and group size (G) slightly down on 1995-96. Breeding recorded from 5 sites, including — nb/2wk and 3wk Jun Pearce GrK15 (KrS).

**MFS:** Total of 65 non-breeding records from the five surveys.

**WBS:** 1 non-breeding record each from LBth and LGeo.

**Misc:** 112 non-breeding records, 3 breeding records.

**Little Raven** *Corvus mellori* U.BR

**GBS:** Recorded from 4 sites.

**WBS:** 10 non-breeding records from LBth.

**Misc:** 6 non-breeding records.

**CHOUGH****White-winged Chough** *Corcorax melanorhamphos* C.BR

**GBS:** All values except distribution (F), weeks seen (W) and recording rate (R) up on 1995-96, but no clear pattern is evident. Breeding recorded from 2 sites near bushland (Bruce and CSIRO Black Mm).

**MFS:** 32 non-breeding records, 1 breeding record — on/3 Nov Site 53 GrL10 (BrM2).

**Misc:** 32 non-breeding records, 1 breeding record — on/26 Feb Jerrabomberra Estate GrM16 (LuM).

**BOWERBIRD****Satin Bowerbird** *Ptilonorhynchus violaceus*

U.BR

**GBS:** Recorded from 10 sites, mostly in the Weston Creek—Woden—Tuggeranong area except for one garden in Yarralumla. All values show an increase on 1995-96. (See also Sexton, M (1997)).

**Misc:** 13 non-breeding records, including a number of suburban records from Deakin, Farrer, Forrest, Red Hill and Weston. One very unusual urban breeding record also — on/24 Nov LaTrobe Pk, Deakin GrK14 (NiJ).

**LARKS****Skylark** *Alauda arvensis*

C.BR

**GBS:** Recorded regularly at one site only but with few records in the period 4wk Jan to wk May inclusive.

**WBS:** 14 records at LBth in all months up to Feb. Largest number 69/4 Sep LBth E basin GrY8. 4 records, max 11, at LGeoS GrR11 between 25 Aug and 22 Feb. 2 records at LGeoN GrR6 15/31 Dec and 5/22 Feb.

**Misc:** 6 non-breeding records.

**PIPIT****Richards Pipit** *Anthus novaeseelandiae*

C.BR

**GBS:** Recorded 21 times from one site with fewer records in summer and autumn months.

**MFS:** A single bird recorded at one site in Nov.

**WBS:** 1 breeding record ne/21 Sep LBth W basin GrY8 (CrI). Recorded in all months until Feb at LBth — max number 62/29 Jul, 103/4 Sep. Also at LGeoN and S in small numbers.

**Misc:** 11 non-breeding records. No records in Jul, Aug and Jun.

**SPARROW AND GRASS-FINCHES****House Sparrow** *Passer domesticus*

C.BR

**GBS:** The high abundance values of the mid- to late 1980s started to decline following the peak of 1986-87 (A=8.747). A further fall of 10% this year brought the value to its lowest level (5.2053) and the House Sparrow down a further two places to fifth on the table of abundance. The measure of distribution on the other hand has remained very steady, this year 98% again. Breeding recorded in 5 sites.

**Misc:** 32 non-breeding records.

**Double-barred Finch** *Taeniopygia bichenovii*

U.BR

**GBS:** Observations recorded at 11 of the 43 sites. Abundance (A) down by 58% and the measure of distribution (F) by 6%.

**MFS:** 10/29 Sep Site 75 GrL10 (BoJ), 9/29 Sep Site 65 GrL11 (AvJ), 2/3 Nov Site 72 GrM 10 (AvJ).

**Misc:** 27 records, including nb/7 Sep Aranda Bushland GrJ13 (HaK), nb/17 Nov Jerrabomberra Wetlands GrL14 (TaN). (See also Goddard, P. (1997)).

**Zebra Finch** *Taeniopygia guttata*

R.Va

**GBS:** 1/1wk Mar Kambah GrJ16 (VeP).**Red-browed Finch** *Neochmia temporalis*

C.BR

**GBS:** The abundance value (A) and measure of distribution (F) of this species were relatively steady to 1988-89. Since then both values have fluctuated markedly, for example, 1990-91

A=0.4803, F=34; 1992-93 A=0.1852, F=15; 1993-94 A=0.9657, F=51; 1995-96 A=0.3230, F=35. Breeding record — nb/3 wk Nov CSIRO Black Mm GrK13 (CIM).

**Misc:** 42 non-breeding records. 2 breeding records — nb/7 Sep Aranda Bushland GrJ13 (HaK), nb/17 Nov Jerrabomberra Wetlands GrL14 (TaN).**Diamond Firetail** *Stagonopleura guttata*

U.BR

**GBS:** 8 records of 1 to 10 birds from one rural site, during Aug, Feb, Apr and May Sutton Rd GrO12 (ScG).**MFS:** 1/29 Sep Site 1 GrL11 (TaN), 1/3 Nov Site 22 GrM10 (AvJ), 1/8 Dec Site 64 GrL11 (LiB), 4/8 Dec Site 72 GrM10 (AvJ).**Misc:** 11 records, including — nb/5 Nov Newline Quarry area GrN14 (WiS), dy/19 Jan Castle Hill GrI18 (VeP).**FINCHES****European Greenfinch** *Carduelis chloris*

U.BR

**Misc:** 13 records, 8 from Jerrabomberra Wetlands GrL14. Others were widely spread, including areas from which this species has not previously been reported: 2/5 Nov Newline Quarry area GrN14 (WiS), 2/8 Jan Namadgi Visitors Centre GrJ19 (WiS), 1/19 Jan Uriarra Hs GrF13 (LiB) and 1/9 Mar O'Malley Woodland GrK15 (AvJ).**European Goldfinch** *Carduelis carduelis*

C.BR

**GBS:** The abundance value (A=0.2767) is 14% below the long term average figure for the 13 years from 1984-85 and well down on 1995-96 (0.463) which, with 1986-87 (0.471) recorded the highest figures for the period. The measure of distribution reached a peak in 1989-90 (F=63) and has declined since.**MFS:** Just 2 records: 4/3 Nov Site 72 GrM10 (AvJ) and 1/8 Dec Site 68 GrL11 (FeP).**WBS:** 5 records from LBth and 1 from LGeo.**Misc:** 32 non-breeding records, all except 5 from areas in and around suburban Canberra and covering all months except Jul.**MISTLETOEBIRD****Mistletoebird** *Dicaeum hirundinaceum*

U.BM

**GBS:** Recorded from 5 sites. First 3wk Sep, last 5wk Apr.**MFS:** Records of 1 or 2 birds from 7 sites in Nov and from 11 sites in Dec.**Misc:** 16 non-breeding records. First 2/16 Oct Black Mtn GrK13 (WiS), last 1/2 Apr ANBG GrK13 (WiS).

**SWALLOWS AND MARTINS****Welcome Swallow** *Hirundo neoxena* C.BR

**GBS:** Records from 8 sites, with abundance this year (A=0.10) well down on last year (0.37) and lowest for last ten years. Breeding recorded at 2 sites — nb/1wk Oct Curtin GrJ14 (AJR), and on/2wk Oct Bruce GrJ12 (HaK).

**WBS:** 7 records from LBth GrY8 up to Dec — no records after that. Largest number 316/4 Sep LBth E basin GrY8. 2 records at LGeoS GrR11 20/25 Aug and 9/31 Dec. Also 3/31 Dec LGeoN GrR6 (LeM).

**Misc:** 60 non-breeding records through the year but less in winter, 1/Jul, 2/Jun.

**Tree Martin** *Hirundo nigricans* C.BM

**GBS:** 1/2wk Aug, 1/2wk Dec, both at Curtin GrJ14 (AJR).

**WBS:** 4 records at LBth GrY8 from Aug to Dec. Max number 10/25 Aug. 2 records at LGeoS GrR11 — 30/25 Aug, 20/31 Dec. Also 6/4 Aug LGeoN GrR6.

**Misc:** 13 records inclusive 2 breeding ih/28 Oct Castle Hill GrJ18 (McD), on/5 Nov Newline Quarry area GrN14 (WiS). No records Apr. to Jun inclusive.

**Fairy Martin** *Hirundo ariel* U.BM

**Misc:** 2 records — X/26 Oct Googong GrN 17 and X/9 Feb Googong GrO17 (both AnI).

**OLD WORLD WARBLERS****Clamorous Reed-Warbler** *Acrocephalus stentoreus* C.BM

**GBS:** 1/4wk Mar Curtin GrJ14 (AJR).

**WBS:** 1 non-breeding record from LGeo.

**Misc:** 17 non-breeding records between Aug and Jan. 1 breeding record — dy/30 Nov Acacia Inlet GrK13 (AIR).

**Little Grassbird** *Megalurus gramineus* U.BR

**Misc:** 9 non-breeding records, all from Jerrabomberra Wetlands GrL 14.

**Rufous Songlark** *Cincloramphus mathewsi* U.BM

**MFS:** Recorded twice at Site 72, 3 birds in Nov and 2 in Dec.

**Brown Songlark** *Cincloramphus cruralis* R.BM

**WBS:** 1/6 Dec LGeoN GrR6 (LeM).

**Golden-headed Cisticola** *Cisticola exilis* U.BR

**GBS:** 2/1wk Jul, 1/1wk to 4wk Dec and 1wk Apr Curtin GrJ14 (AJR).

**WBS:** 2 non-breeding records from LGeo.

**Misc:** 13 non-breeding records.

## SILVEREYE

Silvereye *Zosterops lateralis*

C.BR

GBS: The value of abundance (A=6.6541) was up by 21% on last year and 10% above the long term average. The previous highest value was A=6.447 in 1986-87. Like last year the Silvereye was recorded at all sites and this year moves up from fourth to second place on the table of abundance. 4 breeding records.

MFS: 16 records of up to 20 birds — 6 in Sep, 7 in Apr and 1 each in Nov, Dec and Jun.

Misc: 57 records, including two breeding records (same event): nb/25 Sep Weetangera GrJ13 (FyM), ny/23 Dec Weetangera GrJ13 (FyM).

## THRUSHES

Bassian Thrush *Zoothra lunulata*

U.BR

GBS: Found in two sites: 1/3wk May Cook GrJ13 (BrM2), 1/1wk Jun Aranda GrJ13 (KuR)

Misc: 10 non-breeding records — 4 from ANBG GrK13, 2 from Tidbinbilla NR GrF18, 2 from Brindabella Ra GrD15, F19, 1 each from Mt Majura GrM12 and Mt Ainslie GrLI3.

Common Blackbird *Turdus merula*

C.BR

GBS: In 1984-85 the abundance value (A) of this species was 1.33. It rose steadily through the late 1980s, reached its highest point (A=2.1092) in 1990-91 and stabilised around 1.90 in the years since. This year it fell to 1.7676. The measure of distribution (F) has remained around 94% for the past eight years. Breeding recorded from 9 sites.

Misc: 35 records covering all months. No breeding records.

## STARLINGS

Common Starling *Sturnus vulgaris*

C.BR

GBS: During the years since 1984-85 the abundance value (A) has followed the pattern decline—recovery—decline. The value was at its highest in 1984-85 A=13.10 but then fell to 9.6391 in 1989-90. By 1993-94 the figure had risen again to 13.0042 but, for this year a fall of 26% has seen abundance reach its lowest level for the entire period, 33% below the long term average. The measure of distribution (F=90.5) fell below 97 for only the second time (1986-87 was an all-time low, F=88). Breeding recorded from only 5 sites.

MFS: 15 records from 9 sites (Sep 6, Nov 5, Dec 2, Apr 2). Breeding records, both from Site 14 GrL — nb/29 Sep (LiB), ih/3 Nov (ND).

WBS: 11 records from LBth GrY8 and 2 from LGeo GrR11.

Misc: 74 non-breeding records. 7 breeding records from ih/20 Oct Campbell Pk GrM13 to ny/19 Jan Castle Hill GrI18.

Common Myna *Acridotheres tristis*

C.BR

GBS: The abundance value (A=3.8843) well down on 1995-96 (24%) but still remains the second highest figure for the past 13 years, for which the average A value has been 2.30.

The measure of distribution (F) remained at 93%. Breeding recorded from 4 sites.

MFS: 2 records of single birds in Nov and Dec, both from Site 14 GrL11.

Misc: 37 non-breeding records. 2 breeding records: ih/20 Oct Campbell Pk GrM13 (FyM), on/11 Nov Mt Taylor GrJ15 (WiS).



**Appendix 5. Values of A, F, W, R and G for 1 July 1996 to 30 June 1997, with percentage change compared with previous year**

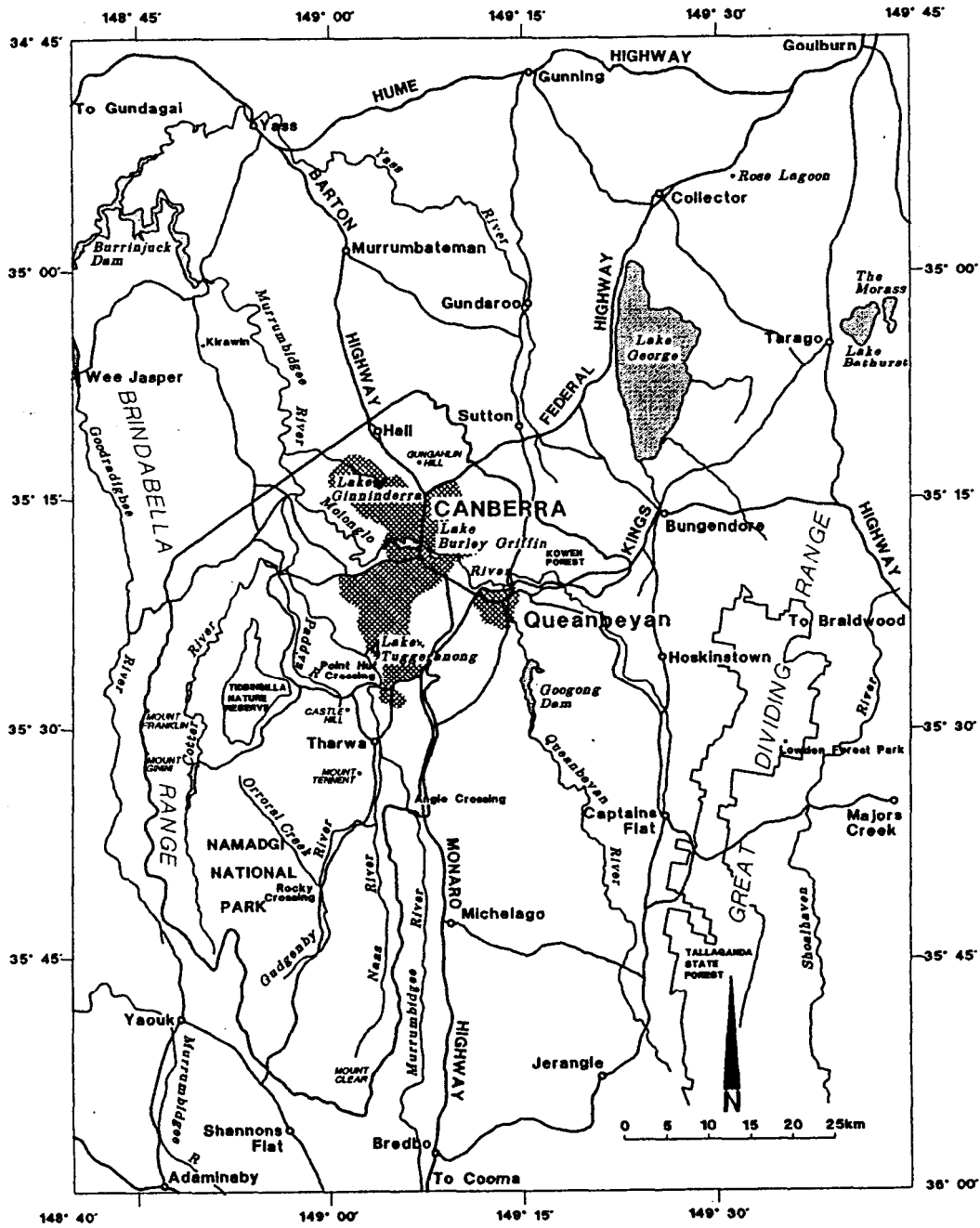
Species	A	dA%	F	dF%	W	dW%	R	dR%	G
	7.3011	-26.1	90.5	-7.4	52	0.0	60.32	-8.7	12.10
Common Starling									
Silvereye	6.6541	21.1	100.0	0.0	52	0.0	68.79	0.9	9.67
Sulphur-crested Cockatoo	6.0426	-16.5	100.0	0.0	52	0.0	83.29	1.8	7.26
Galah	5.5108	3.6	100.0	0.0	52	0.0	77.31	-3.6	7.13
House Sparrow	5.2053	-10.1	97.6	-0.1	52	0.0	66.63	-7.1	7.81
Common Myna	3.8843	-23.6	92.9	-0.1	52	0.0	62.26	4.9	6.24
Pied Currawong	3.8030	14.4	100.0	2.4	52	0.0	85.50	3.4	4.45
Crimson Rosella	3.6242	8.8	100.0	0.0	52	0.0	87.99	-2.0	4.12
Australian Magpie	2.6752	-7.5	100.0	0.0	52	0.0	81.96	-3.1	3.26
Magpie-lark	2.4737	-5.6	97.6	-0.1	52	0.0	78.53	-1.3	3.15
Yellow-faced Honeyeater	2.4007	31.6	81.0	2.4	44	-8.3	20.75	20.0	11.57
Red Wattlebird	2.2485	1.4	100.0	0.0	52	0.0	84.01	0.8	2.68
Australian King-Parrot	1.9513	11.9	83.3	2.3	52	0.0	45.93	8.4	4.25
Common Blackbird	1.7676	-6.6	95.2	2.4	52	0.0	76.04	-1.2	2.32
Yellow-rumped Thornbill	1.5717	17.5	88.1	-7.6	52	0.0	39.13	3.9	4.02
Eastern Rosella	1.4294	-7.4	97.6	-0.1	52	0.0	57.50	-8.3	2.49
Rock Dove	1.3309	11.7	45.2	14.4	52	0.0	19.59	13.2	6.79
Australian Raven	1.2374	-0.3	97.6	-2.4	52	0.0	55.01	-3.0	2.25
Superb Fairy-wren	1.0581	4.3	78.6	-0.6	52	0.0	35.20	4.3	3.01
Straw-necked Ibis	0.9353	-8.2	40.5	-17.0	33	26.9	4.32	-7.0	21.67
Noisy Friarbird	0.8794	9.4	92.9	2.4	44	18.9	39.51	16.2	2.23
Crested Pigeon	0.8351	10.2	83.3	8.6	52	0.0	35.81	18.3	2.33
Gang-gang Cockatoo	0.7139	19.8	76.2	5.7	52	0.0	23.69	17.4	3.01
Eastern Spinebill	0.6586	10.9	97.6	-0.1	52	0.0	39.07	5.9	1.69
Red-browed Finch	0.5285	63.6	47.6	36.4	49	-2.0	8.02	13.0	6.59
Black-faced Cuckoo-shrike	0.3973	-10.2	97.6	4.9	52	0.0	27.89	-4.8	1.42
Spotted Pardalote	0.3791	-8.4	76.2	2.4	52	2.0	24.41	3.6	1.55
Striated Pardalote	0.3741	-10.7	78.6	-3.4	52	0.0	23.52	3.2	1.59
White-winged Chough	0.3514	17.3	33.3	-10.5	45	-4.3	4.98	-1.8	7.06
White-naped Honeyeater	0.3331	-32.9	42.9	-31.7	26	-7.1	4.37	-34.5	7.62
Grey Fantail	0.3293	-9.2	85.7	-7.8	52	0.0	20.31	-10.3	1.62
Brown Thornbill	0.3016	2.7	50.0	-2.3	50	-3.8	15.16	4.0	1.99
Weebill	0.2928	-52.0	52.4	2.3	50	-3.8	13.28	-27.3	2.20
Laughing Kookaburra	0.2844	10.3	61.9	-1.4	52	0.0	15.99	5.1	1.78
European Goldfinch	0.2767	-40.2	35.7	18.2	44	-13.7	5.20	-37.6	5.32
Willie Wagtail	0.2590	-6.5	83.3	2.3	52	0.0	20.25	-3.2	1.28
Red-rumped Parrot	0.2297	-16.2	31.0	-16.7	49	-5.8	6.09	-23.5	3.77
Satin Bowerbird	0.1942	28.6	23.8	70.0	50	28.2	6.09	16.4	3.19
Striated Thornbill	0.1848	-20.8	40.5	16.0	45	-13.5	6.25	-3.2	2.96
Skylark	0.1389	21.5	2.4	4.3	36	-5.3	1.99	-1.9	6.97
Golden Whistler	0.1372	-10.8	69.0	-10.0	37	-2.6	12.23	-10.5	1.12
White-browed Scrubwren	0.1361	-17.2	33.3	59.3	50	-3.8	8.47	-5.1	1.61
White-eared Honeyeater	0.1295	18.9	52.4	2.3	51	8.5	9.96	22.7	1.30
Noisy Miner	0.1245	-23.5	14.3	-23.1	52	2.0	4.93	-5.8	2.53
Pacific Black Duck	0.1206	-50.0	4.8	-74.2	41	-12.8	2.71	-35.7	4.45
Australian Wood Duck	0.1157	-30.3	31.0	-11.2	31	-29.5	4.32	-21.5	2.68

Species	A	dA%	F	dF%	W	dW%	R	dR%	G
Dusky Woodswallow	0.1007	30.1	21.4	52.9	13	8.3	1.22	4.1	8.27
Welcome Swallow	0.0985	-73.7	19.0	-37.1	44	-13.7	3.49	-54.7	2.83
Australian White Ibis	0.0957	-57.0	16.7	19.3	18	-10.0	1.33	-14.3	7.21
White-throated Needletail	0.0858	-8.7	26.2	12.4	11	-8.3	1.11	21.6	7.75
Buff-rumped Thornbill	0.0847	-7.8	16.7	2.5	32	-5.9	2.93	9.9	2.89
Grey Currawong	0.0836	-8.0	33.3	-15.7	44	-15.4	7.69	-2.0	1.09
Grey Shrike-thrush	0.0758	-30.8	40.5	-8.4	45	-10.0	6.59	-32.6	1.15
New Holland Honeyeater	0.0742	7.6	11.9	-27.0	34	-2.9	2.66	-12.6	2.79
Masked Lapwing	0.0686	-59.3	42.9	-16.2	42	-19.2	4.04	-49.6	1.70
Olive-backed Oriole	0.0614	-21.1	52.4	-9.8	33	0.0	5.98	-14.5	1.03
Double-barred Finch	0.0559	-58.1	26.2	-6.1	20	-54.5	1.60	-54.4	3.48
White-plumed Honeyeater	0.0504	-59.0	35.7	-19.2	29	-42.0	3.32	-39.6	1.52
Rufous Whistler	0.0504	-34.5	50.0	-17.4	42	5.0	4.48	-30.6	1.12
White-throated Treecreeper	0.0498	7.3	16.7	2.5	44	-6.4	4.54	6.3	1.10
White-faced Heron	0.0470	-45.9	16.7	2.5	37	-27.5	2.82	-38.5	1.67
Richard's Pipit	0.0465	32.1	2.4	4.3	21	-4.5	1.16	-0.7	4.00
Australian Pelican	0.0437	74.2	19.0	104.3	13	85.7	0.94	96.0	4.65
Southern Boobook	0.0437	24.2	47.6	36.4	42	23.5	4.26	22.8	1.03
Yellow-tailed Black-Cockatoo	0.0415	2494.1	14.3	204.3	8	300.0	0.44	302.5	9.38
Scarlet Robin	0.0398	0.9	26.2	-24.9	22	0.0	2.88	7.8	1.38
Common Bronzewing	0.0371	157.5	19.0	35.7	41	95.2	2.99	124.7	1.24
Little Raven	0.0360	-74.5	9.5	-18.1	13	44.4	0.72	49.9	5.00
Australian Hobby	0.0332	9.2	42.9	15.3	34	-8.1	2.82	1.5	1.18
Dollarbird	0.0332	-33.2	21.4	-16.4	21	10.5	1.94	-31.6	1.71
Silver Gull	0.0277	-48.2	2.4	4.3	1	0.0	0.06	10.7	50.00
Crescent Honeyeater	0.0243	75.2	14.3	2.1	16	60.0	1.72	60.3	1.42
Mistletoebird	0.0243	19.9	11.9	2.6	26	-3.7	2.43	23.0	1.00
Black-shouldered Kite	0.0227	-15.0	11.9	70.0	30	-3.2	1.83	-2.3	1.24
Leaden Flycatcher	0.0227	41.8	16.7	-20.1	19	5.6	1.60	20.7	1.41
Flame Robin	0.0205	54.0	7.1	1.4	12	-7.7	0.72	4.3	2.85
Collared Sparrowhawk	0.0199	24.5	28.6	75.5	24	0.0	1.99	33.7	1.00
Fuscous Honeyeater	0.0188	-81.6	26.2	-43.7	18	20.0	1.55	-61.3	1.21
Rose Robin	0.0188	60.8	16.7	19.3	24	60.0	1.83	56.1	1.03
Rainbow Lorikeet	0.0183	470.7	11.9	417.4	18	350.0	1.16	453.4	1.57
Brown-headed Honeyeater	0.0183	-59.8	9.5	-32.1	9	-35.7	0.55	-45.2	3.30
Nankeen Kestrel	0.0155	-9.4	11.9	-48.9	26	4.0	1.55	-9.4	1.00
Wedge-tailed Eagle	0.0149	-30.2	16.7	-28.3	17	-22.7	1.00	-22.2	1.50
Diamond Firetail	0.0144	28.5	2.4	4.3	8	-38.5	0.44	-35.8	3.25
Brown Falcon	0.0122	33.8	9.5	-32.1	18	50.0	1.11	38.4	1.10
Brown Goshawk	0.0105	-29.4	21.4	-23.3	17	0.0	1.05	-20.9	1.00
Varied Sittella	0.0105	-45.2	9.5	-18.1	5	-37.5	0.28	-47.8	3.80
Little Corella	0.0100	-95.5	9.5	-41.7	8	-82.2	0.50	-88.9	2.00
Rainbow Bee-eater	0.0089	-52.6	7.1	1.4	4	0.0	0.22	5.4	4.00
Pallid Cuckoo	0.0083	-68.9	16.7	-40.1	14	-17.6	0.83	-64.7	1.00
Little Black Cormorant	0.0077	46.2	2.4	-48.9	1	-50.0	0.06	-49.7	14.00
Great Cormorant	0.0072	1338.8	4.8	108.7	4	300.0	0.22	342.7	3.25
Yellow-tufted Honeyeater	0.0072	1338.8	4.8	108.7	8	700.0	0.50	896.1	1.44
Peregrine Falcon	0.0066	79.5	11.9	28.0	12	100.0	0.66	107.5	1.00
Speckled Warbler	0.0061	-23.9	7.1	1.4	6	-25.0	0.33	-22.8	1.83
Western Gerygone	0.0061	90.2	7.1	51.1	10	66.7	0.61	90.2	1.00

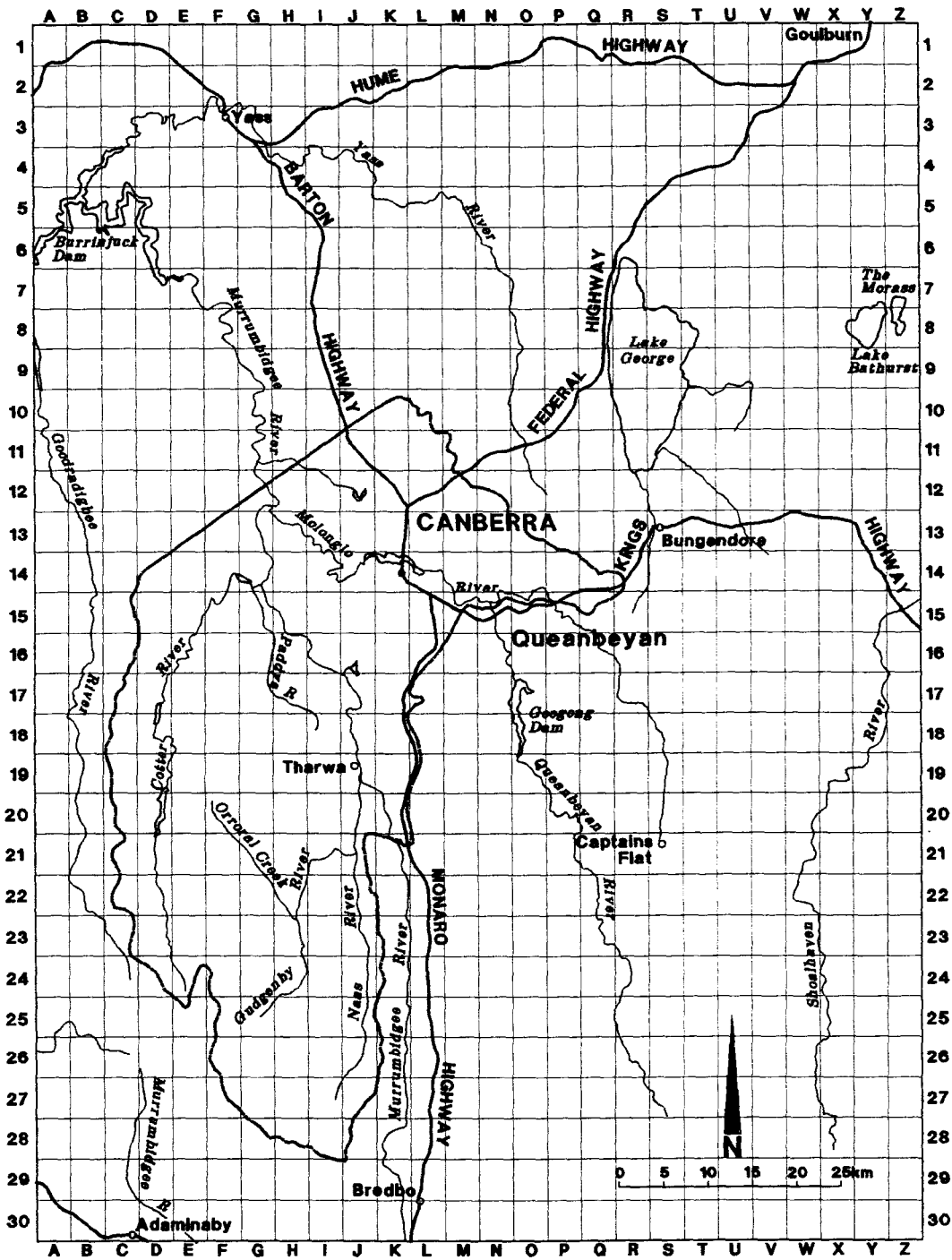
Species	A	dA%	F	dF%	W	dW%	R	dR%	G
White-throated Gerygone	0.0061	-28.4	14.3	-12.3	9	-25.0	0.61	-28.4	1.00
Eastern Yellow Robin	0.0061	3.2	4.8	2.1	10	-9.1	0.55	-6.2	1.10
Little Eagle	0.0055	-39.2	9.5	35.7	10	-37.5	0.55	-34.9	1.00
Sacred Kingfisher	0.0050	137.2	14.3	204.3	9	125.0	0.50	137.2	1.00
Spotted Turtle-Dove	0.0044	NA	4.8	NA	8	NA	0.44	NA	1.00
Golden-headed Cisticola	0.0044	-64.0	2.4	4.3	7	-30.0	0.39	-26.9	1.14
Stubble Quail	0.0039	-61.6	2.4	4.3	5	-54.5	0.28	-53.1	1.40
Fan-tailed Cuckoo	0.0033	-63.5	7.1	-66.0	6	-57.1	0.33	-60.9	1.00
Australian Owlet-nightjar	0.0033	NA	2.4	NA	6	NA	0.33	NA	1.00
Yellow Thornbill	0.0033	-84.0	9.5	-18.1	5	-75.0	0.28	-76.4	1.20
Restless Flycatcher	0.0028	-75.3	7.1	51.1	5	-76.2	0.28	-75.3	1.00
Mallard	0.0022	38.4	2.4	4.3	4	100.0	0.22	101.2	1.00
Satin Flycatcher	0.0022	-18.0	7.1	51.1	4	-20.0	0.22	-18.0	1.00
Grey Butcherbird	0.0022	342.7	9.5	313.0	4	300.0	0.22	342.7	1.00
Little Pied Cormorant	0.0017	-38.5	2.4	-48.9	3	-25.0	0.17	-20.9	1.00
Shining Bronze-Cuckoo	0.0017	-81.8	7.1	-49.3	3	-80.0	0.17	-81.8	1.00
Bassian Thrush	0.0017	NA	4.8	NA	3	NA	0.17	NA	1.00
Whistling Kite	0.0011	-47.3	2.4	-48.9	2	-50.0	0.11	-47.3	1.00
Little Lorikeet	0.0011	NA	2.4	NA	1	NA	0.06	NA	2.00
Budgerigar	0.0011	121.4	2.4	4.3	2	100.0	0.11	121.4	1.00
Horsfield's Bronze-Cuckoo	0.0011	-85.2	4.8	108.7	2	-85.7	0.11	-85.2	1.00
Southern Whiteface	0.0011	121.4	2.4	4.3	2	100.0	0.11	121.4	1.00
Little Friarbird	0.0011	121.4	2.4	4.3	2	100.0	0.11	121.4	1.00
Rufous Fantail	0.0011	-59.0	4.8	2.1	2	-50.0	0.11	-47.3	1.00
White-winged Triller	0.0011	-91.0	2.4	-79.3	2	-81.8	0.11	-84.0	1.00
Tree Martin	0.0011	-96.5	2.4	4.3	2	-85.7	0.11	-85.2	1.00
White-necked Heron	0.0006	10.7	2.4	4.3	1	0.0	0.06	10.7	1.00
Royal Spoonbill	0.0006	NA	2.4	NA	1	NA	0.06	NA	1.00
White-bellied Sea-Eagle	0.0006	10.7	2.4	4.3	1	0.0	0.06	10.7	1.00
Brush Cuckoo	0.0006	-49.7	2.4	-48.9	1	-50.0	0.06	-49.7	1.00
Common Koel	0.0006	-65.4	2.4	-65.7	1	-66.7	0.06	-65.4	1.00
Tawny Frogmouth	0.0006	NA	2.4	NA	1	NA	0.06	NA	1.00
Chestnut-rumped Hylacola	0.0006	NA	2.4	NA	1	NA	0.06	NA	1.00
Red-capped Robin	0.0006	NA	2.4	NA	1	NA	0.06	NA	1.00
Hooded Robin	0.0006	-88.5	2.4	4.3	1	-83.3	0.06	-82.7	1.00
Zebra Finch	0.0006	NA	2.4	NA	1	NA	0.06	NA	1.00
Clamorous Reed-Warbler	0.0006	10.7	2.4	4.3	1	0.0	0.06	10.7	1.00

### Appendix 6. Maps of the Canberra region, grid system and Garden Bird Survey sites

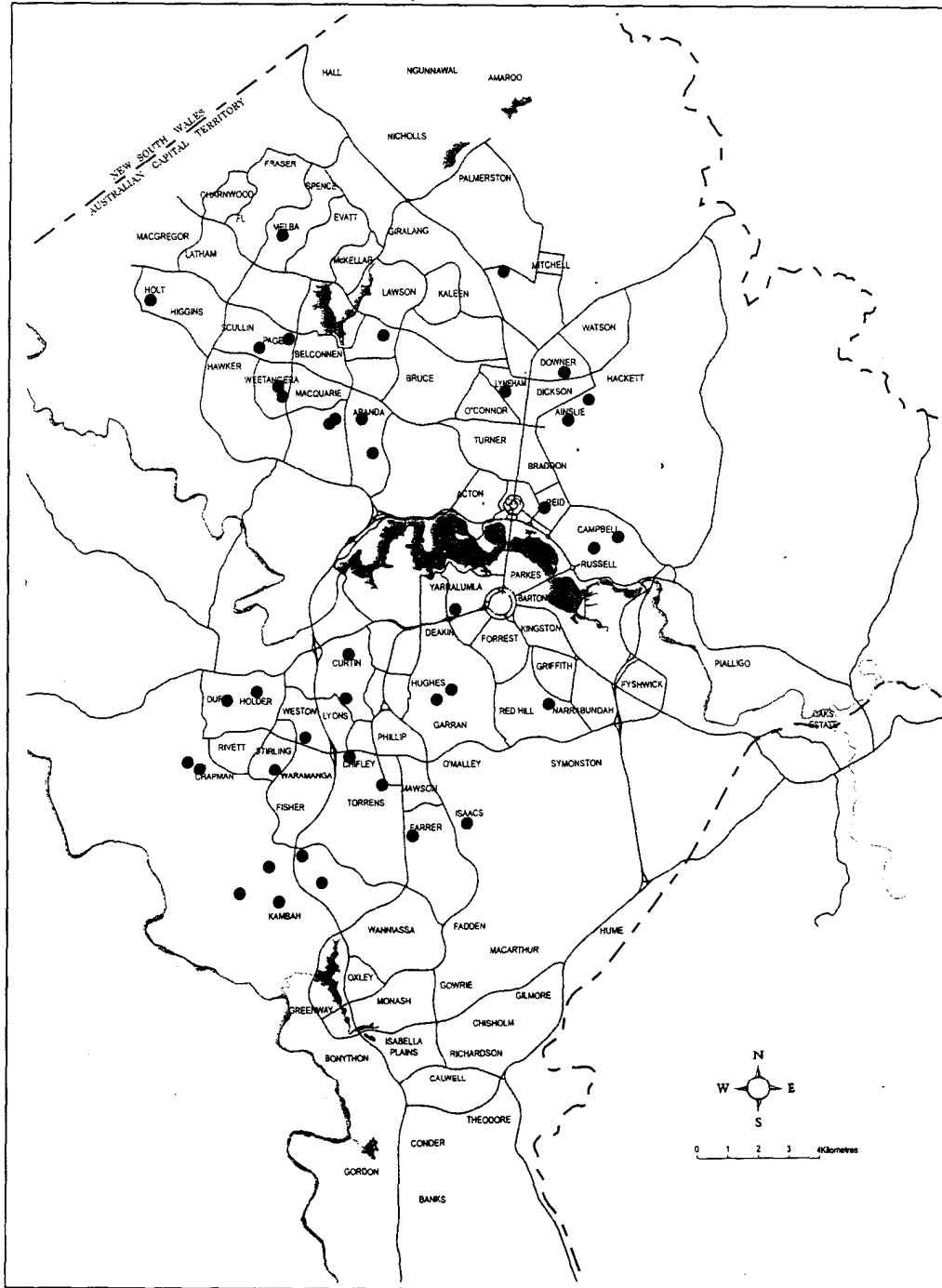
Map 1. The Canberra region.



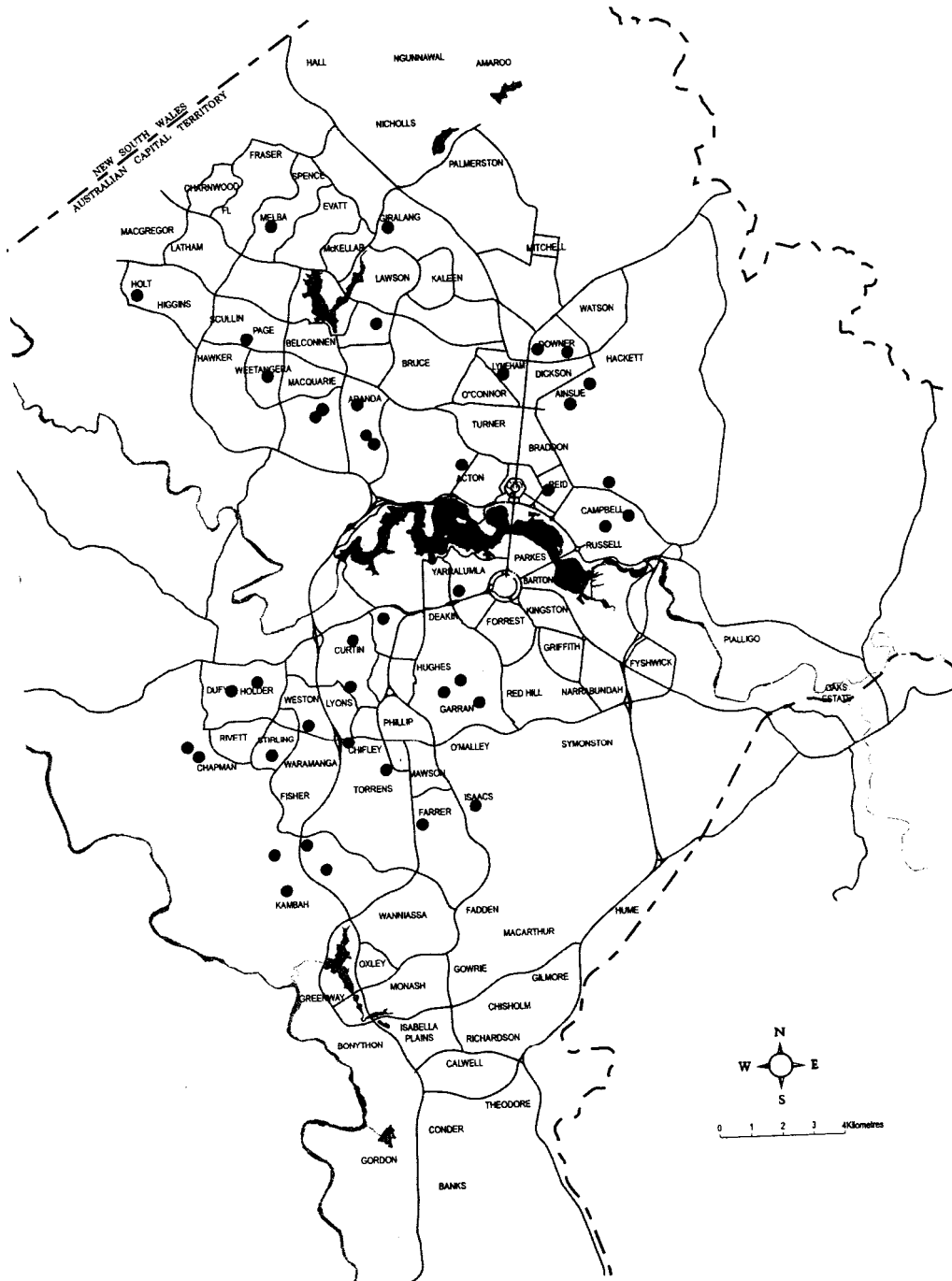
Map 2. Location of the COG Database grids.



Map 3. Location of Garden Bird Survey sites from which data were collected in 1995–96.



Map 4. Location of Garden Bird Survey sites from which data were collected in 1996-97.



## Appendix 7. List of 'Unusual' Birds

The list is made up of unusually occurring or 'rare' species for which there have been confirmed sightings in COG's region within the last twenty-five years. The list does not include species which have been classified purely as escapees, for example, Princess Parrot *Polytelis alexandrae* or Red-capped Parrot *Purpureicephalus spurius*.

Magpie Goose <i>Anseranas semipalmata</i>	Musk Lorikeet <i>Glossopsitta concinna</i>
Plumed Whistling-Duck <i>Dendrocygna eytoni</i>	Superb Parrot <i>Polytelis swainsonii</i>
Pied Cormorant <i>Phalacrocorax varius</i>	Swift Parrot <i>Lathamus discolor</i>
Intermediate Egret <i>Ardea intermedia</i>	Blue Bonnet <i>Northiella haematogaster</i>
Australasian Bittern <i>Botaurus poiciloptilus</i>	Blue-winged Parrot <i>Neophema chrysostoma</i>
Black-necked Stork <i>Ephippiorhynchus asiaticus</i>	Black-eared Cuckoo <i>Chrysococcyx osculans</i>
Osprey <i>Pandion haliaetus</i>	Common Koel <i>Eudynamys scolopacea</i>
Letter-winged Kite <i>Elanus scriptus</i>	Channel-billed Cuckoo <i>Scythrops novaehollandiae</i>
Square-tailed Kite <i>Lophoictinia isura</i>	Barking Owl <i>Ninox connivens</i>
Black Kite <i>Milvus migrans</i>	Sooty Owl <i>Tyto tenebricosa</i>
Spotted Harrier <i>Circus assimilis</i>	Masked Owl <i>Tyto novaehollandiae</i>
Grey Goshawk <i>Accipiter novaehollandiae</i>	Grass Owl <i>Tyto capensis</i>
Grey Falcon <i>Falco hypoleucos</i>	White-throated Nightjar <i>Eurostopodus mystacalis</i>
Black Falcon <i>Falco subniger</i>	Fork-tailed Swift <i>Apus pacificus</i>
Brolga <i>Grus rubicunda</i>	Azure Kingfisher <i>Alcedo azurea</i>
Buff-banded Rail <i>Gallirallus philippensis</i>	Red-backed Kingfisher <i>Todiramphus pyrrhopygia</i>
Lewin's Rail <i>Rallus pectoralis</i>	Variegated Fairy-wren <i>Malurus lamberti</i>
Spotless Crake <i>Porzana tabuensis</i>	Chestnut-rumped Heathwren <i>Hylacola pyrrhopygia</i>
Black-tailed Native-hen <i>Gallinula ventralis</i>	Brown Gerygone <i>Gerygone mouki</i>
Little Button-quail <i>Turnix velox</i>	Little Wattlebird <i>Anthochaera chrysoptera</i>
Red-chested Button-quail <i>Turnix pyrrhorthorax</i>	Spiny-cheeked Honeyeater <i>Acanthagenys rufogularis</i>
Bar-tailed Godwit <i>Limosa lapponica</i>	Little Friarbird <i>Philemon citreogularis</i>
Little Curlew <i>Numenius minutus</i>	Regent Honeyeater <i>Xanthomyza phrygia</i>
Eastern Curlew <i>Numenius madagascariensis</i>	Lewin's Honeyeater <i>Meliphaga lewinii</i>
Marsh Sandpiper <i>Tringa stagnatilis</i>	Painted Honeyeater <i>Grantiella picta</i>
Common Sandpiper <i>Actitis hypoleucos</i>	Tawny-crowned Honeyeater <i>Phylidonyris melanops</i>
Ruddy Turnstone <i>Arenaria interpres</i>	Black Honeyeater <i>Certhionyx niger</i>
Pectoral Sandpiper <i>Calidris melanotos</i>	Scarlet Honeyeater <i>Myzomela sanguinolenta</i>
Painted Snipe <i>Rostratula benghalensis</i>	Crimson Chat <i>Epthianura tricolor</i>
Bush Stone-curlew <i>Burhinus grallarius</i>	Red-capped Robin <i>Petroica goodenovii</i>
Grey Plover <i>Pluvialis squatarola</i>	Pink Robin <i>Petroica rodinogaster</i>
Gull-billed Tern <i>Sterna nilotica</i>	Grey-crowned Babbler <i>Pomatostomus temporalis</i>
Caspian Tern <i>Sterna caspia</i>	Black-faced Monarch <i>Monarcha melanopsis</i>
White-winged Black Tern <i>Chlidonias leucopterus</i>	Spangled Drongo <i>Dicrurus bracteatus</i>
Diamond Dove <i>Geopelia cuneata</i>	White-bellied Cuckoo-shrike <i>Coracina papuensis</i>
Peaceful Dove <i>Geopelia striata</i>	Pied Butcherbird <i>Cracticus nigrogularis</i>
Bar-shouldered Dove <i>Geopelia humeralis</i>	Singing Bushlark <i>Mirafra javanica</i>
Long-billed Corella <i>Cacatua tenuirostris</i>	White-backed Swallow <i>Cheramoeca leucosternus</i>
Little Corella <i>Cacatua sanguinea</i>	

Note: Although current at the time of the 1995-96 and 1996-97 Annual Bird Reports the list of 'Unusual' birds was revised in July 1998.





The COG office is located at Room 5, Griffin Centre, Bunda Street, Civic and, depending on the availability of volunteers, is open from 10am-2pm Wed-Fri; 10am-1pm Sat.

The address for correspondence is PO Box 301, Civic Square, ACT 2608

Annual COG subscriptions for 1999 are:

Individual, family or institution - \$28

Student (18 or younger) - \$15

*Canberra Bird Notes* is published by the Canberra Ornithologists Group and is edited by Harvey Perkins and Barbara Allan. Major articles of up to 5000 words are welcome on matters of the distribution, identification or behaviour of birds occurring in the Australian Capital Territory and surrounding area. Contributions on these topics should be sent to Harvey Perkins, 42 Summerland Circuit, Kambah ACT 2902, or via email to [harvey.perkins@anu.edu.au](mailto:harvey.perkins@anu.edu.au). Short notes, book reviews and other contributions should be sent to Barbara Allan, 47 Hannaford Street, Page ACT 2614 or via email to [barbara.allan@aph.gov.au](mailto:barbara.allan@aph.gov.au). If you would like to discuss your proposed article in advance, please feel free to contact Harvey on 6231 8209 or Barbara on 6254 6520.

COG's Annual Bird Reports are incorporated in an appropriate issue of *Canberra Bird Notes*. The reports for 1995-96 and 1996-97 were compiled and edited by David Purchase; contributors were Grahame Clark, Bob Digan, Malcolm Fyfe, Brendan Lepschi, Ian McMahon, David Purchase, Mick Donohue, Tony Harding, Philip Veerman and Paul Sjoberg.

*Canberra Bird Notes 24 (2) June 1999*

CONTENTS

Annual Bird Reports.....	49
Systematic List for 1 July 1995 to 30 June 1996.....	60
Systematic List for 1 July 1996 to 30 June 1997 .....	99
Map of the Canberra region .....	139
Location of the COG Database grids.....	140
Garden Bird Survey sites 1995-96.....	141
Garden Bird Survey sites 1996-97.....	142
List of 'Unusual' Birds .....	143