

canberra bird notes

ISSN 0314-8211

Volume 27
Number 4
December 2002



W.T. Cooper 79.

Registered by Australia Post — Publication No, NBH 0255

CANBERRA ORNITHOLOGISTS GROUP INC

PO Box 301 Civic Square ACT 2608

2002-03 Committee

President	Barry Baker	6274 2402 (w)
Vice-President	Nicki Taws	6251 1879 (w/h)
Secretary	Doug Laing	6287 7700 (h)
Treasurer	Joan Lipscombe	6262 7975
Members	Barbara Allan	62546520
	Jenny Bounds	6288 7802 (h)
	Paul Fennell — Databases management -	6254 1804 (h)
	Jack Holland — Field trips —	6288 7840
	Sue Lashko -	6251 4485
	David McDonald - COG chat line -	6231 8904 (h)
	Julie McGuinness	6249 6491 (w)
	David Rosalky —	6273 1927
	Tanya Rough <i>Gang-gang</i> editor —	6161 0151 (h)

Other COG contacts

COG sales	Carol Macleay	6286 2624
Meetings (speakers)	Barbara Allan	6254 6520
Mulligans Flat Survey	Jenny Bounds	6288 7802
Office		6247 4996
Rarities Panel	Grahame Clark (Chairman), Barry Baker, Jenny Bounds, Mark Clayton and Dick Schodde; Barbara Allan (Secretary) 6254 6520	
Waterbird survey	Michael Lenz	6249 1109
Web pages	Mike O'Shaughnessy	6258 7130
Web site	www.canberrabirds.dynamite.com.au	

ANNUAL BIRD REPORT: 1 JULY 2001 TO 30 JUNE 2002

Canberra Ornithologists Group (COG)
PO Box 301, Civic Square, ACT 2608

INTRODUCTION AND OVERVIEW

The ABR

The Annual Bird Report (ABR) is a summary of all COG's records of birds occurring in the Canberra region during the year. Its purpose is to make this information readily available to all COG members and the general public, and to draw attention to any significant changes or trends in the distribution or abundance of species in the region.

COG's area of interest ('the Canberra region') is defined as the area bound by parallels of latitude 34° 45' and 36° 00' S and meridians of longitude 148° 40' and 149° 45' E (see Map 1, p. 197). This encompasses an area of 13,675 sq km, of which the ACT, at 2,357 sq km, is only 17.2%. For COG's purposes of record collection, the area is divided into a grid of 780 cells, each of 2.5 minutes of latitude and longitude. Each cell is identified by an alpha-numeric code: A-Z across the region from west to east and 1-30 from north to south (see Map 2, p. 198). Elevations in the ACT range from 450 m above sea level to 1,911 m at the top of Mt Bimberi, and the ACT proper is about 130 km from the sea.

Records included in this ABR derive from several sources: general records made by members either incidentally, while out bird-watching generally, or while atlassing; and records made during specific COG surveys including the Garden Bird Survey (GBS), the Woodland Survey (WOO), and the Waterbird Survey (WBS). Records for COG's area of interest from the Greening Australia Birdwatch Project are also included, as are records submitted directly to Birds Australia and provided to COG under an agreement with BA. As these latter

records do not contain abundance figures, abundance where relevant is represented by 'x' in the text; and breeding is generalised to 'br'.

COG asks that any sightings of birds considered to be 'unusual' in the Canberra region (see Appendix 1, p. 201) are fully described, preferably on an Unusual Bird Report Form, and submitted for assessment by the COG Rarities Panel. Only reports accepted by the panel become endorsed COG records. All records of 'unusual' birds in this ABR have been so endorsed unless specifically indicated otherwise.

The year in context

The ABR summarises the records held in the COG database but can not be considered a comprehensive or necessarily accurate reflection of the real situation. Talks at COG meetings by researchers from the Australian National University and the University of Canberra reveal for some species far more extensive abundances and breeding effort than is reflected in the ABR. Many factors influence the level and consistency of reporting of the many and varied bird species in the region. Several of the major variable influencing factors on this year's ABR are mentioned briefly here. The effects of these influences need to be taken into account when attempting any interpretation of the data in the ABR.

Geographical factors such as temperature, rainfall, and water levels in the main lakes of the region can have a very significant effect on bird demographics. Conditions were drier than normal for most of summer and autumn,

though February was particularly wet (see Appendix 2, p. 202). The lack of water in Lake George and the continuing extremely low water levels in Lake Bathurst this year have had a major effect on the number of species and individuals recorded at those lakes.

Summary and highlights

In 2001-02, 217 species of birds were recorded in our area. This total excludes unendorsed records, as well as those species such as the Cape Barren Goose which are regarded as semi-captive at Tidbinbilla NR, but includes probable aviary escapees,

Table 1. Comparative level of activity

Year	Species	Grid cells	Data sheets	Contributors
95-96	217	108	853	95
96-97	217	91	591	88
97-98	210	92	583	88
98-99	214	239	1076	115
99-00	206	288	1731	203*
00-01	215	435	2489	203*
01-02	217	327	1985	157

* combined total for 1999-2001

There has been a decrease in observer effort in 2001-02, after several years of significant increases brought about by the BA Atlas and the expanding Woodland Survey. There were 133 COG contributors and 24 contributors whose data were provided to COG by BA. To avoid double-counting, we have excluded from the list of BA contributors on p. 190 those COG members who also contributed records directly to COG.

In terms of coverage of our area, records were lodged for 327 grid cells (see Map 2, p. 198), representing 41.9% of the total. The most frequently surveyed grids were K16, K13, L14 and 115.

Amongst the positive results for 2001-02, a number of species were either more

numerous or more evident, possibly as a result of dry conditions inland. These included higher than normal numbers of Freckled Duck, an insurgence of up to 9 Pied Cormorants which frequented the various urban lakes for most of the year, the largest number of records of Nankeen Night Herons for many years, and a Little Bittern at Kellys Swamp in December and January, the first since 1994. Rails and crakes were also prominent, with Buff-banded, and Lewin's Rails and Baillon's Spotless and Australian Spotted Crakes all being recorded. A Black-tailed Native-hen at Kellys Swamp for several months was the first for the region since 1969. There were also several records of a Black Kite and Spotted Harrier.

Records of Swift Parrots, Channel-billed Cuckoos and a Spangled Drongo were also notable, and the Common Koel is now so regularly reported that it has been removed from the Unusual Birds List.

On the other hand, the increase in records of Spotted Turtle-Doves is reason for concern. Now is the time to act if anything is to be done to curb the establishment of this introduced pest species in the Canberra region.

Of the 174 species of birds reliably recorded as having bred in the COG region, 89 (51.1%) did so in 2001-02. This is well down on the 104 and 99 breeding species for 2000-01 and 1999-2000 respectively.

GBS overview

2001-02 was Year 21 of the Garden Bird Survey. This year the GBS covered 59 sites of which seven were new and seven of which have contributed every year. Also there was the highest proportion ever (91%) of continuing contributors. There were 2463 observer weeks, 141 species recorded, with 2543 records and average bird population of 79.2 birds per observer week. The range in the number of species recorded per chart was

from 18 to 98 but the average, at 43.1, was typical.

Breeding was recorded for 42 species from 47 sites. For the first time breeding, as evidenced by dependent young, was recorded for the Fuscous Honeyeater, although the actual nesting may have been outside the site.

Two new species were recorded, the Pied Cormorant and Princess Parrot, both of which could be described as incidentals. Every species which was recorded in all previous GBS was again recorded.

For the first time ever, the Sulphur-crested Cockatoo was the most common species. Also, the Common Myna was more abundant than the Common Starling. Significant increases in abundance were noted for the Collared Sparrowhawk, Common Bronzewing and Rose Robin, amongst others. Amongst the decliners the Rufous Whistler is probably the most notable example of a previously common species that this year ranked as 81 in the species list, among species normally regarded as uncommon in the GBS. The Crested Pigeon has shown signs of stabilisation after increasing for the previous ten years. Some species that were not recorded years ago, such as the Common Koel, Channel-billed Cuckoo, Spotted Turtle-Dove and White-headed Pigeon, are now becoming regular, though still in small numbers.

In 2000, COG with Urban Services, ACT Government, published *Birds of Canberra Gardens* based on the first 17 years of the GBS. This has been joined by Philip A. Veerman's (2003) *Canberra Birds: A Report on the first 21 years of the Garden Bird Survey*.

Philip Veerman coordinated the GBS and once again Kay Hahne did the greatest part of the GBS data input, for which we thank them.

Woodland Survey overview

In 1998, COG began systematic monitoring of bird species and abundance in a number of high conservation value Grassy Woodland locations in the ACT. This followed the declaration as 'threatened' under the ACT's Nature Conservation Act, of the Grassy Woodland community (Yellow Box/Red Gum alliance), and six bird species including Brown Treecreeper and Hooded Robin.

Six locations were initially selected in consultation with Environment ACT, three within Canberra Nature Parks (Mulligans Flat, Mt Majura and Red Hill) and three within rural leasehold properties (Gooroo, Symonston (Mt Mugga and Callum Brae) and Castle Hill). The following sites have since been added: Majura Firing Range (1998-99); Hall/Gold Creek, Newline and Tuggeranong Hill (all 2000); and Lambrigg (2001).

Data are collected systematically following protocols which have a sound statistical basis. Nine sub-sites (plots of 50 m radius), in habitat structures of low, medium and high are set up at each site, and surveys are conducted seasonally (four times a year). Each sub-site is surveyed for 10 minutes with all birds seen or heard recorded, and other birds outside the plot in the same habitat also being recorded. Surveys at Mulligans Flat (24 sub-sites) commenced in 1995, and include sites in Grassy Woodland as well as other habitats.

The data collected from these surveys provides comprehensive datasets which can be used to inform the management of remnant native woodlands, and to establish long-term monitoring programs for threatened species and inform their management under Action Plans for the species.

The most common species recorded during 2001-02 were Australian Magpie, Crimson

Rosella, Striated Pardalote, Weebill, Grey Fantail, Eastern Rosella, Galah, White-throated Treecreeper, and Sulphur-crested Cockatoo and Australian Raven. Species which could be expected to be more prevalent but which were rarely recorded during the surveys included Flame Robin, Fuscous Honeyeater, Rufous Songlark, Restless Flycatcher and Double-barred Finch.

A comprehensive analysis of the Woodland Survey was commissioned by COG from Ross Cunningham and will be made available shortly. With this in mind, this ABR has combined the WOO records with general records.

Waterbird Survey overview

Lake George was dry for the entire year and was not surveyed. Lake Bathurst partly filled again in February after being reduced to puddles for many months. Low water levels again prevented a significant build-up of underwater vegetation. Species numbers and abundance of waterbirds are closely linked to the under water plant productivity of the lake, so it is not surprising that there were no outstanding records.

Greening Australia Project overview

In February 2000 COG began surveys for 'Birdwatch', a Greening Australia project examining the the habitat values of revegetation.

The bulk of the surveys for this project were carried out in year 2002-2001, however it was always hoped that surveys at some of the sites would be continued as a long term monitoring program. In the year 2001-2002, 58 surveys were completed at 31 sites.

Highlights during the year included:

- 81 species in revegetation sites,
- new species recorded in revegetation including Satin Bowerbird, Rufous Fantail., Rose Robin and Little Corella.
- continued sightings of declining woodland species including Speckled Warbler, Hooded Robin, Dusky Woodswallow, Diamond Firetail and Superb Parrot, particularly in older and larger sites.

SYSTEMATIC LIST FOR 1 JULY 2001 TO 30

JUNE 2002 CASUARIIDAE: emu

Emu *Dromaius novaehollandiae* Uncommon, Breeding Resident
General: 4 records this year, all between Tidbinbilla Nature Reserve and Cotter Reserve, is fairly typical: 1/25 Aug Cotter Reserve GrG14, 5/25 Aug 'Tidbinbilla' (800m N of Tidbinbilla NR) GrG 17, 2/25 Nov near Pierces Creek Forestry Settlement GrG 15 (all PeH2), and 2/8 Jan near Pierces Creek Forestry Settlement GrG15 (LiT1).

PHASIANIDAE: quail

Stubble Quail *Coturnix pectoralis* Uncommon, Breeding Resident
General: : This year's 4 records represent a very low recording rate (cf an average of 14.6, range 5-43 over previous 10 years), particularly after the high of 43 records last year. 1/13 Dec Ainslie saddle GrG17 (ScB2), 1/3 Feb Bumbalong River GrL27, and 1/20 Apr and 3/27 Apr both Coolman Ridge GrI15 (all HoJ1).

GBS: 1 record of a single bird from a site in Stirling GrJ15 in 1wk Feb (JoD1).

Brown Quail *Coturnix ypsilophora* Uncommon, Breeding Resident
General: 4 records this year is low but not unusual (cf average of 5.8, range 2-14, over previous 10 years): 7/23 Sep Rocky Knoll LGin GrJ12 and 2/23 Sep Diddams Close LGin GrJ12 (both AlB1), 1/9 Dec Tin Hut dam GrO18 (CaN1) and 1/20 Feb Hall TSR GrJ10 (FyM1).

GBS: 1 record of a single bird from a site in Curtin GrJ14 in 3wk Jul (AJR1).

Indian Peafowl *Pavo cristatus* Escapee
General: A record of a single bird on 24 Oct, 4.5 km west of Bungendore GrR12 (DeD2). Such records are bound to be of either escaped or wandering domestic birds.

ANATIDAE: ducks, swan

Plumed Whistling-Duck *Dendrocygna eytoni* Vagrant
 No records this year. Last recorded Oct 1998.

Blue-billed Duck *Oxyura australis* Rare, Breeding Visitor

General: 6 records of up to 4 birds from 2 grid cells, no records during the winter months. Recording frequency similar to previous years. The only record not from Fyshwick Sewage Ponds GrL14 was from Briars Sharrow Rd. GrR15 (DeD2).

Musk Duck *Biziura lobata* Uncommon, Breeding Resident

General: 20 records from 6 grid cells, recorded throughout the year. 12 records from Googong Dam GrO1 8, similar to last year. A single breeding record: dy/31 Oct from CSR Readymix Wetlands GrS 12 (DeD2).

Freckled Duck *Stictonetta naevosa*

Uncommon, Visitor

General: 9 records: 7 from LBath or The Morass (WBS) between Dec and Jun, the greatest number being 46 on 29 Apr GrY8 (LeM1); and records of 1/16 Dec (Boil) and 2/18 Dec, Kellys Swamp GrL14 (PeH2), Also 5 unendorsed records. The 42 birds recorded at The Morass on 16 Dec were 'mostly immatures' (LeM 1),

Black Swan *Cygnus atratus*

Common, Breeding Resident

General: 75 records (incl 23 WBS) from 17 cells, including 8 breeding records from 5 cells, which is similar to last year. 9 breeding records, all dy, one 3 Jul, the remainder between 3 Nov and 29 Jan,

	Jul	Aug	Sep	Oct	Nov	Dec	Jan	Feb	Mar	Apr	May	Jun
LBath	0	78	615	1180	990	605	680	380	621	270	390	457

GBS: 1 record of 4 birds, Feb, Melba, GrJ12, (MoM 1).

Australian Shelduck *Tadorna tadornoides*

Unommon, Breeding Migrant

General: 33 records (incl 20 WBS) from 15 cells, most commonly from the LBath/The Morass area, Maximum non-WBS 19/29 Jan CSR Readymix Wetlands GrS12 (DeD2).

	Jul	Aug	Sep	Oct	Nov	Dec	Jan	Feb	Mar	Apr	May	Jun
LBath	0	13	6	21	28	0	0	0	59	6	3	24

Australian Wood Duck *Chenonetta jubata*

Common, Breeding Resident

General: 308 records (incl 6 WBS and 36 WOO: CAS (2), HAL (5), MAJ (7), MUF (5), NLQ (12), Sym (5)) from 116 cells (15% of total cells). Largest aggregation 157/ 11 Jan, The Morass (WBS), As in previous years the most widely reported waterfowl with 19 breeding records (mainly dy) reported from 9 cells. Reporting rate similar to last year,

GBS: Records from 15 sites, most common during the winter and spring months with breeding recorded from Yarralumla (CCR1) and ANU (PeH2).

Mallard *Anas platyrhynchos*

Rare, Breeding Resident

General: : 7 records from 4 cells (4 from LTug GrJ16, and 1 from each of LBG GrL14, Royalla GrL19 and Lyneham GrL13). Note: the wild Mallard is very rarely reported in Australia and there is every possibility that these records are of feral domestic Mallards.

There were 3 other records of 'domestic ducks, 2 from LBG and 1 from Uriarra

Crossing GrG13, as well as a single record of a Muscovy Duck from LGIN GrJ12.

Pacific Black Duck *Anas superciliosa*

Common, Breeding Resident

General: : 188 records (incl 13 WBS and 5 WOO: GOO (1), MUF (4)) from 55 of the 780 (7%) cells. Fewer records than last year from 33% fewer cells, possibly indicating a contracted distribution. Largest aggregation 54/ 8 Nov ANU. Breeding (11 records) was recorded from only 5 cells, representing a three-fold decrease from the previous year.

GBS: Records from 9 sites, most common during winter and spring months. Records of breeding from Yarralumla (CCR1), Curtin (AJR1) and Campbell (LJT1).

Australasian Shoveler *Anas rhynchos*

Uncommon, Breeding Visitor

General: 48 records (incl 17 WBS) from 11 cells. Largest numbers were from WBS counts at **Kellys Swamp JWNP (PeH2)**. **Other** records <29 birds, n —

WBS	Jul	Aug	Sep	Oct	Nov	Dec	Jan	Feb	Mar	Apr	May	Jun
LBath	0	168	12	86	0	12	39	53	138	235	135	68

Grey Teal *Anas gracilis*

Common, Breeding Resident

General: 104 records (incl 24 WBS and 4 WOO: MUF (3), NLQ (1)) from 26 cells with breeding recorded from 1 cell, a slight increase in reporting rate from the two previous years. Just 2 breeding records, both of dy, from Kellys Swamp and Fyshwick Sewage Ponds, both GrL14 (BoJI, PeH2),

WBS	Jul	Aug	Sep	Oct	Nov	Dec	Jan	Feb	Mar	Apr	May	Jun
LBath	75	236	545	1232	290	360	900	31	1471	2353	<u>1290</u>	1200

GBS: Records from 1 site, Curtin (AJR1).

Chestnut Teal *Anas castanea*

Common, Breeding Resident

General: 36 records (incl 14 WBS) from 10 cells, 13 of them from Kellys Swamp/Fyshwick Sewage Ponds GrL14. No breeding. A similar reporting rate to last year but up from the year before that.

WBS	Jul	Aug	Sep	Oct	Nov	Dec	Jan	Feb	Mar	Apr	May	Jun
LBath	0	19	4	12	0	3	6	0	12	16	1	14

Pink-eared Duck *Malacorhynchus membranaceus*

Common, Visitor

General: : 29 records (incl 9 WBS) from 5 cells, mainly from Kellys Swamp, Fyshwick Sewage Ponds and LBath/The Morass. As expected no breeding records. An increase in the reporting rate from recent years.

WBS	Jul	Aug	Sep	Oct	Nov	Dec	Jan	Feb	Mar	Apr	May	Jun	
LBath	0	12	0	134		15	168	116	0	0	142	0	2

Hardhead *Aythya australis*

Uncommon, Breeding Visitor

General: 64 records (incl 10 WBS) from 22 cells, One breeding record: dy/31 Oct CSR Readymix Wetlands GrS 12 (DeD2). An increase in the reporting rate from last year which was twice that of the previous year and now more widely reported from the COG region.

WBS	Jul	Aug	Sep	Oct	Nov	Dec	Jan	Feb	Mar	Apr	May	Jun	
LBath	0	9	250	599		13	8	8	0	0	3	1	0

PODICIPEDIDAE: grebes**Australasian Grebe** *Tachybaptus novaehollandiae*

Common, Breeding Resident

General: 90 records (incl 5 WOO: all MUF) from 36 grid cells. The number of records reported have declined after steadily increasing over four years (39 records in 1997-98, 88 in 1998-99, 93 in 1999-00, 124 in 2000-01), The records were widely distributed over the region and reported in all seasons: spring (23), summer (28), autumn (20), winter (18). Largest: 50/25 May Lake Springfield, Nanima Rd GrJ8 (LaS1), 40/28 Feb Tin Hut Dam GrO18 (CaN1). 7 breeding records: first on/19 Oct), last dy/7 Apr both Wellmans Corner GrI 1 1 (HaK1).

Hoary-headed Grebe *Poliiocephalus poliocephalus*

Common, Breeding Resident

General: 40 records (including 10 WBS and 1 WOO: MUF) from 9 grid cells. More were reported in spring (12) and summer (18), than in autumn (8) and winter (2). Most

Great Crested Grebe *Podiceps cristatus*

Rare, Breeding Visitor

General: 5 records: 5/1 Oct The Morass GrZ8 (WBS), 1/31 Oct CSR Readymix, Bungendore GrS12 (DeD2), 1/18 Dec (2 records), and 1/14 Jan Warrina Inlet, LBG GrJ14 (McD1, PeH2, MoM3).

ANHINGIDAE: darter**Darter** *Anhinga melanogaster*

Uncommon, Breeding Visitor

General: 37 records (Mel 1 WOO: MUF) from 13 grid cells. This is the largest number of records ever reported for this category. Of these records, 14 came from LBG and its environs (including JWNP) and 8 from LGIN and its environs. The remainder came from various sites in and around Canberra. Largest: 6/24 Mar LGIN GrJ 12 (AIB 1), 5/5 Jan Grevillea Park LBG GrL14 (McD1). 1 breeding record: dy/25 Oct LTug GrJ16 (JoD1).

GBS: 1/2wk May Belconnen GrJ12 (LeA1).

PHALACROCORACIDAE: cormorants**Little Pied Cormorant** *Phalacrocorax melanoleucos*

Common, Breeding Resident

General: 88 records (incl 1WBS and 1 WOO: MUF) from 37 grid cells. The numbers of records and grid cells are slightly down on last year's 95 records from 40 grid cells. The records were again widely distributed through COG's area of interest. More were reported in spring (26) and summer (29), than in autumn (14) and winter (19). Of the 73 records which provided details of the number of birds observed, there were 3 records of 15 and 1 of 13 birds from various sites, the remaining records were all 6 or fewer.

GBS: 6 records of single birds from a site in Curtin in Dec, Jan, Feb and May, and 1 record of a single bird from a site in Kambah in Jun.

Pied Cormorant *Phalacrocorax varius*

Rare, Visitor

During the year there were 6 endorsed records of this species which is usually a rare visitor to COG's area of interest. Information on the sightings of this species in the ACT up to the end of the ACT Bird Atlas Project on 31 Aug 1989 is described in Taylor and COG (1992). In the intervening 12 years there have been only 4 records of single birds from COG's area of interest (LGeo in Oct 91, Jun 92 and Jan 95, and Casuarina Sands in Feb 01).

General: 6 records: x/9 Aug LTug GrJ16 (David Everitt); 1/11 Aug; 9/28 Nov; 5/17 Jan; 5/3 Jun all N end LTug GrJ16, PeH2); 2/12 May LGIN GrJ12 (A1B1). Also 5 records which were not submitted for endorsement.

GBS: 1 record: 2/2wk Jun Weetangera (WoD1).

Little Black Cormorant *Phalacrocorax sulcirostris*

Common, Breeding Resident

General: 61 records (Mel 1 WOO: MUF) which is close to the large number of 67 records in 1999-00. These came from 26 grid cells which is considerably more than 1999-00 (16 grid cells). They were widely distributed through COG's area of interest and only 35 (58%) came from Canberra's urban lakes and wetlands compared with 61 (91%) in 1999-00. As in previous years, more were reported in spring (15) and summer (31), than in autumn (11) and winter (4). Largest: 26/17 Feb Tin Hut Dam, S end Googong Dam GrO18 (CaN 1), 14/28 Nov N end LTug GrJ16 (PeH2).

GBS: 1/4wk May Kambah GrJ16 (PeH2).

Great Cormorant *Phalacrocorax carbo* Common, Breeding Resident

General: 50 records (incl 3 WOO: MUF (2); NLQ (1)) from 25 grid cells which is back to the high level of reporting in 1999-00. They were widely distributed through COG's area of interest. Most were again reported in spring (18) and summer (23), with few in autumn (5) and winter (4). 24 of the records came from Canberra's urban lakes and wetlands. 36 records provided details of the number of birds seen: the largest was 8/13 Jan, 6/24 Mar, LGin GrJ12 (A1B1); the remainder were <5, the majority (22) being of single birds.

GBS: 11 records from 4 sites: 5 records from 1 site in Curtin (largest 6 birds); 1 from 1 in Kambah; 1 from 1 in Downer; and 4 from 1 in Belconnen.

PELECANIDAE: pelican**Australian Pelican** *Pelecanus conspicillatus* Common, Visitor

General: 41 records (incl 4 WBS) from 11 grid cells. After last year's low of 17 records, this total is closer to those of previous years. 32 of the records came from Canberra's urban lakes and wetlands (24 from JWNP and LBG). Most were reported in spring (10) and summer (26), with few in autumn (1) and winter (4). Largest 26/30 Dec, 23/10 Dec both JWNP GrL14 (McJ4, GoJ3), 21/1 Oct The Morass S GrZ8 (LeM1).

GBS: 11 records of up to 8 birds from 7 sites across Canberra.

ARDEIDAE: herons, egrets, bitterns**White-faced Heron** *Egretta novaehollandiae* Common, Breeding Resident

General: 119 records (incl 7 WBS and 4 WOO: 3 MUF, 1 TUG) from 52 grid cells which were widely distributed over COG's area of interest. The number of records is back to the lower levels of 1998-2000 and considerably less than last year's exceptionally high 155 from 73 grid cells. Largest numbers were 25/25 Mar The Morass (WBS); from other sites 9/26 Jan, 6/9 Mar both Tin Hut Dam GrO18 (CaN1); 7/16 Dec JWNP GrL14 (BoJI). For most of the year only single birds are encountered.

GBS: 56 records from 8 sites which is similar to the reporting level of recent years, most (32) again came from a site in Curtin GrJ 14 (AJR 1) where it was recorded throughout the year. The number of birds varied from 1 to 6, with 39 of the records being for 1 bird only.

Little Egret *Egretta garzetta* Rare, Visitor

No records in 2001-02. Last recorded in Jun 1998.

White-necked Heron *Ardea pacifica* Uncommon, Breeding Visitor

General: 29 records (incl 6 WBS) from 22 grid cells scattered over COG's area of interest which is similar to the last 3 years' level of reporting. There was one record of 8 birds on 29 Apr The Morass (WBS); 3 records of 2 birds, 15 of 1, and 10 unspecified.

GBS: 1/3wk Aug, 1/3wk Dec both Curtin GrJ14 (AJR1).

Great Egret *Ardea alba*

Uncommon, Visitor

General: : 13 records (incl 1 WBS) from 9 grid cells scattered over COG's area of interest which is similar to the last 2 years' level of reporting, With the exception of 2/1 Oct The Morass S GrZ8 (LeM1), all records were for single birds (9 records) or x (3 records). Birds were observed throughout the year with the majority (7 records) in summer.

GBS: 1/1wk Feb, 2/2wk Feb, 1/3wk Feb all Curtin GrJ14 (AJR1), 1/5wk Jan Belconnen GrJ12 (LeA1).

Intermediate Egret *Ardea intermedia*

Rare, Visitor

General: 1 record from the WBS: 1/1 Oct LBathE (LeM1). Plus 2 unendorsed records.

Cattle Egret *Ardea ibis*

Uncommon, Visitor

General: 7 records this year, a slight increase on the low numbers of the last 3 years. All 7 records came from JWNP: 2/11 Oct; 2/14 Oct; x/14 Dec; x/16 Dec; 1/26 Dec; x/26 Apr; 1/22 Jun. These may be repeat sightings of the same birds.

GBS: 2 records: 4/4wk Mar Gilmore GrK17 (GrB1), 5/4wk Apr Curtin GrJ14 (AJR1).

Nankeen Night Heron *Nycticorax caledonicus*

Uncommon, Breeding Visitor

General: 17 records (incl 1 WBS) of 1, 2 or x birds from 10 grid cells. Following on last year's increase this is the largest number of records since the completion of the ACT Bird Atlas Project in 1989-90. 7 of these records were from JWNP from 16 Dec to 30 Jan and were probably sightings of the same individuals,

Little Bittern *Ixobrychus minutus*

Rare, Visitor

General Four records, the first since 3 Nov 1994: 1/10 Dec (2 records); 1/17 Dec; 1/3 Jan all JWNP GrL 14 (PeH2, GoJ3, McJ4). They are most likely repeat sightings of the same bird.

Australasian Bittern *Botaurus poiciloptilus*

Rare, Visitor

General: No records in 2001-02. Last recorded 27 Jun 2001.

THRESKIORNITHIDAE: ibises and spoonbills**Glossy Ibis** *Plegadis falcinellus*

Rare, Visitor

No records in 2001-02. Last recorded 1 Nov 1999.

Australian White Ibis *Threskiornis molucca*

Common, Breeding Resident

General: 59 records (incl 4 WBS and 3 WOO: MUF, SYM, RED) from 26 grid cells is similar to last year's high reporting rate. Most came from the low elevations, with the majority being reported in spring (17) and summer (32), with few in autumn (5) and winter (5), Largest numbers were 300/26 Jan JWNP GrL14 (McJ4), all others were 60 or less.

GBS: 50 records from 12 sites is the second largest number reported, exceeded only by last year's 62 records from 11 sites, Abundance has reached a new high level of A=0.6638. As with the General records the majority were reported in spring (11) and summer (22), with fewer in autumn (12) and winter (5). As in the previous 3 years large numbers have been reported from 2 sites in Holt where numbers of up to 350 birds were recorded, most of them in spring and summer. With the exception of 80/5wk Oct Fadden GrK16 (RoP1); all other records were for 30 or fewer birds.

Straw-necked Ibis *Threskiornis spinicollis* Common, Visitor
General: 34 records (incl 5 WBS and 2 WOO: MUF, NLQ), the largest number since 199495 (39). The 34 records came from 22 grid cells scattered over the COG region with only 6 coming from suburban Canberra. Details of the number of birds seen were included with 28 of the records, the largest were 140/22 Jun JWNP GrL14 (PeH2), 80/1 Jul 4 km WNW Bowning GrC1 (ArM2), 70/13 Mar St Vincent's Primary School oval, Aranda GrJ13 (HaK1), all others <56. These are some of the largest groups reported in this category since 1993-94.

GBS: 65 records from 20 sites is the largest number reported since 1997-98 when there were 130 records from 22 sites. 57 of the records were reported from Jan to Jun. As has been the case in previous years, most of the records came from suburbs south of LBG (47) and Queanbeyan (8), 28 coming from two sites in Curtin and Kambah. Largest 55/1wk Apr, 47/2wk Feb both Curtin GrJ14 (AJR1), all others <31.

Royal Spoonbill *Platalea regia* Uncommon, Visitor
General: 27 records (incl 7 WBS) of which 17 came from JWNP between 9 Dec and 26 Mar when from 1 to 6 birds were seen. Others included: 18/25 Mar The Morass N GrZ7 (LeM 1); x/21 Oct, 1/27 Jan Rose Lagoon GrU4 (McJ4); x/24 Apr Bendoura GrX19 (Illawarra BOC).

Yellow-billed Spoonbill *Platalea flavipes* Uncommon, Visitor
General: : 31 records (incl 14 WBS) from 12 grid cells scattered over COG's area of interest, Reported in all months. 9 records came from JWNP during 24 Dec to 3 Feb when from 1 to 4 birds were seen, Largest: 30/25 Mar The Morass GrsZ7/8 (LeM1).

ACCIPITRIDAE: kites, harriers, goshawks, eagles

Black-shouldered Kite *Elanus axillaris* Uncommon, Breeding Resident
 A rising trend in abundance of this species over the last three years, from a total of 18 records in 1999-2000 and 62 in 2000-01 to 101 this year, is probably more a reflection of the increased reporting of incidental sightings than of any increase in abundance.

General: 59 records, mostly of single birds, 9 records of 2 birds, in all months, from areas of open grassland, No breeding reported.

GBS: 42 records of 1-3 birds from 7 sites; regularly seen at only one site in Curtin (AJR1),

Black Kite *Milvus migrans* Rare, Visitor
General: 2 records, of probably the same individual, on successive days in January, from Belconnen tip GrH12 (LeB1) and Kambah Pool GrI16 (VeP1).

Whistling Kite *Haliastur sphenurus* Uncommon, Breeding Resident
General: 4 records of single birds, one from each season, from rural areas. Continues the low recording rate of the previous year.

GBS: 2 records, from outer suburbs: 1/4wk Jan Dunlop (BaJ1) ; 2/2wk Mar in Curtin (AJR1).

Spotted Harrier *Circus assimilis* Rare, Visitor
General: 3 endorsed records, all from Fyshwick Sewage Ponds or Kellys Swamp; 1/ 23 Aug (JoD1), 1/4,9 Sep (RuB1). Also 2 unendorsed records.

Swamp Harrier *Circus approximans* Uncommon, Breeding Resident
General: 8 records from the usual wetland haunts to the north and east of our region, between Oct-May; 4 of single birds, one of 4/27 Jan Rose Lagoon GrU4 (McJ4). No breeding recorded,

Brown Goshawk *Accipiter fasciatus* Common, Breeding Resident
 A considerable drop in records for this generally common species, from 92 in 2000-01 and 53 in 1999-2000. Within historical range, however.
General: 26 records (incl. 4 WOO: GOO (1); HAL (2); SYM (1) all of single birds except one record of a pair, apparently defending an urban territory, 13 Nov, GrI12 (A1B1) and a series of records of a pair breeding at Oaks Estate in Dec, culminating in 2dy/28 Dec (DaG2). **GBS:** 19 records from 14 widely dispersed sites, of 1-2 birds. No records between 4wk Sep and 4wk Dec. •

Grey Goshawk *Accipiter novaehollandiae* Rare, Visitor
General: One unendorsed record. Most recent endorsed record May 2000.

Collared Sparrowhawk *Accipiter cirrhocephalus* Common, Breeding Migrant
General: 16 records, from both urban and woodland sites, including 6 from (CAS (2), NLQ (1), RED (1), SYM (1) and TUG (1)). All of single birds except 2/ 3 Mar Symonston GrL15 (McD1). No breeding records.

GBS: 89 records throughout the year of 1-3 birds, from 20 widely dispersed sites; regular in Curtin (AJR1). No breeding reported. Numbers consistent with previous year.

Wedge-tailed Eagle *Aquila audax* Common, Breeding Resident

General: 72 records (incl 2 WOO: GOO; TUG) 21 of them being of 2-4 birds, from all areas including urban Canberra and from all months of the year. Numbers within historical parameters. No breeding reported.

GBS: 25 records of 1-2 birds, from 13 sites, 10 of them southside.

Little Eagle *Hieraaetus morphnoides* Uncommon, Breeding Resident
General: 15 records (incl. 3 WOO: SYM (2); MUL (1)) of 1-2 birds, in most months, from the urban fringes and beyond. No breeding records. Numbers consistent with previous years, **GBS:** 12 records, mainly in summer months, of 1-2 birds from 5 sites.

FALCONIDAE: falcons, hobby, kestrel

Brown Falcon *Falco berigora* Uncommon, Breeding Resident
General: 39 records (none from WOO) in all months of the year, of between 1-3 birds. From rural areas and urban-rural interface. No breeding records.
GBS: 9 records of 1-2 birds, from 2 sites in Curtin and Melba in late autumn and winter. No records between 3wk Sep and 3wk Mar.

Australian Hobby *Falco longipennis* Common, Breeding Migrant

General: 13 records (incl. 1 WOO: NLQ) of single birds, Oct-Mar. No breeding records. **GBS:** 87 records of 1-2 birds, from 23 sites. The most commonly recorded raptor in the GBS, with a reporting rate broadly consistent with recent years. Recorded throughout the year, with the heaviest concentration over the summer months. No breeding records.

Grey Falcon *Falco hypoleucos*

Rare, Visitor

No records. Last recorded 1969.

Black Falcon *Falco subniger*

Rare, Visitor

One unendorsed record.

Peregrine Falcon *Falco peregrinus*

Uncommon, Breeding Resident

General: 10 records, of 1-2 birds, mainly from the south and east of the city. One bird, dubbed 'Percy' by his admirers in the Australian Customs Service, was regularly recorded perching on a building in Civic between 22 Jan and 7 May. Breeding: on/6 Sep, Murrumbidgee River GrI16 (LiJ1). Given the Canberra-based research evidence on breeding peregrines in the ACT, the species is clearly under-reported.

GBS: 8 records from 7 sites, in spring and autumn.

Nankeen Kestrel *Falco cenchroides*

Common, Breeding Resident

This species continues to be the most commonly reported bird of prey in the Canberra region, by a considerable margin. Numbers down from 2000-01, but consistent with 1999-2000, **General:** 127 records (incl. 11WOO: SYM (3); TUG (3); HAL (2); GOO (1); NLQ (1); RED (1)) of 1-4 birds, widespread throughout the region, and in most months of the year. Breeding: nb/28 Sep Burra GrM21 (AnI1); dy/11 Dec Armours Rd GrL1 (DeD2); dy/16 Dec Symonston GrL15 (DaG2); br/16 Dec Callum Brae GrL15 and Macarthur horse paddocks GrL16 (BaB1). **GBS:** 11 records of 1-2 birds from 6 sites, none later than 1wk Feb.

RALLIDAE: rails, crakes, swamphen, moorhen, coot**Buff-banded Rail** *Gallirallus philippensis*

Uncommon, Breeding Migrant

General: 9 records this year represents a good reporting rate, and makes the sixth year in the past eleven with records. Seven of the records were of a single bird (same individual?) at Kellys Swamp JBWL GrL14 between 10 Dec and 20 Jan. The other two records were 1/17 Dec 10 km SE Murumbateman GrK7 (TaN1) and 1/19 Dec Melba Playing Fields GrJ12 (Ian Cowan).

Lewin's Rail *Rallus pectoralis*

Rare, Breeding Visitor

General: A single dead bird from Ngunnawal GrK11 on 17 Feb (ZwM1). This is the second year in a row that this species has been recorded, though still only the third record in 11 years.

Baillon's Crake *Porzana pusilla*

Rare, Visitor

General: : 4 records this year, making it the fifth year in the last eleven with records. One winter record: 5/1 Jul Gearys Gap GrQ9 (DaC1); the others all in Jan: 1/9 Jan nr Gunning GrO8 (JoM2) and 2 records of single birds at Kellys Swamp GrL14 on 18 and 20 Jan (MoM3, GoJ3).

Australian Spotted Crake *Porzana fluminea* Rare, Breeding Resident
General: 7 records this year, the first since 1998-99, making this the seventh year in the past eleven with records. This year's records were all of single birds from Kellys Swamp JBWL GrL14 between 12 Jan and 1 Feb (MoM3, GoJ3, McJ4, WaJ2).

Spotless Crake *Porzana tabuensis* Rare, Breeding Resident
General: After no records for the 6-year period 1991-97, there have been records for 4 of the past 5 years, including 4 records this year: 1/31 Oct Bungendore Sands GrS11 (DeD2); 1/20 & 28 Jan Kellys Swamp GrL14 (GoJ3, MoM3); and 1/2 Jun ANU campus GrK13 (PeH2).

Purple Swamphen *Porphyrio porphyrio* Common, Breeding Resident
General: 91 records from throughout the year, generally of fewer than 20 birds but occasional records of more including two of 40 birds from Kellys Swamp in Dec and Jan, Mainly from the urban lake systems (LBG and environs incl JBWL and ANU (66), LGin (10), LTug (5)), also 1 from 'Uriarra' dam GrF13, 1 from 'Bendoura' GrX19 and 8 from around Bungendore and Goulburn in the NE corner of the region. 12 of these records indicated breeding: co/16 Oct ANU (PeH2), nb/21 Oct LGin (A1B 1) and 10 records of dy between 25 Oct and 15 Jan from ANU, Kellys Swamp, LTug and LGin (PeH2, JoD1, BoJ1, A1B1).

Dusky Moorhen *Gallinula tenebrosa* Common, Breeding Resident
General: 103 records from throughout the year, generally of less than 15 birds but occasional records of more including three of 30 birds from Kellys Swamp in Dec and Jan. Mainly from the urban lake systems (82 records) but with 21 records from various locations scattered across the region, Breeding (dy) was recorded just six times, between 3 Nov and 4 Jan, from Kellys Swamp (PeH2, BoJ1), LGin (A1B1), Tidbinbilla NR (Robert Cook) and Yass (HoJ1).
GBS: 4 records of single birds between 4wk Mar and 2wk May from Curtin (AJR1).

Black-tailed Native-hen *Gallinula ventralis* Rare, Visitor
General: 18 records of a single bird, undoubtedly the same individual, at Kellys Swamp JBWL GrL14. First recorded 22 Sep (RuB1), then 2 Oct (McD1), followed by a further 16 records by various observers between 10 Dec and 3 Feb. This is the first time this species has been recorded in COG's area of interest since an 'irruption' of two birds, at the same location but prior to the development of the wetlands, in Jan and May 1969 (Wilson 1999).

Eurasian Coot *Fulica atra* Common, Breeding Resident
General: : 138 records from throughout the year (incl 12 WBS), 21 of them with over 100 birds, the largest WBS estimate being 1130/25 Nov The Morass and the largest elsewhere 500/ 12 Aug Googong Dam GrO17 (VeP1). Of the total records, 84 (61%) were from the main urban lakes systems, with others being widely scattered across the region where suitable bodies of water exist. There were no records of breeding by this species this year.

WBS	Jul	Aug	Sep	Oct	Nov	Dec	Jan	Feb	Mar	Apr	May	Jun
LBath	0	8	315	450	1130	536	700	485	850	660	0	0

TURNICIDAE: button-quail

Painted Button-quail *Turnix varia* Rare, Breeding Resident
General: A single semi-urban record: 2/1 Nov Stirling Park ridge GrK14 (ZwM1).

SCOLOPACIDAE: snipe, sandpipers and allies

The dry conditions of the LGeo-LBath systems meant that very few waterbirds were recorded this year, many of the less common visitors being completely absent. These included: **Bar-tailed Godwit** (last recorded Oct 1996), **Little Curlew** (last recorded Oct 1997), **Ruddy Turnstone** (last recorded Dec 1999), **Red Knot** (last recorded Nov 1999 at Fyshwick Sewage Ponds, a first record for the ACT, but last WBS record was Oct 1996), **Pectoral Sandpiper** (last recorded Oct 1997), and **Buff-breasted Sandpiper** (last recorded Sep 1997).

Latham's Snipe *Gallinago hardwickii* Uncommon, Migrant
General: 34 records (incl 2 WBS) from 13 grid cells. This is the largest number reported for many years and represents a five-fold increase over last year, from twice the number of cells, and a large increase compared with 1999-2000 when there were only 2 general records. Despite the recording rate, the number of individuals was not exceptional. Kellys Swamp (GrL14), with 19 of the records, continues to be the hot spot for this species, where a maximum of just 7 birds was reported. The largest number reported was 15/27 Jan Rose Lagoon GrU4 (McJ4).

Common Greenshank *Tringa nebularia* Uncommon, Migrant
 No records. Most recently recorded Sep 2000.

Marsh Sandpiper *Tringa stagnatilis* Rare, Migrant
General: 2 WBS records: 1/23 Sep and 2/ 16 Dec The Morass GrZ8 (DoM1). Previous last record Mar 2000.

Common Sandpiper *Actitis hypoleucos* Rare, Migrant
 No records. Last recorded Feb 2001.

Red-necked Stint *Calidris ruficollis* Rare, Migrant
General: 2 WBS records: 2/31 Aug and 31/25 Mar LBathE GrY8 (LeM1).

Sharp-tailed Sandpiper *Calidris acuminata* Common, Migrant
General: 5 records (4 WBS): 1/25 Aug Kelly's Swamp GrL14 (PeH2) and records of 2-11 birds at The Morass between Nov and Mar (WBS).

Curlew Sandpiper *Calidris ferruginea* Rare, Migrant
General: 1 WBS record: 4/11 Jan The Morass S GrZ8 (LeM1).

RECURVIROSTRIDAE: stilts, avocet

Black-winged Stilt *Himantopus himantopus* Uncommon, Breeding Visitor
General: 32 records (incl 14 WBS) from 5 cells, incl 17 records from Kelly's Swamp/ Fyshwick Sewage Ponds GrL14 where it has not been reported since 1997-98. Largest numbers of individuals reported from LBath (WBS), all others of 1-3 birds except 7/21 Feb West Basin LBG Gr K13 (ScA1).

WBS	Jul	Aug	Sep	Oct	Nov	Dec	Jan	Feb	Mar	Apr	May	Jun
LBath	0	5	33	61	49	90	124	22	30	33	4	0

Banded Stilt *Cladorhynchus leucocephalus* Vagrant
No records. Last recorded Feb 1998.

Red-necked Avocet *Recurvirostra novaehollandiae* Rare, Visitor
General: 2 records: 3/23 Dec Kelly's Swamp GrL14 (McD1), the first since Mar 1998; and 1/29 Apr LBath E (LeM1) (WBS).

CHARADRIIDAE: plovers, dotterels, lapwings

Pacific Golden Plover *Pluvialis fulva* Rare, Migrant
General: A single record: 5/1 Oct LBathE GrY8 (LeM1) (WBS).

Red-capped Plover *Charadrius ruficapillus* Common, Breeding Resident
General: 6 records (all WBS) from LBath GrY8, from Aug to Apr. Numbers ranged from 1/1 Oct to 135/29 Apr (LeM1).

Double-banded Plover *Charadrius bicinctus* Uncommon, Migrant
General: 2 WBS records, 23/25 Mar, 77/29 Apr, both LBathE GrY8 (LeM1).

Black-fronted Dotterel *Elsyornis melanops* Uncommon, Breeding Resident
General: : 34 records (incl 1 WOO: MUF) from 14 cells, a similar reporting rate to last year. Most records of 1-4 birds, but also 6/18 Apr CSR Readymix wetlands GrS12 (DeD1), 9/25 May L Springfield GrJ8 (LaS 1) and 14/ 1 May Fyshwick sewage ponds GrL 14 (PeH2).

GBS: 1 record from 1 site of 1 bird at Curtin (AJR1).

Red-kneed Dotterel *Erythrogonys cinctus* Uncommon, Visitor
General: 10 records (incl 3 WBS) of 1-4 birds, 6 of them from Kelly's Swamp GrL14 in Jan/Feb, also 1/23 Sep, 3/25 Nov and 4/16 Dec, all The Morass GrZ8 (WBS) and 1/18 Apr CSR Readymix wetlands GrS12. An increase from the single record last year and nil the year before that.

Banded Lapwing *Vanellus tricolor* Rare, Breeding Visitor
General: 2 WBS records: 48/1 Oct and 1/29 Apr LBathE GrY8 (LeM1). The number of individuals recorded in Oct was the highest since Dec 1999.

Masked Lapwing *Vanellus miles* Common, Breeding Resident
General: 122 records (incl 25 WBS and 1 WOO: MUF) from 46 (6%) of cells, a slight decrease from last year. As in previous years breeding observations are well under represented with only 3 records: dy/15 Oct Belconnen GrJ12 (LeA1); br/ 16 Oct Parkes GrL14 (Vicki-Jo Russell); and dy/27 Oct Mt Clear GrI27 (GoJ3).

WBS	Jul	Aug	Sep	Oct	Nov	Dec	Jan	Feb	Mar	Apr	May	Jun
LBath	2	26	18	53	16	30	30	44	98	116	35	72

GBS: Recorded from 25 sites with breeding at one site in Queanbeyan (WaK1).

LARIDAE: gulls and terns

Silver Gull *Larus novaehollandiae* Common, Breeding Resident

General: 54 records (incl 22 WBS) from 14 cells, little change from last year.

WBS	Jul	Aug	Sep	Oct	Nov	Dec	Jan	Feb	Mar	Apr	May	Jun
LBath	0	1150	226	510	125	38	32	16	71	72	0	66

GBS: Recorded from 2 sites Curtin (AJR1) and Belconnen (LeA1).

Whiskered Tern *Chlidonias hybridus* Rare, Breeding Visitor

General: 2 WBS records: 8/25 Nov and 29/16 Dec The Morass GrsZ7,8 (DoM1).

COLUMBIDAE: pigeons and doves

Rock Dove *Columba Livia* Common, Breeding Resident

General: This year, of the 43 records (90 last year), only 2 (Yass and Gunning) were from outside the Canberra - Queanbeyan urban areas, and more than half were from a site on the ANU campus GrK13 (PeH2). Again no reports of breeding activity, there having been just 4 breeding reports in the past twelve years.

GBS: The measure of abundance (A) was slightly down while distribution (F) was higher than last year. However, both were close to the average for all previous years of the survey. Records covered all weeks and included counts of up to 30, 40, 50 and even 80 birds at three of the most regularly visited sites in Queanbeyan (WaK1), Hackett (LeB1) and Curtin (AJR1).

White-headed Pigeon *Columba leucomela* Rare, Visitor

General: 2 records of single birds, from Aranda 3 Aug GrJ13 (ScJ4) and Richardson 3 Nov GrK17 (VeP1) (this is the same bird as recorded in the GBS below).

GBS: 1/5wk Oct and 1wk Nov Richardson GrK17 (ViR1).

Spotted Turtle-Dove *Streptopelia chinensis* Uncommon, Breeding Resident

The focus of attention on the status of this species appears to have produced evidence that it is more widespread in Canberra and Queanbeyan than had previously been realised. Although it was in 2002 that the Rarities Panel removed this species from its list of unusual birds requiring endorsement before COG publication, it has authorised the publication of all records of this species for 2001-02.

General: 7 records of up to 4 birds, between 28 Jul and 10 Feb, from Watson, Gilmore, Weston, Fraser and Chapman, as well as 1 record from Goulburn.

GBS: Records covered all months with fewer from Apr to Jun. Regularly recorded at sites in Gilmore GrK 17 (GrB 1) (23 weeks), Queanbeyan GrN 15 (WaK 1) (24 weeks) and Fadden GrK 16 (RoP 1) (9 weeks). Other records from Queanbeyan, Kambah and Downer.

Common Bronzewing *Phaps chalcoptera* Common, Breeding Resident

General: : 77 records (incl 12 WOO: MAJ (7), MUF (3), NLQ (1), RED (1)) widely spread across the region and covering all months. Generally 1 to 3 birds but also 8/30 Jul Bredbo to Jerangle road GrN29 (HoJ 1). Again no breeding records, in fact evidence of breeding has been reported only 4 times since 1990-91.

GBS: Records from 7 sites (6 last year), abundance (A) up by 3% and distribution (F) by 9%. Generally all measures remain well above the long-term averages. Again a site in Chapman GrJ 15 (HoJ 1) accounted for most of the records (47 of the 52 weeks and counts of up to 12 birds). There were also regular reports (36 weeks and up to 4 birds) from the Holder site GrJ15 (AsM1) mentioned last year.

Brush Bronzewing *Phaps elegans*

Rare, Breeding Resident

No records this year. Last recorded Jan 1999.

Crested Pigeon *Ocyphaps lophotes*

Common, Breeding Resident

General: 233 records (incl 19 WOO: MAJ (7), NLQ (4), MUF (2), SYM (2), TUG (2), CAS (1), RED (1)) principally from the north west of the region through to Canberra and Queanbeyan. A few east to Bendoura and Bungendore and just 6 to the south of Burra Creek and Michelago. One from Goulburn. Compares to 237 records last year. Just 2 breeding records of a bird on a nest in Holt in Jan-Feb (DaC 1).

GBS: Records from 56 of the 59 sites. Counts of up to 20 birds in Curtin GrJ14 (MoM3) and 30 birds in Hughes GrK14 (BoM1). The measures of abundance (A), distribution (F) and recording rate (R) all rose again. However, the increases this year were less than in previous years, indicating that they might be close to peaking. Reports of breeding from 14 sites, with nb at 3 sites, on at 2, dy at 5 and displaying birds at 7 sites.

Diamond Dove *Geopelia cuneata*

Vagrant/Escapee

No records. Last endorsed record Mar 2000.

Peaceful Dove *Geopelia striata*

Rare, Breeding Resident

General: 5 records (incl 2 WOO: SYM) of 1 or 2 birds from the Symonston GrL15 area and from 2 sites to the SW of Yass in grids E4 and E8. All are locations where the bird has been recorded in the past.

Wonga Pigeon *Leucosarcia melanoleuca*

Common, Breeding Resident

General: Only 6 records this year. One each from Tidbinbilla NR GrF18 (McD1) and Tallaganda SF GrV17 (TaN 1), one from Vanitys Crossing GrF15 (PeH2) and 3 from Tinderry NR GrO24 and P24 (HoJ 1). Number of records fluctuates; probably under-recorded.

CACATUIDAE: cockatoos

Glossy Black-Cockatoo *Calyptorhynchus lathami*

Rare, Visitor

General: 9 records of 2-4 birds from Oct to May, all from Burra Creek GrM21 (AnI1).

Yellow-tailed Black-Cockatoo *Calyptorhynchus funereus* Common, Breeding Resident

General: 72 records (incl 4 WOO: MAJ (3), CAS (1)). A single breeding record (dy) from the Bredbo-Jerangle Rd GrN29 (HoJ1). Largest flock 95/8 Mar Narrabundah Pine Plantation GrI15 (HoJ1).

GBS: Records from 17 sites, incl flocks of up to 40 birds. Abundance (A=0.1397) down from 2000-2001 (A= 0.6541).

Gang-gang Cockatoo *Callocephalon fimbriatum* Common, Breeding Resident

General: 89 records (incl 13 WOO: RED (11), HAL (1), LAM (1)). 2 breeding records (both ih) from O'Connor Ridge GrK13 and Red Hill GrK14 in Dec.

GBS: Abundance (A=0.7661) slightly up from last year (A=0.7241) but still well below historical levels (1997-98 A=1.0325). Recorded from 67.8% of sites. Breeding record: dy/1-2 wk Aug Curtin GrJ14 (MoM3).

Galah *Cacatua roseicapilla* Common, Breeding Resident

General: 580 records (incl 124 WOO: MUF (22), NLQ (21), RED (16), MAJ (15), TUG (13), HAL (12), CAS (10), GOO (7), SYM (6) and LAM (2)). 14 breeding records (5ih, Son, 6dy). **GBS:** Canberra's second most abundant GBS bird this year after holding the position of the most abundant bird for the previous four years. Abundance (A=8.0475) up from 2000-2001 (A=7.8520). Recorded from 100% of sites. Breeding recorded from 16 sites.

Long-billed Corella *Cacatua tenuirostris* Vagrant/Escapee

GBS: 2 records: 1/27 Aug Monash Ridge GrJ17 (BiJ1), 3/20 Apr Braddon GrL13 (HaS4). Also one unendorsed record.

Little Corella *Cacatua sanguinea* Uncommon, Breeding Resident

General: 14 records (Mel 4 WOO: SYM (3), MAJ (1)). 2 breeding records (ih and nb) from SYM in Sep and Dec respectively.

GBS: Abundance (A=0.1563) slightly up from last year (0.1354). Recorded from 13 sites.

Major Mitchell's Cockatoo *Cacatua leadbeateri* Escapee

General: 1 record: 1/26 Aug Gundaroo GrO7 (MaD3).

GBS: Unendorsed records from 4 sites.

Sulphur-crested Cockatoo *Cacatua galerita* Common, Breeding Resident

General: 637 records (incl 128 WOO: MUF (54), NLQ (18), HAL (14), MAJ (12), RED (10), SYM (9), GOO (6) TUG (4) and CAS (1)). 11 breeding records (5ih, 1nb, 2on, 1 cf, 2dy). **GBS:** This year replaces the Galah as Canberra's most abundant GBS bird. Abundance (A=8.5404) up from 2000-2001 (A=7.4273). Seen in 100% of sites. Breeding recorded from 9 sites.

Cockatiel *Nymphicus hollandicus* Vagrant/Escapee

General: One record: 2/29 Nov 3 km NE Yass GrG2 (FyM1).

GBS: 1/3,5 wk Jan Curtin GrJ14 (AJR1).

PSITTACIDAE: **lorikeets, parrots****Rainbow Lorikeet** *Trichoglossus haematodus* Rare, Breeding Resident

General: 6 records of 1-5 birds; 3 records from a site in Hawker GrI12 (LeA1), 2 from Hackett/Mt Majura GrL12 (LaT1, LeB1), and 1 from Cook GrJ13 (FyM1).

GBS: Recorded from 6 sites in Aranda, Belconnen, Page, Hackett, Pearce and Kambah.

Musk Lorikeet *Glossopsitta concinna* Rare, Visitor

GBS: One unendorsed record.

Little Lorikeet *Glossopsitta pusilla*

Rare, Visitor

General: One record: 2/3 Feb Cook GrJ13 (FyM1).**GBS:** Recorded from 2 sites: 1/5 wk Jan Warramanga GrJ15 (LaD1), 2/5 wk Oct Hackett GrL13 (LeB1).**Australian King-Parrot** *Alisterus scapularis*

Common, Breeding Resident

General: 136 records (incl 10 WOO: RED (8), MAJ (2)). A single breeding record: ih/23 Sep RED (WOO) (PeH2). This constitutes the third of only four records suggesting that this species might nest within Canberra Nature Parks [see Davey (2002) *CBN* 27(3): 133].**GBS:** Abundance (A=2.4060) slightly up on 2000-2001 (A=2.3635). Seen in 96.6% of sites. Breeding recorded from 10 sites.**Superb Parrot** *Polytelis swainsonii*

Uncommon, Breeding Migrant

General: 13 records from 11 grid cells in the NW of the region between 25 Sep and 5 Jan. Most southerly record from Higgins GrI12. Well below numbers for previous two years but probably explained by lack of multiple records this year from Murrumbateman.**GBS:** 2/1wk Jun Curtin GrJ14 (MoM3), 1/3wk Jun Kambah GrJ16 (PeH2). These winter records are undoubtedly of an escaped aviary bird or birds.**Princess Parrot** *Polytelis alexandrae*

Escapee

General: 2 records: 1/25 Nov Gilmore GrL17 (GrB1), 1/18 Jan Fadden GrL17 (GrB1). **GBS:** 1/4wk Dec-4 wk Jan Gilmore GrK17 (GrB1).**Crimson Rosella** *Platycercus elegans*

Common, Breeding Resident

General: 1042 records (incl 247 WOO: MUF (57), RED (37), HAL (32), NLQ (31), GOO (23), SYM (23), MAJ (19), CAS (12), TUG (8) and LAM (5)). 13 breeding records (1 ih, 2on).**GBS:** Abundance (A=3.6504) slightly down from 2000-2001 (A=3.7082). Seen in 100% of sites. Breeding recorded from 10 sites.**Eastern Rosella** *Platycercus eximius*

Common, Breeding Resident

General: 533 records (incl 153 WOO: RED (26), NLQ (24), SYM (22), GOO (16), MAJ (14), CAS (12), MUF (12), LAM (10), TUG (9) and HAL (8)). 14 breeding records (11 ih, 2on, 1dy).**GBS:** Abundance (A=1.3715) down from 2000-2001 (A=1.5782). Seen in 94.9% of sites. Breeding recorded from 6 sites.**Swift Parrot** *Lathamus discolor*

Rare, Migrant

General: 1 record: 1/26 May Mt Ainslie GrL13 (HoS1).**GBS:** 1/4 wk Apr Weston GrJ15 (BoJ1).**Red-rumped Parrot** *Psephotus haematonotus*

Common, Breeding Resident

General: 134 records (incl 24 WOO: NLQ (12), CAS (7), RED (2), LAM (1), MAJ (1) and TUG (1)). 4 breeding records (1 ih, 2dy, 1br). Largest numbers recorded: 28/22 Apr Black Range Rd GrE2 (FyM1); 25/11 Jan The Morass (LeM1).**GBS:** Abundance (A=0.1360) down from 2000-2001 (A=0.1434), continuing a long-term decline. Found in 28.8% of sites.

Budgerigar *Melopsittacus undulatus*

Vagrant/Escapee

General: A single record, probably of an escapee: 1/22 Jun Molonglo Corridor GrJ 14 (LiB 1).

Peachface Lovebird *Agapornis roseicollis*

Escapee

GBS: One unendorsed record.

CUCULIDAE: **cuckoos, koel****Pallid Cuckoo** *Cuculus pallidus*

Common, Breeding Migrant

General: 133 records, slightly down on last year. Included are 46 WOO records from Sep and Dec: MUF (13), CAS (7), SYM (7), HAL (5), GOO (4), MAJ (4), TUG (3), NLQ (2), LAM (1). First 1/1 Sep Bendoura GrX19 (E1N1), last 1/31 Mar Glenrock Rd GrE9 (FyM1).

GBS: The measure of abundance (A) slightly lower and all values remain well below the averages for all years of the survey. Records from 20 sites; first 1/4wk Aug Holt GrI12 (DaC1) and Hackett GrL13 (LeB1) and last 1/3wk Dec Gilmore GrK17 (GrB1). No indications of breeding reported, though research by Naomi Langmore shows that breeding occurred fairly commonly.

Brush Cuckoo *Cacomantis variolosus*

Uncommon, Breeding Migrant

General: After 17 records last year this year there were only 6 (incl 1 WOO: MUF), with 1 in Oct, 1 in Nov and 4 in Dec. 3 of them from Burra Ck GrM21 (AnI1).

GBS: 1/1wk Apr Curtin GrJ 14 (A1R1),

Fan-tailed Cuckoo *Cacomantis flabelliformis*

Common, Breeding Migrant

General: 96 records this year (incl 4 WOO: one each from LAM, MAJ, NLQ and SYM) from all months: 61 in spring, 15 in summer, 9 in autumn and 11 qualified as overwintering. Records mostly of 1 or 2 individuals but also 8/6 Oct Orroral Valley GrG21 and 6/17 Bendora Rd GrD 16 (both LiJ 1). A single indication of breeding reported from Smokers Trail GrF20. GBS: Abundance (A) and distribution (F) values both down, with abundance remaining 49% below the average of all previous years. Records fell into two periods — 3wk Sep to 4wk Oct (6) and 4wk Jan to 2wk May (8), similar to last year.

Black-eared Cuckoo *Chrysococcyx osculans*

Rare, Visitor

No endorsed record. Last: Feb 1989.

Horsfield's Bronze-Cuckoo *Chrysococcyx basalis*

Common, Breeding Migrant

General: Number of records down from 84 last year to 65 this year, with 46 in spring and 19 in summer. Includes 16 WOO records, 8 in Sep and 8 in Dec, from LAM (5), HAL (4), MUF (3), CAS (2), GOO (2). First 1/31 Aug LBathE GrY8 (LeM1) and last 1/17 Mar Enchanted Hill GrL18 (GrB1). Two breeding records, including dy(Southern Whiteface)/16 Dec "Gold Creek", Hall GrJ11 (FyM1) and br/20 Jan Murrumbateman (BaB1).

GBS: 3 records of single birds between 2wk Sep and 3wk Jan from Curtin GrJ14 (AJR1), and 1/3wk Dec Queanbeyan GrN1 5 (LuM1). The measures of abundance (A) and distribution (F) now well below long-term averages.

Shining Bronze-Cuckoo *Chrysococcyx lucidus* Common, Breeding Migrant
General: 36 records (incl 8 WOO: MUF (2), SYM (2), GOO (1), HAL (1), LAM (1), MAJ (1). 26 in spring, the first 1/5 Sep Burra Ck GrM21 (Anil), 9 in summer and 1 in autumn: 1/6 Apr Brooks Hill Res GrR14 (McJ4).

GBS: Fewer records this year (14) but from more sites (9) than last year. The measure of abundance (A) now 33% below the average figure for all previous years of the survey. First 1/2wk Sep Melba Grill (DaT1) and last 1/1wk Feb Chapman GrI15 (HoJI).

Common Koel *Eudynamis scolopacea* Uncommon, Migrant
 1994-95 was the last year in which there were no records for this species. Since then records have steadily increased with a total of 42 reported last year (although not all were lodged for endorsement). In response the Common Koel has been removed from COG's List of Unusual Birds.

General: 9 endorsed records this year between 27 Nov and 25 Dec, all single birds and all except one from the southern suburbs.

GBS: 20 records from 11 sites, from Ainslie and O'Connor in the north to Weston and Kambah in the south. First 4wk Nov at 3 sites in Kambah (PeH2, McD1 and WiB1) and last 3wk Jan at 3 sites in Hughes (Anil), Weston (BoJ1) and Curtin (AJR1).

Channel-billed Cuckoo *Scythrops novaehollandiae* Vagrant
General: 2 records: 1/2 Nov Gilmore GrK17 (probably same bird as below) and 1/10 Mar Enchanted Hill GrL17 (both GrB1).

GBS: 1/4wk Oct Gilmore GrK17 (GrB1).

STRIGIDAE: hawk owls

Powerful Owl *Ninox strenua* Rare, Breeding Resident
General: 1 record, 1/12 Mar, Tidbinbilla GrF18 (OgM1). First record since Jan 1999.

Barking Owl *Ninox connivens* Vagrant
 One unendorsed record. Last endorsed record Apr 1998.

Southern Boobook *Ninox novaeseelandiae* Common, Breeding Resident
General: 15 records (incl. 1 WOO: CAS) all of single birds, widespread, from Jul-Mar. No breeding reported, though studies by J. Olsen show that breeding is not uncommon in the region.

GBS: 70 records of 1-3 birds, throughout the year, from 19 sites.

TYTONIDAE: masked owls

Barn Owl *Tyto alba* Rare, Visitor
General: 1 record, 1/14 Dec Murrays Gap GrD23 (LuN1).

PODARGIDAE: frogmouths

Tawny Frogmouth *Podargus strigoides* Uncommon, Breeding Resident

General: 9 records, all of 1-2 birds except for 7/23 Feb Bulls Head GrD16 (GoJ3), from Aug-Apr, including 3 records in suburbia. No breeding records since 99-00.

GBS: 36 records of 1-4 birds, from 2 sites, in Aranda and Cook, both GrJ13.

Breeding: dy/1wk Dec to 1wk Jan in Cook (BrM2).

CAPRIMULGIDAE: nightjars

White-throated Nightjar *Eurostopodus mystacalis* Rare, Breeding Migrant

General: 1 record, 4 Nov GrL12 (HaL1). Bird identified on call heard from Dickson shops,

AEGOTHELIDAE: owlet-nightjar

Australian Owlet-nightjar *Aegotheles cristatus* Uncommon, Breeding Resident

General: 17 records (incl. 2 WOO: LAM) all of single birds, all from rural locations, between Sep and May, Numbers consistent with previous years. No breeding records.

APODIDAE: swifts

White-throated Needletail *Hirundapus caudacutus* Common, Migrant

General: Recorded 14 times in the period 20 Dec to 7 Apr in numbers from 1 to 250 birds. **GBS:** 31 records from 17 sites in the period 3wk Dec to 1wk Apr with the majority of the records (20) in Feb/Mar. One very late record of 2 birds in 4wk May.

Fork-tailed Swift *Apus*

pacificus **GBS:** Two unendorsed records.

ALCEDINIDAE: kingfishers

Azure Kingfisher *Alcedo azurea*

Rare, Visitor

General: One unendorsed record.

HALCYONIDAE: kookaburra, kingfishers

Laughing Kookaburra *Dacelo novaeguineae* Common, Breeding Resident

General: Recorded 350 times throughout the year, 55 of those records being during the woodland survey (MUF (22), NLQ (9), SYM (7), HAL (5), RED (4), CAS (3), MAJ (3), TUG (2)). Only 2 breeding records: cf/6 Nov Yass Golf Course GrF3 (HaK1); ny/9 Dec near Hoskinstown GrT16 (DeD2),

GBS: Similar pattern to last year - recorded from 73% of sites (43) with an abundance of 0.2274 compared with 73% and 0.2243 in the previous year. Breeding: dy/3wk Jan to 3wk Feb in Macquarie GrJ13 (LaS1).

Sacred Kingfisher *Todiramphus sanctus* Uncommon, Breeding Migrant
General: Recorded 51 times (incl 10 WOO: MUF (6), MAJ (2) and SYM (2)) between 23 Sep and 8 Mar. A single breeding record: ih/10 Nov The Pinnacle CNP Gr 113 (GoP2).

GBS: 11 records of single birds from 6 sites. Half of the records were from one site in Aranda J13 (GeJ1), 5 in the 5 weeks 2wk Nov to 2wk Dec with a further record in 2wk Feb.

MEROPIDAE: bee-eater

Rainbow Bee-eater *Merops ornatus* Common, Breeding Migrant
General: Recorded 20 times (incl 1 WOO: MUF) in numbers from 1-10 between 20 Oct and 16 Mar. Breeding: two pairs recorded carrying food to nest holes 3 Dec Mt Pleasant GrL14 (DaG2).

GBS: 6 records from 5 sites: 4 in the period 3wk Sep to 4wk Oct; 1 each in 2wk and 3wk Mar.

CORACIIDAE: dollarbird

Dollarbird *Eurystomus orientalis* Uncommon, Breeding Migrant
General: 40 records (incl 4 WOO: NLQ (2), MAJ (1) and SYM (1)) in the period 1 Sep to 13 Mar. Two breeding records: dy/20 Jan Uriarra Crossing GrG 12 (LiB 1) and a late record of ih/2 Feb Bumbalong Valley GrL27 (BoJ1).

GBS: A total of 42 records from 14 sites in the period 3wk Oct to 4wk Feb. Two breeding records: dy/1wk Jan O'Connor GrK13 (Ball); and dy/4wk Jan Hackett GrL13 (LeB1).

MENURIDAE: lyrebird

Lyrebird *Menura novaehollandiae* Common, Breeding Resident
General: 21 records through the year of which 11 were in Jun or Jul. No breeding recorded.

CLIMACTERIDAE: treecreepers

White-throated Treecreeper *Cormobates leucophaeus* Common, Breeding Resident
General: 447 records from wooded areas in all months of the year (incl. 146 (33%) WOO: MUF (68), HAL (22), RED (12), CAS (11), MAJ (9), SYM (8), GOO (7), TUG (5), LAM (4), but none from NLQ). Most records of individuals or small groups; largest 10/20 Jan at Uriarra Crossing GrG 12 (LiB 1). No breeding reported.

GBS: Records of 1-2 birds from 8 sites, mainly from late Dec onwards, though present throughout the year at a site in Aranda GrJ13 (OrP1).

Red-browed Treecreeper *Climacteris erythroptera* Uncommon, Breeding Resident
General: 6 records of single birds, Nov-May, all from the higher parts of our region. No breeding records. Continues the pattern of regular low numbers of sightings of this species in COG's area of interest.

Brown Treecreeper *Climacteris picumnus* Uncommon, Breeding Resident
General: 54 records of 1-10 birds, from all months of the year. Not surprisingly, this species features in WOO surveys, with 18 records in all (33%) from LAM (11), NLQ (6) and MAJ (1); numerous other records came from those same locations. In all, the species was recorded

in at least 14 distinct locations. Overall record numbers have dropped back to 1999-2000 levels, after last year's promising rise to 84 records, but are still well up from the extremely low numbers (15) of 1997-98. A report of ih/9 Dec NLQ (Ball) was the only evidence of possible breeding.

MALURIDAE: fairy-wren

Superb Fairy-wren *Malurus cyaneus* Common, Breeding Resident

General: 766 records from throughout the year (incl. 87 WOO: SYM (18), NLQ (17), MAJ (12), RED (12), CAS (10), LAM (6), HAL (5), TUG (3), GOO (2) and surprisingly few from MUF (2)). Widespread throughout our region, and often seen in good numbers, with up to 30 individuals reported from 2-ha sites. Breeding: 9 records, 6 of dy; earliest, nb/30 Sep, Kowen GrR14 (KrS1); latest dy/26 Jan The Pinnacle CNP GrI13 (A1B1).

GBS: Recorded from 47 sites from all areas, in all months of the year, in numbers ranging from 1-11. Breeding from 4 sites: earliest, di/1wk Sep Belconnen (LeA1); latest dy/4wk Apr Chapman (HAJ 1).

PARDALOTIDAE: pardalotes, scrubwrens, gerygones, thornbills and allies

Spotted Pardalote *Pardalotus punctatus* Common, Breeding Resident/Migrant

General: A large number of records again (396), although somewhat down on last year. Covered all months and widely spread across the region. The largest numbers in the spring. Includes 92 WOO records (MUF (28), TUG (14), CAS (11), MAJ (11), LAM (8), NLQ (6), GOO (5), RED (4), SYM (4) and HAL (1)). Three breeding records: on/12 Aug Tidbinbilla NR GrF18 (GoJ3), and br in Oct and Nov.

GBS: The measure of abundance (A) rose slightly and is now 14% above the average figure for all years of the survey. Although lower than the past 4 years distribution (F) remains close to the average of all previous years. The pattern of lower numbers during Oct to Jan again evident. Breeding reported from 4 sites: nb/2wk Jul Chapman GrI15 (HoJ1), on/3wk Aug Page GrJ12 (A1B I), nb/1wk Sep Curtin GrJ14 (A1R1) and nb/1wk Nov Cook GrJ13 (TaN1). There was evidence of two nesting events at the Chapman and Page sites.

Striated Pardalote *Pardalotus striatus* Common, Breeding Resident/Migrant

General: Number of records (642) similar to last year. Includes 183 WOO records (MUF (37), NLQ (26), HAL (20), TUG (19), MAJ (16), SYM (16), GOO (14), CAS (13), RED (13), and LAM (9)), 14 reports of breeding activity from nb/15 Aug Ainslie tip GrL13 (ScB1) to on/16 Dec Symonston GrL15 (DaG2).

GBS: After a decline in abundance (A) from 1993-94 this value has climbed back from the low point of 1998-99 (A=0.2727) to A=0.6009, similar to the level of the late 1980s. Now just 3% below the average figure for all years of the survey. Breeding was reported from two sites: nb/3wk Jul Hughes GrK14 (BoM1), di/2wk and 4wk Aug Hawker GrJ12 (LeA1).

Pilotbird *Pycnoptilus floccosus* Uncommon, Breeding Resident

This elusive bird seems to be poorly recorded in our area. In the 2 years 1987 to 1989 (COG Atlas) a total 95 records were received. In the 13 years since there have been just 51 records some of these coming from areas outside the ACT such as Tallaganda and Badja SF.

White-browed Scrubwren *Sericornis frontalis* Common, Breeding Resident

General: : Number of records (219) down from last year (364). Includes just 3 WOO records, each of single birds, from CAS (2) and LAM (1). Well spread across the region and representing all months with most in Oct (39), Nov (25) and Dec (24). Breeding: 3 records of dy: 2 Nov Bluetts Forest GrI13 (A1B1); 17 Nov Bendora Rd GrD16 (LiJ1); 1 Jan Murrays Corner GrG 15 (PeH2).

GBS: This year the measure of abundance (A) rose by 53% to the highest level since the survey began in 1981 and an impressive 231% above the average figures for all previous years, Distribution (F), on the other hand fell by 10%, although it remains well above (82%) the long term average figure. Breeding reported from 2 sites: nb/3wk Sep through to dy/1wk Dec Chapman GrI15 (HoJ1); ny/4wk Dec and dy in Oct, Nov and Jan Kambah GrJ16 (VeP1).

Chestnut-rumped Heathwren *Hylacola pyrrhopygia* Uncommon, Resident

General: This species was recorded in the Tallaganda area for the first time last year and this year another record from nearby; 1/3 Feb Tallaganda Res GrX16 (ZwM1).

Speckled Warbler *Chthonicola sagittata* Uncommon, Breeding Resident

General: : Since 1991-92 there has been an average of 56 reported sightings each year. Last year there were 108 and this year 80. These included 23 from 7 of the WOO survey sites (SYM (6), MAJ (5), RED (5), GOO (3), LAM (2) HAL (1) and TUG (1)) in Sep (12), Dec (3), Mar (3) and Jun (5). Highest number recorded 10/16 Dec Gooroo GrM11 (TaN1). Two reports of breeding activity: dy/22 Dec Aranda Bushland GrJ13 (TaN 1); and cf/24 Mar Red Hill GrK14 (PeH2).

GBS: Just two records from the rural site on the Sutton Rd where this species is recorded most years. 1/4wk Mar and 1/5wk Apr GrO 12 (ScG1).

Weebill *Smicrornis brevirostris* Common, Breeding Resident

General: 379 records representing a broad coverage of the region and from all months of the year. Regularly recorded during the WOO survey contributing 154 (41%) records (GOO (26), TUG (20), MAJ (19), MUF (16), RED (15), NLQ (14), SYM (13), HAL (12), LAM (10) and CAS (9)). Reports of breeding activity: nb/15 Aug 'Kerrabee', Cotter Rd GrI15 (MoM3); on/3 Nov Mt Majura NP GrM12 (GoJ3); nb/9 Dec NLQ GrM14 (HoJ1) and nb/9 Dec CAS GrJ18 (McD1).

GBS: A small upward movement in the measure of abundance (A) while distribution (F) was steady at 20% above the average value for all previous years of the survey. Most records this year in Jun. Breeding reported from 2 sites: nb/4wk Sep Curtin GrJ14 (AJR1); nb/2wk Dec Chapman GrI15 (HoJ1).

Western Gerygone *Gerygone fusca* Uncommon, Breeding Migrant

General: 49 records, 28 of them (57%) from the WOO survey (MUF (15), HAL (9), GOO (3) and LAM (1). First record 1/22 Sep GOO GrM11 (TaN1) and HAL GrJ 11 (FyM1), last 6 records on 24 Mar at HAL Grill (NeG1) and MUF (McJ2 and MoM3). Breeding: on/ 3 Nov Campbell Park GrM13 (DaG2).

GBS: 2 records of single birds 5wk Jan and 1wk Feb Fadden GrK16 (RoP1). The measure of abundance (A) and distribution (F) are now 85% and 74% respectively below the averages for all previous years of the survey.

White-throated Gerygone *Gerygone olivacea* Common, Breeding Migrant

General: 169 records, 76 of them (45%) from the WOO survey (MUF (29), HAL (10), GOO (9), CAS (7), NLQ (7), MAJ (5), SYM (5), LAM (3) and TUG (1) — only RED with no records). First records 1/20 Sep Burra Creek (Anil) and Hall TSR GrJ10 (FyM1); last, 1/31 Mar TSR 42, Mountain Creek Rd GrF 11 (FyM 1). Breeding: 3 records from Campbell Park, GrM13, nb/10 Oct, cf 3 Nov, dy 10 Nov (all DaG2).

GBS: 13 records of single birds from 9 sites. This represents a small rise on last year but all values remain well down on the averages for all previous years of the survey. First, 1/3wk Sep Hackett GrL13 (LeB1); last, 1/1wk Apr Watson GrL12 (MuT1).

Brown Thornbill *Acanthiza pusilla* Common, Breeding Resident

General: 376 records from all parts of the region and spread over all months. Unlike the GBS most records were in the months Oct, Nov and Dec. Only 19 records from the WOO survey (CAS (4), MUF (4), LAM (3), NLQ (3), MAJ (2), RED (2) and GOO (1)). 5 reports of breeding, all dy, on 17 Nov, 8 and 9 Dec.

GBS: The upward trend in values continues with abundance (A), distribution (F) and recording rate (R) now all significantly higher than the average for all previous years. The pattern of occurrence was in line with the customary smaller numbers in spring and summer then rising to a peak in autumn and early winter. One report of breeding activity: dy/3wk Oct Chapman GrI15 (HoJ1).

Buff-rumped Thornbill *Acanthiza reguloides* Common, Breeding Resident

General: 329 records this year, down on last year's 392 but up on the previous year's 254. 32% (105) of these were from the WOO survey (MUF (39), GOO (12), MAJ (11), RED (11), HAL (10), TUG (8), SYM (6), LAM (4) and CAS (3) NLQ (1). Reports of breeding include: nb/14 Sep W of Bullen Ra GrH16 (LaD1); and dy/20 Jan Urriara Crossing GrG12 (LiB1).

GBS: Reported from 9 sites with most records during the months Jan to May, which is consistent with the long-term pattern. The value of abundance (A) was down again after a small recovery last year, but overall the downward trend continues and is now 45% below the average for all previous years.

Yellow-rumped Thornbill *Acanthiza chrysorrhoa* Common, Breeding Resident

General: 418 records covering all months with two-thirds of them during the period Jul to Dec. Includes 44 WOO records (MUF (8), TUG (7), GOO(5), HAL (5), LAM (5), NLQ (5), SYM (5), CAS (2) MAJ (1) and RED (1). 10 reports of breeding activity from nb/1 Jul Bowning GrC1 (ArM2) to dy/18 Dec ANU GrK13 (PeH2).

GBS: After two years in which the measure of abundance (A) rose it was down this year and the overall downward trend is reflected in the value being 8.7% under the average for all years of the survey. Distribution (F) also fell but stayed just 1.8% below the long-term average. The pattern of occurrence shows the usual low numbers for Sep to Dec, rising then to a high point in Mar. The decline in autumn and early winter is not typical with numbers normally remaining high through to Jul. Reports of breeding activity from 5 sites, the first being ny/1wk Aug Curtin GrJ14 (AJR1) and the last, ny/5wk Jan O'Connor GrK13 (Bail).

Yellow Thornbill *Acanthiza nano* Uncommon, Breeding Resident

General: 45 records covering all months except Jun, Only 1 WOO record: 2/24 Dec MAJ GrM 12 (OvA 1). No reports of breeding.

Little Friarbird *Philemon citreogularis* Uncommon, Migrant

General: 4 endorsed records: 1/26 Nov Melba GrJ 11 (OrM1); 1/2 Dec Mulligans Flat (HoJ1); 1/16 Dec GOO (WOO) (TaN1); and 1/6 Apr Melba Gr J12 (PuD1).

Regent Honeyeater *Xanthomyza phrygia* Rare, Breeding Visitor

No records. Last recorded Feb 2001.

Bell Miner *Manorina melanophrys* Vagrant

General: I unendorsed record,

Noisy **Miner** *Manorina melanocephala* Common, Breeding Resident

General: 285 records throughout the year, incl 80 (28%) from WOO (MUF (21), NLQ (15), GOO (14), MAJ (11), SYM (10), RED (5), CAS (2), HAL (2)). 13 breeding records: first ny/22 Aug ANU GrK13; last an unusual record nb/19 Apr also at ANU (both McD1).

GBS: Recorded from 13 sites, but consistently throughout the year from only 1 site in Cook. Abundance (A=0.2038) is similar to last year and still above the long term average (0.1571). No breeding records.

Lewin's Honeyeater *Meliphaga lewinii* Vagrant

No records. Last record Dec 2000.

Yellow-faced Honeyeater *Lichenostomus chrysops* Common, Breeding Migrant

General: : 370 records from across the region but more from forested mountain areas. Includes 42 WOO records (TUG (13), CAS (12), LAM (5), MUF (4), GOO (2), HAL (2), SYM (2), MAJ (1) and RED (1)). Most records from Sept to early May. A number of flocks of 100-300 recorded in the spring return migration, mostly from Burra Creek (GrM21) during September. Highest numbers recorded during the autumn outward migration also at Burra Ck, 1500/ 18 Apr and 1000/25 Apr (AnI1). No breeding records.

GBS: Recorded from 51 of 59 sites in all but one week. Small numbers were recorded at many sites during July and August with higher numbers from 1wk Sep until 4wk Nov. Few records from 1wk Dec to 3wk Mar then abrupt increase with hundreds of birds recorded at some sites through Apr, Small numbers during May, but very few during June, Abundance (A=2.1860) has declined over the last two years and was below the long term average (2.6822). A rare breeding record, dy/2 wk Jan and 3wk Feb in Gilmore GrK 17 (GrB 1).

White-eared Honeyeater *Lichenostomus leucotis* Common, Breeding Resident

General: 192 records mostly from forested mountain areas, throughout the year. Includes 23 WOO records (HAL (8), MAJ (5), CAS, MUF, RED, SYM and TUG (all 2)), mainly from winter (13) and autumn (7), with just 1 spring and 2 summer records, No breeding records. **GBS:** Recorded at 23 of 59 sites, but the only regular records all year are from a rural property on Sutton Rd GrO12. At all other sites there were no records from 3wk Sep to 2wk Apr. Abundance (A=0.0686) was below that of the last 3 years and below the long term average of 0.1074. No breeding records.

Yellow-tufted Honeyeater *Lichenostomus melanops* Uncommon, Breeding Visitor

General: 10 records, 5 of these from the upper Queanbeyan River GrQ21-22 (BrM2) throughout the year, including the only breeding record, dy/20 Feb. 3 records from Kambah (GrJ16) in Nov and Jan (McJ4, McD1). Other two records from the southern part of the region (GrM21 and L26).

GBS: 3 records from suburban areas; Kambah GrJ16 2wk & 3wk Jan and 2wk Feb, Chapman GrI15 5wk Apr, and Belconnen 5wk Apr. No breeding.

Fuscous Honeyeater *Lichenostomus fuscus* Common, Breeding Resident

General: 42 records, incl 1 WOO record (NLQ). Records from July, Aug and Sept (13) were from lowland areas; all records from Oct-Apr (26) were from mountain areas to the south-east and south-west of Canberra. Just 3 records from May and June. 1 breeding record: nb/5 Sept Burra Ck GrM21 (AnI I).

GBS: Recorded at 22 of 59 sites, Almost no records from 4wk Aug until 4wk Apr. Abundance levels over the years have fluctuated greatly. This year's Abundance (A=0.1332) was higher than last year (0.0901) but lower than the previous year (0.2287) and below the long term average (0.1603). A rare breeding record, dy/ 1 wk May in Aranda GrJ 13 (RoS 1).

White-plumed Honeyeater *Lichenostomus penicillatus* Common, Breeding Resident

General: 182 records from throughout the year in urban and rural areas, incl 41 WOO (LAM (16), NLQ (10), CAS (5), SYM (5), GOO (3), HAL (1), TUG (1)). 6 breeding records: first nb/12 Aug LGin GrJ12; last dy/24 Mar at the same site (both AIB1).

GBS: Records from 23 of 59 sites scattered across 37 weeks of the year. Very few records at any site between 1wk Oct and 1wk Mar, Most records from Apr-Jun, Abundance has fluctuated over the years but this year (A=0.0905) was higher than last year (0.0788) but below the long term average (0.1631). No breeding records,

Brown-headed Honeyeater *Melithreptus brevirostris* Common, Breeding Resident

General: 81 records throughout the year, mostly from lowland rural areas, some from the mountains. Includes 16 WOO records (GOO (4), HAL (3), LAM (3), MUF (2), SYM (2), CAS (1) and NLQ (1)). Two breeding records: dy/16 Dec Hall GrJ11 (BeD1); and ny/17 Dec 'Touchwood' GrM6 (TaN 1).

GBS: Irregular records from 3 urban sites in Holt (GrI12), Chapman (GrI15), and Kambah (GrJ 16), and one rural site on Sutton Rd (GrO12). Abundance (A=0.0130) was half that of last year (0.0277) and down on the long term average of 0.0291.

White-naped Honeyeater *Melithreptus lunatus* Common, Breeding Migrant

General: 92 records from all months but mostly from Sept-Apr. Includes 11 WOO records, 4 from TUG in Sep and 7 from CAS in Apr. The largest number recorded was 70 during the autumn migration on the Queanbeyan River GrQ21 (BrM2). No breeding records.

GBS: Records from 21 of 59 sites, but no breeding reported. Over-wintering records at a few sites during July-Aug, then an increase in the number of birds and records with the return migration during Sep-Oct. No records from 2wk Nov until 4wk Mar, then a sudden increase in numbers through April to 2wk May. Almost no records in June, Abundance (A=0.1941) was below last year's (0.3094) and well down on the long term average (0.7270).

Crescent Honeyeater *Phylidonyris pyrrhoptera* Uncommon, Breeding Resident
General: 27 records, 16 of them from one urban garden in Farrer GrK16 (BaB1), the remaining 11 mostly from the lower mountains and Murrumbidgee River corridor. Most records in Jul, Aug and Sep, none from Oct-Mar, and only 4 in Apr-Jun. No breeding records. **GBS:** Records from 6 sites, mostly in Jul-Sep. No records at all from 2wk Nov until 5wk Apr, then only at one site during May and Jun, Long term annual Abundance is highly variable. This year (A=0,0288) was below last year's (0.0335) but was very close to the long term average (0,0279).

New Holland Honeyeater *Phylidonyris novaehollandiae* Uncommon, Breeding Resident
General: 22 records throughout the year. Some records from the usual locations at Commonwealth Park GrL13, and ANBG GrK13, with others from the Murrumbidgee River, Shoalhaven River, Brindabella, Tinderry and Tallaganda ranges. No breeding.
GBS: Recorded at 8 sites, the most regular ones in the Kambah-Weston Creek area (GrI15, 116, J15, J16), occasional records in Holt (GrI12), Belconnen and Aranda (GrJ13). No records from 4 wk Oct to 3wk Feb. Abundance for this species fluctuates and this year (A=0.0240) was well below last year (0.0939) and only half the long term average.

Tawny-crowned Honeyeater *Phylidonyris melanops* Vagrant
 No records of this rare vagrant from coastal areas, last reported in Sep 2000.

Eastern Spinebill *Acanthorhynchus tenuirostris* Common, Breeding Resident
General: 226 records, throughout the year from mountain and lowland areas, but no breeding records, Includes 12 WOO records (GOO(4), MAJ(2), RED(2), TUG(2), LAM(1), MUF(1)). **GBS:** Recorded from 54 of 59 sites, in all weeks but less commonly from 3wk Sept to 4wk Dec. Breeding records at 3 sites, all dy; 1wk, 3-4wk Jan and 2wk Mar. Abundance (0.7056) was slightly down on last year (0.7732) but above the long term average,

Scarlet Honeyeater *Myzomela sanguinolenta* Rare, Migrant
General: 2 records: 1/15 Feb Namadgi NP near the Visitor Centre GrJ19 (BuC3); and 1/2 Mar NW corner of Mt Taylor GrJ15 (OgM1). Previous last records were in Sep 1999 and Oct 1995.

White-fronted Chat *Epthianura albifrons* Uncommon, Breeding Resident
General: 8 records from through the year: 3 from the CSR Readymix wetlands on the shores of Lake George GrS12 (DeD2), of up to 11 birds; also from 7km E of Lake George Gr U10; LBath GrY8 (WBS); 'Touchwood' GrM6; Bumbalong River GrL27; and Googong Dam GrO17.

PETROICIDAE: Australasian robins

Jacky Winter *Microeca fascinans* Uncommon, Breeding Resident
General: 28 records (incl 3 WOO: TUG (2), LAM (1)) in all months except Jan, Feb and Jun. One breeding record: on/20 Oct Lambrigg GrJ 18 (TaN 1).

Scarlet Robin *Petroica multicolor* Common, Breeding Resident
General: 192 records in all months. 42 (22%) of these were from the woodland survey (MUF (18), HAL (6), MAJ (5), TUG (4), SYM (3), GOO (2), RED (2), CAS (1) and Lam (1)). Four breeding records: di/23 Sep Hall GrJ 10 (NeG 1); dy/6 Oct Orroral Valley GrG21 (LiJ 1); dy/20 Oct Bluetts Forest GrI13 (A1B1); and cf/16 Dec Hall GrJ 1 1(BeD1).

GBS: Last year this species showed a halt in the decline in records from the GBS. However this year the decline has continued with record numbers reverting to those of the year before. Recorded from 19% of sites with an abundance of 0.0085. Compares with 30% and 0.0252 last year and 14% and 0.0084 the year before. No records 2wk Aug to 1wk Mar.

Red-capped Robin *Petroica goodenovii* Rare, Breeding Visitor

General: 5 records of single birds with no breeding recorded, Two records from Gunning Grids L 1 ,L2, one each from Canberra at Shepherds Lookout GrH12 and Majura Woodland Survey site (MAJ) GrM 12, with a single record from the east of our area at Bendoura GrX 19.

Flame Robin *Petroica phoenicea* Common, Breeding Resident

General: 61 records (incl 1 WOO: TUG) in most months. Greatest number 37/ 29 Apr in various paddocks around The Morass GrsZ7,Z8 (LeM1). Two breeding records: br/28 Oct Smokers Trail GrF20 (HaR2); and dy/18 Nov Mt Aggie track GrC18 (LeA1).

GBS: Recorded 8 times at one site in Jul, Aug, May and Jun in numbers up to 6. An unusual record of a single bird in 1wk Feb in Kambah.

Rose Robin *Petroica rosea* Uncommon, Breeding Migrant

General: 5 records, including an unusual winter record in the Brindabella Range at Bulls Head 25/Aug GrD16 (LeA 1).

GBS: This species continues to show an increase in its recording rates. This year there were 58 records (abundance of 0.0284) from 12 sites compared with an abundance of 0,0239 from 10 sites last year. All the records were in the winter period; there were none from 2wk Sep to 1wk Apr.

Pink Robin *Petroica rodinogaster* Rare, Breeding Migrant

General: A single record of two birds at Royalla GrL19 on 13 Aug (WiS1).

Hooded Robin *Melanodryas cucullata* Uncommon, Breeding Resident

General: 38 records through the year, 7 from Woodland Survey sites (GOO (3), LAM (3) and NLQ (1)). The main locations centred around the Gundaroo area, Yankee Hat/Boboyan in Namadgi NP, Googong Dam and the Monaro Highway between Theodore and Bredbo. Numbers of records down on last year (55) and the year before (43). One breeding record: dy/30 Oct Yankee Hat GrH25 (DeD2).

Eastern Yellow Robin *Eopsaltria australis* Common, Breeding Resident

General: 82 records (incl 6 WOO: LAM (5), TUG (1)) through the year but yet again not a single breeding record.

POMATOSTOMIDAE: babblers

White-browed Babbler *Pomastomus superciliosus* Rare, Status Uncertain

No records. Last seen Jan 2001.

CINCLOSOMATIDAE: whipbird, quail-thrush

Eastern Whipbird *Psophodes olivacea* Uncommon, Breeding Resident

General: 4 records, of 1-2 birds, in Aug, Nov and Apr, all from the wetter areas in the east of our region, A considerable drop on 2000-01 (19) and 1999-2000 (21). No breeding records.

Spotted Quail-thrush *Cinclosoma punctatum* Uncommon, Breeding Resident

General: 11 records of 1-4 birds, most months, primarily from the higher altitudes in Namadgi NP, Tidbinbilla NR and the Tinderries. Consistent with 19, 6 and 12 records in the 3 most recent years. No breeding reported.

NEOSITTIDAE: sittella

Varied Sittella *Daphoenositta chrysoptera* Common, Breeding Resident

General: 50 records (incl. 11 WOO: HAL (4), GOO (2), TUG (2), MAJ (1), NLQ (1), and SYM (1)) from all months, mostly from lower altitudes, Seen in small parties of 1-14 (average 4); 14/ 16 Dec Hall GrK10 (FyM1), Fewer records than in the preceding 3 years (80, 55 and 57, respectively) probably accounted for by reduced surveying effort. No breeding recorded. **GBS:** Recorded on one occasion each from 4 sites; in Cook (2 sites), Hughes and O'Connor. Two Jan records, 2 Apr; ranged from 3-13 birds.

PACHYCEPHALIDAE: whistlers and allies

Crested Shrike-tit *Falcunculus frontatus* Uncommon, Breeding Resident

General: Recorded 22 times (incl 3 WOO: LAM (2), NLQ (1)) widely scattered throughout the COG region. Fewer records than in the preceding two years: 32 in 2000-01 and 28 in 1999-2000. One breeding record: dy/16 Feb Campbell Park GrL 13 (CoE 1).

Olive Whistler *Pachycephala olivacea* Uncommon, Breeding Resident

General: Two records in May, one at Tidbinbilla GrF16 and the other in the east of our area at The Big Hole Gr X24 (both GoJ3). Continues the low level of recording of this species.

Golden Whistler *Pachycephala pectoralis* Common, Breeding Resident

General: 154 records (incl 16 WOO: MUF (5), HALL (2), MAJ (2), SYM (2), RED (2), GOO (1), LAM (1), TUG (1)) without a single breeding record. Recorded in most months but only 4 records in Dec, none in Jan and 2 in Feb. In comparison there were 19 records in Jul, 14 in Aug and 21 in Jun all mainly urban or woodland sightings (in fact 9 of the June sightings were during the Woodland survey),

GBS: Recorded from 41 sites (70%) with an abundance of 0.1851 compared with 78% of sites and an abundance of 0.1774 last year. Again few records (8 from 3 sites) in Dec-Feb.

Rufous Whistler *Pachycephala rufiventris* Common, Breeding Migrant

General: Of the 368 records there was none in May and June, and 2 only in July and Aug. This approximates to only 1.5% of records in 25% of the year. 108 of the recordings (30%) were during woodland surveys (MUF (40), HAL (14), GOO (13), LAM (11), NLQ (11), CAS (7), SYM (7), MAJ (3) RED (1) and TUG (1)). Two breeding records: dy/29 Nov Gunning GrL2 (TaN1); dy/8 Dec Campbell Park GrM13 (DaG2).

GBS: Abundance continues to decline. This year 45 records from 29% of sites (17) with abundance of 0.0199 compared with 38% of sites and an abundance of 0.0310 last year 0.05-0.06 of previous 4 years. Few records in winter; 4 in Apr, one in May, none in Jun.

Grey Shrike-thrush *Colluricincla harmonica* Common, Breeding Resi

General: 347 records through the year of which 67 (19%) were during the woodland s (HAL (11), MUF (11), CAS (9), LAM (9), MAJ (7), NLQ (6), SYM (5), GOO (4), TUG and RED (2)). Only 3 breeding records: ih/22 Jul Namadgi GrH25 (GoJ3); dy/3 Feb Th GrL18 (GrB1); and cf/23 Feb Bluetts Forest GrI13 (A1B1).

GBS: Recorded from 19 (32%) of sites with an abundance of 0,0313 - similar to last years. Fewer records in summer; 1 in Dec, 3 in Jan and none in Feb.

DICRURIDAE: monarchs, flycatchers, fantails

Black-faced Monarch *Monarcha melanops*

Rare, Vi

General: A single unendorsed record.

Leaden Flycatcher *Myiagra rubecula*

Common, Breeding Migrant

General: 103 records (of which 26 were from the woodland survey: MUF (8), TUG (5), HALL (3), MAJ (3), SYM (3), GOO (1), LAM (1), NLQ (1) and RED (1)) between 21 Sep and : Mar with breeding reported twice: ny/16 Dec Red Hill GrK14 (PeH2); cf/4 Jan Gundaroo GrM7 (JoM2).

GBS: 62 records from 12 sites in the period 4 wk Oct to 3wk Mar. Abundance (0.0313 compared to 0.0164 last year and 0.0276 in 1999-2000.

Satin Flycatcher *Myiagra cyanoleuca*

Common, Breeding Migrant

General: A total of 10 records, being recorded 9 times between 27 Oct and 9 Feb plus a vet: late record on 23 Apr in a TSR near Yass GrH2 (FyM1). No breeding recorded.

GBS: 2 records of single birds, 4wk Oct and 5 wk Oct, both from Melba (DaT1; MoM1).

Restless Flycatcher *Myiagra inquieta*

Uncommon, Breeding Resident

General: Recorded 36 times in most months (incl 1 WOO: TUG). One breeding record of **nest** with young in Namadgi GrI23 on 21 Oct (LiJ1).

GBS: A record of a single bird 3wk Apr at Holt.

Magpie-lark *Grallina cyanoleuca*

Common, Breeding Resided

General: Recorded 496 times through the year (incl 71 WOO: MUF (21), NLQ (14), SYM (12), TUG (11), MAJ (7), RED (3), HAL (2), CAS (1)). 22 breeding records. First breedin recorded: nb/16 Sep The Pinnacle GrI13 (A1B1); last breeding dy/24 Jan ANU GrK13 (PeH2); GBS: Recorded throughout the year at every site except a rural one. Abundance of 2.5907 i the highest for over 5 years. Breeding was recorded at 25% of sites (14) compared with 409 the previous two years. First breeding: nb/4wk Aug; and last, dy/3wk Feb with 3 examples c double broods.

Rufous Fantail *Rhipidura rufifrons*

Uncommon, Breeding Migrant

General: 8 records of single birds between 4 Nov and 30 Mar. No breeding.

GBS: 6 records of single birds from 5 widely dispersed suburban sites, 3 records being i period 5wk Oct to 3wk Nov and the other three in 4wk Mar.

Grey Fantail *Rhipidura fuliginosa*

Common, Breeding Resident/Migrant

General: 717 records of which 165 (23%) were recorded during the Woodland survey (MUF (34), NLQ (22), SYM (22), HAL (21), CAS (12), GOO (12), RED (12), LAM (11), MAJ (10) and TUG (9)). Once again a very noticeable decrease in winter months with only 5 records in May, 8 in Jun, 13 in Jul and 15 in Aug - a total of 5% of sightings in 33% of the year. Breeding recorded 10 times in the period 9 Oct (nb and on) to 26 Jan (dy).

GBS: Recorded from 48 sites (81%), Abundance of 0.3609 up slightly on last year (0.3417). Breeding recorded at two sites: dy/ 4wk Dec and 1wk Jan at one site in Kambah (VeP1); and ne/4wk Dec, ny/1+2wk Jan and dy/3wk Jan in Curtin (AJRI).

Willie Wagtail *Rhipidura leucophrys*

Common, Breeding Resident

General: Recorded 344 times (incl 31 WOO: LAM (10), CAS (6), SYM (5), GOO (3), MUF (2), NLQ (2) TUG (2) and HAL (1)) in all months but with noticeably fewer in winter months (7 in May, 6 in Jun). A total of 5 breeding records: ne/16 Oct; on/21 Oct; on/8 Nov; dy/11 Dec and dy/20 Jan (PeH2, LiJ1, DeD2, LiB1).

GBS: Recorded from 40 sites (68%). The abundance of 0.1206 (down from 0.1962 last year) continues the downward trend of the last 10 years. One breeding record: dy/2wk Nov in Queanbeyan (WaK1).

Spangled Drongo *Dicrurus bracteatus*

Rare, Migrant

General: One record: 1/20 Apr Downer GrL12 (GiM3).

CAMPEPHAGIDAE: cuckoo-shrikes, cicadabird, trifler**Black-faced Cuckoo-shrike** *Coracina novaehollandiae* Common, Breeding

Res/Migrant **General:** 382 records covering all months, all but 17 during the period Sep to Apr. 99 from the WOO surveys (MUF (31), NLQ (10), HAL (9), RED (9), CAS (8), GOO (8), MAJ (7), LAM (6), TUG (6), SYM (5)), in spring (35), summer (38), autumn (25), winter (1), 8 reports of breeding: first nb/25 Oct Mt Rogers Gall (B1R1); last ny/16 Jan Holt GrI12 (DaC1).

GBS: Records from 51 sites, same as last year. All months but, as above, most during the period Sep to Apr, The measure of abundance (A) down by 27% and now 43% below the average for all years of the survey, Breeding reported from 3 sites in Page, Curtin and Kambah.

White-bellied Cuckoo-shrike *Coracina papuensis*

Rare, Visitor

White-bellied Cuckoo-shrikes seen in the Canberra region are usually of the dark morph, but this year shows an interesting mix of both light and dark forms.

General: 2 (1 dark, 1 light)/8 May Curtin GrJ14 (A1R!), 1 (dark)/11 Jun Downer GrL12 (GiM3).

GBS: 1 (dark)/1wk and 4wk May Curtin GrJ14 (A1R1), 1 (light)/4wk Jun Kambah GrJ16 (PeH2).

Cicadabird *Coracina tenuirostris*

Uncommon, Migrant

General: 2 records: 1/12 Nov Apollo Rd, nr Honeysuckle Ck GrH20 (MI), 1/24 Apr 'Bendoura' GrX19 (Illawarra BOC).

White-winged Triller *Lalage sueurii* Uncommon, Breeding Migrant
General: 42 records of up to 4 birds, first 2/17 Sep Nelanglo TSR, Bellmount Forest GrO5 (WiP1), last 1/20 Feb Hall TSR GrJ10 (FyM1). 9 records from the WOO survey (NLQ (3), LAM (2), GOO (1), HAL (1), SYM (1) and TUG (1)), all in Dec. Reports of breeding activity: nb/29 Nov TSR 43, Yass to Jerrawa road GrH2 (FyM1); ny/12 Dec CSIRO Experimental station Gall (TaN 1); dy/2 Feb Bumbalong Valley GrL27 (BoJ 1).

GBS: Recorded at only 2 sites: 1/1wk, 5wk Oct and 1wk Nov Curtin GrJ14 (AJR1); 1/4wk Dec O'Connor GrK13 (GrT1).

ORIOLIDAE: oriole

Olive-backed Oriole *Oriolus sagittatus* Common, Breeding Migrant
General: 106 records, first 1/15 Sep Farrer GrK16 (BaB1), last 1/3 May Swinging Bridge camp GrA9 (ScK1). Includes 37 from the WOO survey (MUF (13), SYM (6), RED (5), GOO (4), MAJ (4), HAL (3), TUG (2)) mainly in Sep and Dec, No reports of breeding activity. **GBS:** Following the low numbers last year, abundance (A) rose to the highest level since 1995-96 and was 25% above the long-term average. Reported from half of all sites. First 1/3wk Aug Kambah GrJ16 (VeP1), last 1/5wk Apr Belconnen GrJ12 (LeA1).

ARTAMIDAE: woodswallows, butcherbirds, magpie, currawongs

Masked Woodswallow *Artamus personatus* Rare, Visitor
 No records this year, Last records Oct 2000.

White-browed Woodswallow *Artamus superciliosus* Uncommon, Breeding Migrant
General: 3 records: 1/14 Oct Parkwood GrH12 (LeB1); 1/1 Nov Nelanglo TSR, Bellmount Forest GrO5 (FyM1); 20/1 Nov Hillgrove Rd GrL2 (FyM1).
GBS: 2 records from a site in Hackett GrL13, 100/3wk and 70/4wk Sep (LeB1).

Dusky Woodswallow *Artamus cyanopterus* Common, Breeding Migrant
General: 127 records, slightly down on last year. Includes 20 from the WOO survey, mostly from the southern sites (LAM (7), TUG (4), CAS (3), GOO (2), NLQ (2), HAL (1), SYM (1)) in Sep (5), Dec (10) and Mar (5). First: 6/22 Aug Glenloch interchange GrJ 13 (TaN 1); last 10/12 May LGin GrJ12 (A1B1). 3 reports of breeding activity: nb/21 Oct LGin GrJ12 (A1B1); nb/25 Oct Hume TSR GrL16 (FyM1); and dy/3 Feb Bumblong Rd GrL27 (HoJ1).

GBS: Records from 9 sites. The abundance value (A=0.1311) up by 50% and the highest since the survey began. Counts of up to 38 birds at a site in Curtin GrJ14 (AJR1). First 1/5wk Oct Fadden GrK16 (RoP1), last 25/3wk May Curtin GrJ14 (AJR1).

Grey Butcherbird *Cracticus torquatus* Uncommon, Breeding Resident
General: 133 records covering all months. Includes 43 from the WOO survey (MUF (18), HAL (8), NLQ (6), GOO (3), SYM (3), LAM (2), MAJ (1), RED (1), and TUG (1)) in Sep (2), Dec (14), Mar (24) and Jun (3). 2 reports of breeding activity: dy/16 Dec HAL Grill (NeG1); dy/22 Dec 'Willingarung' GrL27 (Ioll).

GBS: 28 records from 13 sites. Most during the months Feb to May.

Pied Butcherbird *Cracticus nigrogularis*

Rare, Visitor

General: 3 records from the same area between Yass and Jerrawa: 1/29 Nov Coolalie Rd GrH2; 2/29 Nov; and 3 (incl juv)/23 Apr Bango La GrH1 (all FyM1), Also 1 unendorsed record.

Australian Magpie *Gymnorhina tibicen*

Common, Breeding Resident

General: 1071 records; well down on last year (1635) and closer to 1999-2000 (962). From all months and widely spread throughout the region. 281 records from the WOO survey (MUF (71), RED (32), HAL (31), SYM (30), TUG (28), NLQ (26), CAS (22), MAJ (19), GOO (17), LAM (5). 60 reports of breeding between 12 Aug and 16 Feb.

GBS: Reports from all sites and covering all weeks of the year. Abundance (A) was steady at 26.5% above the average figure for all previous years of the survey. Breeding activity reported from half the sites: first nb and on/3wk Jul; and last dy/2wk Mar.

Pied Currawong *Strepera graculina*

Common, Breeding Resident

General: Records down by 30% on last year. 91 of the 571 records were from the WOO survey (RED (19), HAL (14), TUG (13), SYM (12), MUF (11), MAJ (9), NLQ (6), CAS (5), LAM (2), only GOO without records) evenly spread across the seasons. 18 reports of breeding activity: first on/16 Sep The Pinnacle GrI13 (AIB1); last dy/16 Feb RED GrK14 (PeH2),

GBS: Records from all sites and covering all weeks. The measure of abundance (A) has fluctuated little over the duration of the survey and the current value (A=3.8867) is just 3.7% below the average figure for all previous years. Signs of breeding activity reported from half of all sites. First: nb/3wk Aug Farrer GrK16 (ReD1); last dy/4wk Feb at sites in Aranda GrJ13, Curtin GrJ14 and O'Connor GrK13.

Grey Currawong *Strepera versicolor*

Common, Breeding Resident

General: 120 records covering all months. 21 from the WOO survey, (MUF (9), MAJ (6), NLQ (3), LAM (2), TUG (1)) evenly spread over the four seasonal visits.

GBS: Reported from 21 of the 59 sites. Most months from sites in Aranda and Cook GrJ13 and Curtin GrJ14. Otherwise few records during the period 2wk Sep to 2wk Dec, Breeding activity reported from Curtin GrJ14: dy/3wk Dec (AJR1).

CORVIDAE: ravens**Australian Raven** *Corvus coronoides*

Common, Breeding Resident

General: 586 records, fewer than last year (868). Cover all months but numbers decreasing from Feb to Jun. 122 were from the WOO survey (MUF (28), NLQ (21), SYM (18), HAL (14), CAS (13), RED (11), TUG (9), MAJ (5), GOO (2) and LAM (1)). Just 3 reports of breeding: nb/24 Jul Aranda Bushland GrJ 13 (BrM2); dy/31 Oct ANU (PeH2); and a late report of nb/16 Feb RED GrK14 (PeH2).

GBS: Records from all but one of the sites. The measure of abundance (A), although slightly down, remains 43.6% above the average figure for all previous years. Since 1984-85 the measure of abundance has doubled. Distribution (F) on the other hand was already at 92% in 1984-85 compared with 98% this year. Reports of breeding activity from 6 sites, four of them nesting events: nb/3wk Jul; ny/1wk Aug and dy/1wk Sep Reid GrL13 (CaJ2); nb/5wk Jul Downer GrL13 (ScB2); nb/3wk Sep Macquarie GrJ13 (LaS1); on/3wk Oct Yarralumla GrK14 (CCR1).

Little Raven *Corvus mellori*

Uncommon, Breeding Resident

General: 68 records covering all months except May. Including 200/2 Feb Smiths Rd GrL22 (OrP1) and 120/17 Mar Enchanted Hill GrL18 (GrB1). Just one WOO survey record of 6 birds from HAL in Sep.

GBS: 10 records of groups of up to 60 birds from 6 sites, all between 1wk Jan and 1wk Apr.

CORCORACIDAE: though

White-winged Chough *Corcorax melanorhamphos* Common, Breeding Resident

General: 167 records covering all months. 38 records from the WOO survey (MUF (24), HAL (3), MAJ (3), CAS (2), GOO (2), SYM (2), TUG (2)) in Sep (19), Dec (12), Mar (1) and Jun (6). 17 reports of breeding activity from nb/23 Sep Mulligans Flat GrL11 (RoP 1) to ny/8 Mar ANU campus GrK13 (PeH2).

GBS: Records from 27 sites and covering all months. Parties of 26 and 35 birds reported from a site in O'Connor GrK13 (GrT1). Measure of abundance (A) slightly lower but remains 41% above the average figure for all previous years,

PTILONORHYNCHIDAE: **bowerbird****Satin Bowerbird** *Ptilonorhynchus violaceus*

Common, Breeding Resident

General: 42 records, half the number of last year, All months except Feb and Mar. Regular reports from one garden in Duffy GrI15 (PeB1). Only one record from the WOO survey; 1/23 Sep RED GrK14 (AvJ1).

GBS: Records from 15 of the 59 sites. 13 in the southern suburbs and just 2 from Cook and Aranda in the north. Cover all weeks of the year. Recorded all except 4 weeks at one site in Chapman GrI15 (HoJ 1), with counts in Jul/Aug of up to 45 birds. All values significantly higher than the average figure for all previous years.

ALAUDIDAE: **larks****Singing Bushlark** *Mirafra javanica*

Rare Visitor

No records. Last recorded Dec 1998.

Skylark *Alauda arvensis*

Common, Breeding Resident

General: Recorded 36 times in most months of the year (incl 1 WOO: NLQ). Greastest number 20/29 Apr LBathE (LeM1). No breeding.

GBS: Recorded 28 times from one site in Curtin (AJR1) but only 4 times in the period 2wk Jan to 2wk Jul.

MOTACILLIDAE: **Pipit****Richards Pipit** *Anthus novaeseelandiae*

Common, Breeding Resident

General: Recorded 73 times (incl 1 WOO: TUG) in numbers from 1-8. 2 breeding records: cf/8 Nov Briars Sharrow Rd. GrR15; and cf/23 Jan Namadgi GrH25 (both DeD2). Again fewer records after Feb,

GBS: Recorded 23 times at one site in Curtin (AJR1), with fewer records in the winter months.

PASSERIDAE: sparrow, grass-finches

House Sparrow *Passer domesticus* Common, Breeding Resident

General: 184 records (incl 7 WOO: all NLQ). 3 breeding records: ih and nb in Oct, cf in Jan. GBS: Sixth most abundant bird in the GBS. Abundance (A=3.9679) significantly down from 2000-2001 (A=5.0013) and 1999-2000 (6.0488), Recorded in 88.1% of all sites. Breeding recorded from 9 sites.

Zebra Finch *Taeniopygia guttata* Rare, Breeding Visitor/Escapee
No records in 2001-2002. Last recorded Feb 2001.

Double-barred Finch *Taeniopygia bichenovii* Uncommon, Breeding Resident

General: 48 records (incl 3 WOO: NLQ (2), SYM (1)). 3 breeding records: nb/9 Dec NLQ (HoJ1), dy/22 Sep 'Tallerack' GrI10 and dy/12 May LGin GrJ12 (both A1B1).

Red-browed Finch *Neochmia temporalis* Common, Breeding Resident

General: 189 records (incl 13 WOO: LAM (3), RED (3), CAS (2), SYM (2), HAL (1), MAJ (1), NLQ (1)). 7 breeding records (3nb, 1 on, 2dy, 1br) between 2 Nov and 28 Feb. **GBS:** Abundance (A=0.1380) down from 2000-2001 (A=0.3233) and 1999-2000 (A=0.4909). One breeding record: dy/1 wk May Chapman GrI 15 (HAJ1).

Diamond Firetail *Stagonopleura guttata* Uncommon, Breeding Resident

General: 52 records (incl 9 WOO: LAM (8), NLQ (1)). Range 1-7 birds. Widely scattered across the northern and eastern parts of the region. 3 breeding records: nb/1 Nov Bellmount Forest GrO5 (FyM1); nb/3 Feb Bumbalong Road Gr L27 (HoJ1); and di/3 Mar Enchanted Hill GrL18 (GrB1).

FRINGILLIDAE: finches

European Greenfinch *Carduelis carduelis* Rare, Breeding Resident

General: 3 records, all from Jerrabomberra Wetlands (JoD1, BoJ1, WaJ2).

European Goldfinch *Carduelis chloris* Common, Breeding Resident

General: 123 records (incl 4 WOO: SYM (2), LAM (1), and RED (1)). Two records of an estimated 50 birds, 1 of 30, 1 of 20, all others <15. 1 breeding record: dy/23 Jan Yankee Hat Gr25 (DeD2).

GBS: Abundance (A=0.1746) similar to 2000-2001 (A=0.1795). Recorded from 18.6% of sites.

DICAEIDAE: mistletoebird

Mistletoebird *Dicaeum hirundinaceum* Common, Breeding Migrant

General: 106 records (incl 24 WOO: GOO (6), MAJ (6), MUF (3), TUG (3), LAM (2), NLQ (2), SYM (2)). Records throughout the year, predominantly in summer. 1 breeding record: nb/2 Dec Mulligans Flat GrL10 (Boil).

GBS: Abundance (A=0.0390) slightly up from 2000-2001 (A=0.0365) but down from 1999-2000 (A=0.0537). Recorded from 16.9% of sites.

HIRUNDINIDAE: swallow, martins**Welcome Swallow** *Hirundo neoxena*

Common, Breeding Resident

General: Recorded 268 times (incl 7 WOO: RED (2), TUG (2), CAS (1), HAL (1) and SYM (1)). 4 breeding records: nb/19 Oct (HaK1); dy 20 Oct (JoM2); on/25 Oct (FyM1); and on/16 Nov (BrM2). A decrease in records in winter.

GBS: The abundance has risen slightly from last year (0.2367 vs 0.2319) but is still well below the 0.5384 of 1993-94. Recorded from 47% of sites (28) this year compared with 36% last year. A decrease in records during the winter months - only recorded at 6 sites in Jun and 1 in Jul. Breeding recorded at one site in Curtin: dy/ 5wk Oct to 1 wk Nov (AJR1).

Tree Martin *Hirundo nigricans*

Common, Breeding Migrant

General: Recorded 87 times with 2 breeding records: on/14 Oct Old Cooma Road GrM18 (HoJ1); and ny/4 Nov Woolcara Lane GrQ19 (FyM1). Of the 87 records 23 (17%) were from the Woodland survey (CAS (6), HAL (6), LAM (5), NLQ (5), and TUG (1)). Few records in colder months - 1 in Apr, 2 in May and none in Jun or Jul (i.e. only 3.5% of records in 33% of the year),

GBS: 12 records from 9 sites. No records between Dec and Feb, or May and Jul.

Fairy Martin *Hirundo ariel*

Uncommon, Breeding Migrant

General: Recorded 22 times between 14 Sep and 10 Feb. Three breeding records: nb/25 Oct Uriarra Road GrG13 (FyM1); dy/4 Nov nr Bungendore GrT10 (DeD2); and dy/3 Feb Bumbalong Road GrL27 (HoJ 1).

SYLVIIDAE: old world warblers**Clamorous Reed-Warbler** *Acrocephalus stentoreus*

Common, Breeding Migrant

General: 69 records, first 1/1 Sep Kellys Swamp GrL14 (PeH2) and last 1/25 Mar JWNP GrL14 (PeH2). One report of breeding: on/31 Oct wetlands N of Bungendore Gr S12 (DeD2).

Little Grassbird *Megalurus gramineus*

Uncommon, Breeding Resident

General: 6 records, all of single birds, 5 from JWNP GrL14 and one from ANU campus GrK13. All records Dec-Jan except for 1 in Jun.

Rufous Songlark *Cincloramphus mathewsi*

Common, Breeding Migrant

General: 31 records, one early (30 Jul), the remainder between 6 Oct and 20 Jan. 6 records from the WOO sites (LAM (3), CAS (1), SYM (1), TUG (1)) in Dec.

Brown Songlark *Cincloramphus cruralis*

Rare, Breeding Migrant

General: 3 records: 1/25 Oct Tralee GrM17 (MiK1); 1/19 Dec Walleroo Rd GrJ11 (TaN1); and 1/9 Jan Gundaroo to Bungendore road GrO8 (JoM2).

Golden-headed Cisticola *Cisticola exilic*

Uncommon, Breeding Resident

General: 29 records of up to 6 birds through most of the year, but most frequently recorded in the summer months.

GBS: 6 records between 3wk Oct and 2wk Dec from a site in Curtin GrJ14 (AJR1).

ZOSTEROPIDAE: silvereeye

Silvereeye *Zosterops lateralis* Common, Breeding Resident/Migrant

General: 287 records (incl 19 WOO: RED (7), MAJ (5), NLQ (3), MUF (2), CAS (1) and SYM (1)). 5 breeding records (3br, 2dy) between 28 Oct and 16 Feb.

GBS: Third most abundant bird in the GBS. Abundance (A=6.3723) slightly down from 2000-2001 (A=6.5065). Reported from 100% of sites. Breeding recorded from 6 sites.

MUSCICAPIDAE: thrushes

Bassian Thrush *Zoothera lunulata* Uncommon, Breeding Resident

No records in 2001-02. Last recorded Aug 2001.

Common Blackbird *Turdus merula* Common, Breeding Resident

General: 233 records (incl 7 WOO: MAJ (2), NLQ (2), TUG (2) and LAM (1)). 8 breeding records (7br, 1 dy) between 16 Oct and 22 Dec.

GBS: Abundance (A=1.8165) slightly down on 2000-2001 (A=1.8570). Recorded from 96.6% of sites. Breeding recorded from 21 sites between 2wk Sep and 1wk Feb.

STURNIDAE: starling, myna

Common Starling *Sturnus vulgaris* Common, Breeding Resident

General: 465 records (incl 89 WOO: NLQ (30), HAL (14), TUG (9), LAM (8), GOO (7), CAS (6), SYM (6), MAJ (5), MUF (3) and RED (1)), 37 breeding records (6ih, 2nb, 2on, 11ny, 12cf, 2dy, 2br) between 11 Aug and 30 Dec,

GBS: This year, Canberra's fifth most common GBS bird. Abundance (A=4,2696) significantly down from 2000-2001 (A=5.9484) and 1999-2000 (A=6.6368) continuing a long term decline since 1995-96 (A=9.8804). Recorded from 89.9% of sites. Breeding recorded from 11 sites between 5wk Jul and 1wk Jan.

Common Myna *Acridotheres tristis* Common, Breeding Resident

General: 236 records (incl 35 WOO: TUG (9), MAJ (8), NLQ (8), RED (7), HAL (2), and SYM (1)). 10 breeding records (5ih, 1nb, 1on, 1ny, 1dy, 1br) between 23 Sep and 31 Jan. GBS: This year Canberra's fourth most abundant GBS bird. Abundance (A=4.5562) down from 2000-2001 (A=5.1530), Recorded from 96.6% of sites. Breeding recorded from 15 widely dispersed sites, commencing 1wk Aug.

DATA, METHODOLOGIES, AND EXPLANATORY NOTES

Sources of data

General records

All records other than the GBS records have been included this year as 'General' records.

Garden Bird Survey (GBS)

GBS data are derived from standard charts on which participants record observations on a weekly basis at sites throughout suburban Canberra. Observers record the maximum number of each species seen at any one time during a week within a radius of 100 metres of their home or workplace.

Statistical values for measures of abundance (A), distribution (F), weekly presence (W), recording rate (R), and group size (G), together with the percentage change in these values when compared with the average of the previous 17 years are shown on pp. 166-169. The methods used to calculate these values are described below.

A Measure of abundance.

This is the average number of individuals of a species recorded at a site for each week over the full year. It is obtained by adding all weekly observations of the species and dividing the sum by the total number of weeks in which observations were made. For example, if the total number of weeks during which observations were made was 2156 and the total number of Eastern Spinebills recorded was 1106, the average number of that species seen each week, at each site, over the full year (A) would be 0,513 .

F Measure of distribution.

This is the number of sites at which a species was recorded at least once during the year expressed as a percentage of the total number of sites. If there were 50 sites and the White-

W Measure of weekly presence

The number of weeks in the year for which a species was recorded at any site. In the case of a resident species such as the Crested Pigeon, which is present throughout the year, W=52; whereas a migrant such as the Dollarbird, was present only for 19 weeks, for example, W=19.

R Measure of the recording rate

This is the number of observer-weeks during which a species was recorded, expressed as a percentage of the total number of observer-weeks for the year. For example, if the Noisy Miner was recorded during 111 of the observer-weeks and the total number of observer-weeks for the year was 2156, for the Noisy Miner R=5.15%.

G Measure of group size

Average number of individuals of a species recorded in each observation. For example, if the calculated G value for the Silver Gull was 134.3, it is an indication that the Silver Gull was usually observed in sizeable flocks.

Woodland Survey (WOO)

Data are collected systematically following protocols which have a sound statistical basis. Nine sub-sites (plots of 50 m radius), in habitat structures of low, medium and high are set up at each site, and surveys are conducted seasonally (four times a year). Each sub-site is surveyed for 10 minutes with all birds seen or heard recorded, and other birds outside the plot in the same habitat also being recorded.

Surveys at Mulligans Flat (24 sub-sites) commenced in 1995, and include sites in Grassy Woodland as well as other habitats.

The Majura Firing Range was added in 1998/99 (10 sub-sites) but was not surveyed in 2001-02 due to access problems.

Table 2. Woodland survey dates

Site	Spring	Summer	Autumn	Winter
CAS	16/9	9/12	13/4	29/6
GOO	22/9	16/12	23/3	22/6
HAL	22/9 23/9	16/12	23/3 24/3	23/6
LAM		21/12	25/3	5/7
MAJ	23/9	24/12		26/6
MUF	23/9	2/12	24/3	30/6
NLQ	7/10	9/12	17/3	22/6 23/6
RED	23/9	16/12 16/2	24/3	23/6
SYM	22/9	16/12	28/3	22/6
TUG	21/9	16/12	31/3	30/6

Waterbird Survey (WBS)

Data on the number of waterbirds present are collected during monthly surveys of Lake Bathurst (including The Morass) and Lake George. The survey involves visits to three locations at Lake Bathurst and to two locations at Lake George. In 2001-02, however, Lake George was not surveyed as it was dry and Lake Bathurst was only surveyed when water levels permitted.

In the table of waterbird numbers, the figures which are underlined indicate that the lake was only partly surveyed. A hyphen indicates that no surveys were undertaken at any site at the lake for the month.

Surveys of Lake Bathurst and The Morass were conducted on the following dates:
 Lake Bathurst East, 31 Aug; 1 Oct, 11 Jan, 25 Mar, 29 Apr;
 Lake Bathurst West, 1 Oct, 25 Mar; 29 Apr;
 The Morass, 12 Jul, 31 Aug, 23 Sep, 1 Oct, 25 Nov, 16 Dec, 11 Jan, 27 Jan, 23 Feb, 25 Mar, 28 Apr, 29 Apr, 26 May, 6 Jun, 23 Jun.

Explanatory notes on the text

The names and sequence of birds in the

and Species of Birds of Australia and its Territories (Christidis & Boles 1994).

The status shown for each bird in this report takes account of results of the 1986-89 'Atlas' survey of the ACT (Taylor & COG 1992), database records, survey results and other data currently available. It is updated regularly by the COG Rarities Panel

As applicable, information for each species in the Systematic List is in the sequence: General Records (**General**), and Garden Bird Survey (**GBS**). For some species, there may also be a brief general commentary preceding the data summary.

As a general rule records are set out in the following format:
 number of individuals/date, place, grid (observer). For example, '4/15 Jun ANBG GrK13 (WiJ 1)', indicates four birds on 15 June at Australian National Botanic Gardens grid cell K13 and the observer was Jacqui Winter. (A full list of observers and their observer codes is provided on pp. 189-190. When sufficient data are available, breeding records giving the first and last nest and/or dependent young records are often included. In these cases the breeding code, e.g. 'ne' (nest with eggs) or 'dy' (dependent young), or other abbreviation as appropriate, takes the place of the number of individuals. For breeding records of cuckoos, the host species, if recorded, is shown in brackets immediately following the breeding indicator, e.g. dy(White-plumed Honeyeater)/18 Dec.

The words 'record(s)' are not used to indicate the number of birds involved. Where available and appropriate the number of individuals is included. Numbers and distribution of birds are sometimes compared with the previous year. Unless indicated otherwise, a statement in this report such as 'overall numbers lower' should be taken to mean lower than in the immediately preceding year.

Because the Garden Bird Survey works on a weekly basis, GBS data have no specific dates, but are of the form '2wk May', '2wk' referring to the second week of the month. The first day of the first week rarely starts on the first day of the month, however. The dates of each GBS week are shown at the top of the GBS chart and are also listed by Taylor (1987) and Veerman (2002).

Abbreviations

The following abbreviations include some used in previous editions of the Annual Bird Report.

General

ANBG Australian National Botanic Gardens
ANU Australian National University
BA Birds Australia
CAS Castle Hill
CBN Canberra Bird Notes
Ck creek
CNP Canberra Nature Park
CSIRO Commonwealth Scientific and Industrial Research Organisation. The abbreviation is followed by the location, e.g. CSIRO Black Mtn
esc escapee (status as confirmed by the COG Rarities Panel)
E East
f female
GA Greening Australia
GBS Garden Bird Survey
GOO Gooroo
Gr COG grid cell (number)
GunL Gungahlin Lakes
Hs/Hstd Homestead
Hwy Highway
inc, incl including/inclusive
juv juvenile
JWNP Jerrabomberra Wetlands Nature Park
km kilometre
LAM Lambrigg

LBG Lake Burley Griffin
LGeo Lake George
LGeoN Lake George northern end
LGeoS Lake George southern end
LGin Lake Ginninderra
LTug Lake Tuggeranong
m male
MAJ Mt Majura
max maximum
MES Mulligans Flat Survey
Misc miscellaneous (records)
MF Majura Firing Range
Mt/Mtn Mount/Mountain
MF Mulligans Flat
N North
NP National Park/Nature Park
nr near
NR Nature Reserve
NZ New Zealand
Pk Park
R River
Ra Range
Rd/rd Road
RED Red Hill
Res Reserve
S South
SF State Forest
SP sewage ponds
SYM Symonston
TSR Travelling Stock Reserve
TUG Tuggeranong
UNC University of Canberra, Bruce
unsp unspecified
W West
WBS Waterbird Survey
WL wetlands
WOO Woodland Survey
wk week

Breeding codes
cf carrying food
co copulation
di display
dy dependent young
ih inspecting hollow
nb nest building
ne nest with eggs

List of contributors

Code	Name		
		GtB 1	Bill Graham
		GrT1	Tom Green
		HAI1	Andrea & Jack Holland
AJR1	Julia & Richard Allen	HaK1	Kay Hahne
A1B1	Barbara Allan	HaL1	Lee Halasz
A1R1	Richard Allen	HaR2	Rodger Hall
AnI1	Ian Anderson	HaS4	Stuart Harris
AnL1	Leonie Andrews	HeW1	Bill Hetherington
ArM2	Mary Argall	HiM2	Mathew Higgins
AsM1	Margaret Aston	HoA1	A Howarth
AvJ1	John Avery	HoB1	Bill Horrigan
BaB 1	Barry Baker	HoB3	Brian Hooley
BaI 1	Ian Baird	HoJ1	Jack Holland
BaJ 1	Joe Barr	HoS1	Steve Holliday
BeA2	Alistair Bestow	IrJ 1	Janet Irons
BeC1	Catherine Bennett	JoD1	Delia Johnson
BeC3	Chris Bellamy	JoF1	Fiona Johnson
BeD1	Darryl Beaumont	JoM2	Murray Johnson
BeR3	Rosemary Bell	KoL1	L Kosseck
BiJ1	John Bissett	KrS1	Shirley Kral
B1R1	Rosemary Blemings	LaD1	David Landon
BoJ 1	Jennifer Bounds	LaD3	Doug Laing
BoM1	M Boots	LaS1	Sue Lashko
BoS2	S Bond	LaT1	Terena Lally
BrM2	Muriel Brookfield	LeA 1	Adam Leavesley
BuC3	Charles Buer	LeB 1	Brendan Lepschi
CaJ2	J Carnahan	LeM 1	Michael Lenz
CaN1	Nathan Carroll	LiB1	Bruce Lindenmayer
CCR1	C & R Cannon	LiJ1	Joan Lipscombe
C1S1	Sylvia Cleland	LiM1	Mark Lintermans
CoE1	Elizabeth Compston	LiT1	Trevor Lipscombe
CoP2	P & S Collie	LJT1	Joan & Trevor Lipscombe
CrI1	Isobel Crawford	LoE1	Eva Longley
DaC 1	Chris Davey	LuM 1	Maria Lukacs
DaG2	Geoffrey Dabb	LuN1	Noel Luff
DaT1	Tony Daukus	MaC2	Carol Macleay
DeD2	Dianne Deans	MaD3	David Mallison
DeM1	Murray Delahoy	MaR1	Richard Mason
DoM1	Mike Doyle	McD1	David McDonald
DwB1	B&K Dwyer	McG2	G&M McGregor
E1N1	Nevin Ellis	McJ2	Jonette McDonnell
FoA1	Alan Ford	McJ4	Julie McGuinness
FrI 1	Ian Fraser	MDN 1	David & Noela McDonald
FyM1	Malcolm Fyfe	MiK1	Kevin Mills
GeJ1	Jean Geue	MiS1	Suzanne Mitchell
GiM3	Mat & Cathy Gilfedder	MoM1	Mike Moncur
GoJ3	John Goldie	MoM3	Martyn Moffat
GoP2	Phyl Goddard	MoT1	Terry Moore
GoT1	Terry Gourlay	MuL1	Louise Muir

MuT1 Terry Munro
 NeG1 Gail Neumann
 OgM1 Mike Ogden
 OrM1 Mary Ormay
 OrP1 Peter Ormay
 OvA1 Anthony Overs
 PeB1 Barrie Pennefather
 PeH2 Harvey Perkins
 PfD1 David Pfanner
 PuD1 David Purchase
 ReD1 David Rentz
 ReG1 Gillian Redmond
 RoA2 Alan Robertson
 RoD1 AD Ross
 RoD3 Darren Roso
 RoP1 Peter Roberts
 RoS1 Susan Robertson
 RuB1 Bob Rusk
 ScA1 Anthony Scott
 ScB2 Brian Scales
 ScG1 Gutta Schoefl
 ScJ4 Jennifer Scott
 ScK1 Ken Schaefer
 SmR1 Robin Smith
 SuR1 Richard Summerrell
 TaN1 Nicki Taws
 TaS1 Steve Taylor
 VeP1 Philip Veerman
 ViR1 RK Villiers-Brown
 WaJ2 John Walter
 WaK1 Kathy Walter
 WiB1 Brendan Wilson
 WMI Margaret Windle

WiP1 Pauline Wicksteed
 WiS1 Steve Wilson
 WoD1 Don Wood
 ZwM1 Marnix Zwankhuizen

Non-coded Birds Australia contributors

Angair Bird Group
 Illawarra BOC
 Cumberland BOC
 Anthony Bushell
 Stephen Clark
 Robert Cook

Ian Cowan
 Norman Davenport
 Thomas Delaney
 David Everitt

Ruby Hutchins
 Paddy Lightfoot
 Tony McQuillan
 Glenise Moors
 Don Nicholls

John Peter
 David Pool
 Donalda Rogers
 Vicki-Jo Russell
 Roy Sonnenburg
 David Thomson
 Richard Treloar
 R Whatmough
 Deborah Williams

ACKNOWLEDGMENTS

The first and most heartfelt acknowledgment must go to all contributors of data. Without their endeavours, the ABR could not exist.

Thanks must also go to Paul Fennell, for his work in maintaining the COG database, to Philip Veerman for the GBS database and to Tony Harding and Kay Hahne for data input.

The writing team for the Systematic List comprised Barbara Allan, Grahame Clark, Chris Davey, Bob Digan, Malcolm Fyfe, Ian

McMahon, Harvey Perkins, David Purchase, and Nicki Taws, all of whose efforts are gratefully acknowledged. Final responsibility for any errors of commission or omission rests however with the editors, Harvey Perkins and Barbara Allan.

The exceptional quality of the maps in this ABR is due to Nicki Taws and the wonders of advanced technology. Rainfall and temperature data were sourced from the Bureau of Meteorology.

The Woodland Survey support from Environment ACT is particularly appreciated, as is the work of all survey organisers and participants.

REFERENCES

Canberra Ornithologists Group (2000), *Birds of Canberra Gardens*. Canberra Ornithologists Group and Urban Services, ACT Government, Canberra.

Christidis, L. and Boles, W.E. (1994). *The taxonomy and species of birds of Australia and its territories*. RAOU monograph 2. RAOU, Melbourne.

Hermes, N. (1981). Garden Bird Chart and Survey. *Canberra Bird Notes* 6: 112-114.

Holland, J. and Veerman, P. (2000). Observations on the spread of the Satin Bowerbird into Canberra suburbs. *Canberra Bird Notes* 25: 5971-114.

Nix, H. (1999). Red-whiskered Bulbul at Lake George, NSW. *Canberra Bird Notes* 24: 26.

Taylor, I. (1987). Breeding data from suburban gardens, Canberra, 1981 to 1984. *Canberra Bird Notes* 12: 8-13.

Taylor, I. and Canberra Ornithologists Group (1992). *Birds of the Australian Capital Territory an atlas*. Canberra Ornithologists Group and National Capital Planning Authority, Canberra.

Veerman, P.A. (2002). *Canberra Birds: a report on the first 18 years of the Garden Bird Survey*. Philip Veerman, Canberra.

Wilson, S. (1999). *Birds of the ACT two centuries of change*. Canberra Ornithologists Group, Canberra.

List of ABRs

COG (1990). Annual Bird Report: 1 July 1988 to 30 June 1989. *Canberra Bird Notes* 15: 69-124.

COG (1992). Annual Bird Report: 1 July 1989 to 30 June 1990. *Canberra Bird Notes* 17: 17-71.

COG (1993). Annual Bird Report: 1 July 1990 to 30 June 1991. *Canberra Bird Notes* 18: 53-108.

COG (1996). Annual Bird Report: 1 July 1991 to 30 June 1992. *Canberra Bird Notes* 21: 69-124.

COG (1997). Annual Bird Report: 1 July 1992 to 30 June 1993. *Canberra Bird Notes* 22 (Supplement).

COG (1998). Annual Bird Reports: 1 July 1993 to 30 June 1994 and 1 July 1994 to 30 June 1995. *Canberra Bird Notes* 23 (Supplement).

COG (1999). Annual Bird Reports: 1 July 1995 to 30 June 1996 and 1 July 1996 to 30 June 1997. *Canberra Bird Notes* 24: 49-143.

COG (1999), Annual Bird Report: 1 July 1997 to 30 June 1998. *Canberra Bird Notes* 24: 193-248,

COG (2000). Annual Bird Report: 1 July 1998 to 30 June 1999. *Canberra Bird Notes* 25: 127-184.

COG (2001). Annual Bird Reports: 1 July 1999 to 30 June 2000 and 1 July 2000 to 30 June 2001. *Canberra Bird Notes* 26: 105-199.

TABLE 3. GARDEN BIRD SURVEY STATISTICS - 2001-2002

Values for A, F, W, R and G for 1 July 2001 to 30 June 2002 (Year 21), together with percentage change when compared with the mean of all previous years (Years 1-20).

Species	A	dA%	F	dF%	W	dW%	R	dR%	G
+ 1 Sulphur-crested Cockatoo	8.5404	82.4	100.0	3.0	52	0.0	90.22	38.1	9.47
2 Galah	8.0475	25.4	100.0	0.7	52	0.0	83.11	6.9	9.68
3 Silvereye	6.3723	6.4	100.0	3.1	52	0.0	72.11	5.0	8.84
+ 4 Common Myna	4.5562	82.1	96.6	52.2	52	0.3	78.64	90.5	5.79
- 5 Common Starling	4.2696	-62.1	89.8	-7.2	52	0.0	53.71	-25.5	7.95
6 House Sparrow	3.9679	-45.1	88.1	-8.7	52	0.0	59.60	-19.9	6.66
7 Pied Currawong	3.8867	-3.7	100.0	1.4	52	0.0	90.70	15.2	4.29
8 Crimson Rosella	3.6504	27.0	100.0	1.3	52	0.0	90.62	17.3	4.03
9 Australian Magpie	3.3942	26.5	100.0	0.6	52	0.0	92.65	9.7	3.66
+ 10 Red Wattlebird	2.8843	47.4	100.0	2.9	52	0.0	92.81	25.5	3.11
11 Magpie-lark	2.5907	29.7	98.3	0.0	52	0.0	85.59	17.2	3.03
+ 12 Australian King-Parrot	2.4060	80.1	96.6	32.9	52	1.1	59.16	75.2	4:07
+ 13 Crested Pigeon	2.2737	344.8	94.9	155.4	52	58.5	71.46	287.0	3.18
14 Yellow-faced Honeyeater	2.1860	-18.5	86.4	-1.1	51	0.3	24.20	-11.0	9.03
15 Common Blackbird	1.8165	5.1	96.6	5.3	52	0.0	78.40	9.1	2.32
16 Yellow-rumped Thornbill	1.3942	-8.7	86.4	-1.8	52	0.0	32.44	-13.1	4.30
17 Eastern Rosella	1.3715	-7.8	94.9	-1.8	52	0.0	52.17	-10.0	2.63
+ 18 Australian Raven	1.3565	43.6	98.3	5.6	52	0.0	59.16	26.6	2.29
19 Rock Dove	1.1969	0.8	47.5	-7.4	52	0.0	17.17	-2.1	6.97
+ 20 Superb Fairy-wren	0.9765	38.9	79.7	15.9	52	0.0	29.60	28.3	3.30
21 Noisy Friarbird	0.7674	-21.9	96.6	2.7	43	-2.9	33.94	-14.1	2.26
22 Gang-gang Cockatoo	0.7661	17.0	67.8	-4.0	52	0.4	25.50	17.7	3.00
+ 23 Eastern Spinebill	0.7056	27.4	91.5	3.6	52	1.1	43.73	31.5	1.61
24 Spotted Pardalote	0.6991	13.9	78.0	0.4	52	0.1	39.02	39.7	1.79
+ 25 Australian White Ibis	0.6638	409.9	20.3	104.6	31	121.4	2.03	155.8	32.70
26 Striated Pardalote	0.6009	-3.4	76.3	1.5	52	0.0	28.22	0.6	2.13
27 Weebill	0.4974	15.9	57.6	20.2	52	0.3	21.40	27.5	2.32
+ 28 Brown Thornbill	0.4783	122.5	69.5	66.9	52	2.8	24.93	117.6	1.92
+ 29 White-winged Chough	0.4340	41.2	45.8	80.0	48	12.0	5.52	36.8	7.86
30 Grey Fantail	0.3609 "	2.2	81.4	-1.6	52	0.3	24.20	5.7	1.49
+ 31 Satin Bowerbird	0.3609	284.3	25.4	115.9	52	84.7	8.28	160.3	4.36
+ 32 White-browed Scrubwren	0.3256	231.2	39.0	82.2	52	14.0	17.26	205.2	1.89

A (abundance) = mean number of birds/site/week
 F (distribution) = % of sites with record(s)
 W (weeks) = number of weeks with record(s)

R (recording rate) = % of observer weeks with record(s)
 G (group size) = mean number of individuals/observation

Species	A	dA%	F	dF%	W	dW%	R	dR%	G
- 33 Black-faced Cuckoo-shrike	0.3195	-43.3	86.4	-7.9	52	0.2	23.79	-33.0	1.34
34 Welcome Swallow	0.2367	3.7	47.5	29.3	49	-0.8	7.31	5.7	3.24
35 Silver Gull	0.2318	-66.3	3.4	-63.1	22	20.9	0.89	-1.9	25.95
- 36 Laughing Kookaburra	0.2274	-39.6	72.9	-1.6	52	0.0	14.70	-30.7	1.55
37 Straw-necked Ibis	0.2241	-47.3	33.9	67.2	32	47.5	2.64	26.2	8.49
38 Noisy Miner	0.2038	29.7	22.0	16.9	52	4.3	4.99	9.0	4.08
39 White-naped Honeyeater	0.1941	-73.3	35.6	-35.3	29	-10.2	3.65	-52.8	5.31
40 Golden Whistler	0.1851	29.7	69.5	17.3	45	3.4	14.94	24.0	1.24
- 41 European Goldfinch	0.1746	-46.0	18.6	-60.7	46	-7.4	3.29	-65.4	5.31
+ 42 Pacific Black Duck	0.1709	158.8	15.3	89.5	44	76.0	3.09	106.3	5.54
+ 43 Australian Wood Duck	0.1567	37.7	25.4	16.8	42	17.5	3.90	36.6	4.02
+ 44 Little Corella	0.1563	376.4	22.0	207.2	41	153.9	3.94	319.0	3.97
+ 45 Yellow-tailed Bl-Cockatoo	0.1397	79.3	28.8	311.7	32	344.4	2.31	310.5	6.04
- 46 Red-browed Finch	0.1380	-60.6	15.3	-43.0	41	-3.9	2.60	-45.9	5.31
- 47 Red-rumped Parrot	0.1360	-67.3	28.8	-28.9	43	-15.6	3.45	-62.4	3.94
- 48 Striated Thornbill	0.1360	-37.9	37.3	2.4	38	-18.4	3.94	-34.7	3.45
49 Fuscous Honeyeater	0.1332	-16.9	37.3	0.6	24	-10.9	4.06	-21.6	3.28
+ 50 Common Bronzewing	0.1328	412.2	11.9	32.4	51	83.5	3.82	159.1	3.48
+ 51 Dusky Woodswallow	0.1311	176.5	15.3	18.1	17	22.7	0.97	26.8	13.46
- 52 Willie Wagtail	0.1206	-60.1	67.8	-18.9	52	0.0	10.39	-55.1	1.16
53 Little Raven	0.1173	68.0	10.2	22.3	7	-20.5	0.41	-4.3	28.90
54 Masked Lapwing	0.0914	-2.6	42.4	14.0	49	4.7	5.52	6.4	1.65
- 55 White-plumed Honeyeater	0.0905	-44.5	39.0	-14.3	37	-21.7	4.10	-46.4	2.21
56 Grey Currawong	0.0853	4.6	35.6	5.4	50	1.9	7.47	9.4	1.14
57 White-throated Needletail	0.0832	-62.4	28.8	21.5	13	14.5	1.26	11.2	6.61
+ 58 Wh-browed Woodswallow	0.0690	247.3	1.7	3.0	2	66.7	0.08	42.0	85.00
- 59 White-eared Honeyeater	0.0686	-36.1	39.0	-28.6	47	19.4	4.87	-40.8	1.41
60 Olive-backed Oriole	0.0686	25.0	50.8	23.0	34	0.0	6.21	22.7	1.10
- 61 Buff-rumped Thornbill	0.0589	-45.5	15.3	-0.4	26	-32.5	1.62	-43.3	3.63
62 White-throated Treecreeper	0.0508	-6.5	13.6	-22.9	50	9.3	4.18	-12.2	1.21
63 Tree Martin	0.0463	69.2	15.3	115.3	11	-9.5	0.49	-15.2	9.50
64 Australian Hobby	0.0402	7.8	39.0	12.0	37	-1.1	3.53	13.2	1.14
+ 65 Mistletoebird	0.0390	65.6	16.9	26.5	30	15.2	2.92	38.9	1.33
+ 66 Collared Sparrowhawk	0.0386	137.5	33.9	69.2	45	69.5	3.65	137.6	1.06
- 67 Double-barred Finch	0.0374	-73.3	15.3	-29.0	26	-31.1	1.50	-55.5	2.49
+ 68 Spotted Turtle-Dove *	0.0333	1007.7	10.2	411.9	39	796.6	2.72	1105.9	1.22

A (abundance) = mean number of birds/site/week
 F (distribution) = % of sites with record(s)
 W (weeks) = number of weeks with record(s)

R (recording rate) = % of observer weeks with record(s)
 G (group size) = mean number of individuals/observation

Canberra Bird Notes 27(4)

Species	A	dA%	F	dF%	W	dW%	R	dR%	G
69 White-faced Heron	0.0321	6.2	13.6	-8.2	40	40.1	2.27	23.8	1.41
+ 70 Tawny Frogmouth	0.0317	173.6	3.4	-18.8	34	153.7	1.46	134.2	2.17
71 Southern Boobook	0.0313	-23.7	32.2	-3.8	38	-0.7	2.84	-25.5	1.10
- 72 Grey Shrike-thrush	0.0313	-60.6	32.2	-20.4	35	-26.4	2.92	-58.9	1.07
73 Leaden Flycatcher	0.0313	1.6	20.3	-2.8	22	-6.2	2.52	14.6	1.24
74 Crescent Honeyeater	0.0288	3.1	10.2	-23.6	27	22.2	2.11	5.9	1.37
+ 75 Rose Robin	0.0284	129.8	23.7	85.9	23	36.5	2.35	104.2	1.21
76 Skylark	0.0268	-23.1	1.7	-17.2	28	69.7	1.14	35.9	2.36
77 Pallid Cuckoo	0.0256	-27.7	30.5	0.0	17	-18.7	2.44	-24.3	1.05
78 New Holland Honeyeater	0.0240	-49.2	13.6	16.7	30	4.7	1.79	-3.3	1.34
- 79 Dollarbird	0.0231	-62.4	23.7	-30.1	19	-16.8	1.71	-54.6	1.36
80 Black-shouldered Kite	0.0199	11.4	11.9	-3.0	34	34.4	1.71	18.2	1.17
- 81 Rufous Whistler	0.0199	-82.3	28.8	-51.3	29	-38.4	1.87	-79.9	1.07
82 Yellow Thornbill	0.0183	9.1	11.9	52.3	24	20.6	1.22	36.8	1.50
83 Australian Pelican	0.0171	-12.9	11.9	15.3	10	-4.8	0.45	-15.3	3.82
84 Richard's Pipit	0.0166	-7.0	1.7	-56.4	23	38.1	0.93	12.7	1.78
+ 85 Wedge-tailed Eagle	0.0150	83.8	22.0	90.6	18	60.7	1.02	81.1	1.48
- 86 Brown-headed Honeyeater	0.0130	-55.4	6.8	-10.0	8	-43.7	0.37	-48.7	3.56
87 Flame Robin	0.0122	-12.9	3.4	-58.0	9	-28.0	0.37	-44.7	3.33
+ 88 Grey Teal	0.0118	606.7	1.7	128.8	14	700.0	0.57	612.7	2.07
+ 89 Grey Butcherbird	0.0118	341.6	22.0	306.4	19	331.8	1.14	334.7	1.04
90 Rainbow Lorikeet	0.0114	-8.6	10.2	59.1	14	0.4	0.65	0.3	1.75
- 91 Varied Sittella	0.0110	-75.8	6.8	-34.9	4	-77.6	0.16	-80.7	6.75
92 Rainbow Bee-eater	0.0093	-35.5	8.5	17.5	5	2.0	0.24	-3.1	3.83
- 93 Scarlet Robin	0.0085	-83.0	18.6	42.6	11	-61.2	0.69	-79.8	1.24
- 94 Brown Goshawk	0.0081	-36.5	23.7	7.1	15	-31.5	0.77	-35.3	1.05
+ 95 Common Koel	0.0081	198.6	18.6	239.6	8	135.3	0.81	221.3	1.00
+ 96 Great Cormorant	0.0077	84.5	6.8	77.2	10	98.0	0.45	109.4	1.73
- 97 Fan-tailed Cuckoo	0.0061	-49.1	13.6	-12.6	12	-35.5	0.57	-50.2	1.07
98 Little Eagle	0.0057	6.1	8.5	-2.3	11	-2.2	0.49	-2.4	1.17
- 99 Shining Bronze-Cuckoo	0.0057	-33.5	15.3	34.4	9	-36.8	0.57	-32.6	1.00
- 100 White-throated Gerygone	0.0053	-74.8	15.3	-21.0	10	-53.5	0.53	-72.4	1.00
- 101 Nankeen Kestrel	0.0049	-81.8	10.2	-55.2	10	-69.1	0.45	-80.9	1.09
- 102 Sacred Kingfisher	0.0045	-61.2	10.2	-49.1	9	-43.0	0.45	-58.5	1.00
- 103 Brown Falcon	0.0041	48.2	3.4	-66.4	8	45.8	0.37	46.4	1.11
+ 104 Little Pied Cormorant	0.0037	171.5	3.4	67.2	7	174.5	0.28	150.4	1.29

A (abundance) = mean number of birds/site/week
 F (distribution) = % of sites with record(s)
 W (weeks) = number of weeks with record(s)

R (recording rate) = % of observer weeks with record(s)
 G (group size) = mean number of individuals/observation

Species	A	dA%	F	dF%	W	dW%	R	dR%	G
105 Cattle Egret	0.0037	22.6	3.4	279.9	233.3	0.08	36.8	4.50	
- 106 Peregrine Falcon	0.0032	-33.6	11.9	35.3	641.2	0.32	-27.6	1.00	
+ 107 Maj Mitchell's Cockatoo**	0.0024	15768	6.8	11561	5 9900	0.24	15768	1.00	
+ 108 Musk Lorikeet **	0.0024	2243.0	1.7	519.1	1233.3	0.04	290.5	6.00	
- 109 Rufous Fantail	0.0024	-29.7	8.5	-4.4	437.0	0.24	-25.7	1.00	
110 Golden-headed Cisticola	0.0024	-3.7	1.7	47.2	636.4	0.24	32.4	1.00	
+ 111 Great Egret	0.0020	951.9	3.4	428.7	4900.0	0.16	947.0	1.25	
112 Princess Parrot	0.0020	n/a	1.7	n/a	5 n/a	0.20	n/a	1.00	
113 Fork-tailed Swift **	0.0020	-36.2	3.4	216.2	2233.3	0.08	153.1	2.50	
114 Yellow-tufted Honeyeater	0.0020	-38.2	5.1	111.0	43.9	0.20	7.3	1.00	
- 115 Black Swan	0.0016	-33.8	1.7	56.0	128.6	0.04	-26.4	4.00	
+ 116 Dusky Moorhen	0.0016	999.6	1.7	720.5	42566.7	0.16	3092.4	1.00	
- 117 Horsfield's Bronze-Cuckoo	0.0016	-83.6	3.4	-72.0	472.1	0.16	-82.9	1.00	
- 118 White-winged Triller	0.0016	-88.8	3.4	-60.5	465.4	0.16	-81.2	1.00	
+ 119 Whistling Kite	0.0012	126.2	3.4	165.0	266.7	0.08	62.8	1.50	
+ 120 Grey Goshawk **	0.0012	641.6	1.7	181.6	3566.7	0.12	641.6	1.00	
+ 121 Little Lorikeet	0.0012	38.3	3.4	139.6	2150.0	0.08	122.3	1.50	
122 Superb Parrot	0.0012	-26.3	3.4	124.5	217.6	0.08	24.4	1.50	
+ 123 Wh-bellied Cuckoo-shrike	0.0012	191.2	3.4	208.8	3185.7	0.12	191.2	1.00	
124 Pied Cormorant **	0.0008	n/a	1.7	n/a	1 n/a	0.04	n/a	2.00	
+ 125 White-necked Heron	0.0008	33.7	1.7	5.1	248.1	0.08	47.6	1.00	
+ 126 White-headed Pigeon	0.0008	107.3	1.7	795.4	2233.3	0.08	194.6	1.00	
- 127 Cockatiel	0.0008	-38.6	1.7	-34.3	227.3	0.08	-25.1	1.00	
128 Peachface Lovebird **	0.0008	23.3	1.7	-4.7	221.2	0.08	34.4	1.00	
- 129 Speckled Warbler	0.0008	-93.7	1.7	-70.2	287.4	0.08	-88.1	1.00	
- 130 Western Gerygone	0.0008	-85.0	1.7	-74.3	280.8	0.08	-83.7	1.00	
- 131 Satin Flycatcher	0.0008	-78.6	3.4	-50.0	268.5	0.08	-74.8	1.00	
- 132 Zebra Finch	0.0008	-64.5	1.7	0.7	242.0	0.08	-38.9	1.00	
- 133 Stubble Quail	0.0004	-66.6	1.7	92.6	142.9	0.04	-54.0	1.00	
134 Brown Quail	0.0004	-57.2	1.7	335.1	111.1	0.04	-4.6	1.00	
+ 135 Darter	0.0004	388.7	1.7	387.2	1400.0	0.04	388.7	1.00	
- 136 Little Black Cormorant	0.0004	-88.6	1.7	6.3	170.6	0.04	-73.0	1.00	
+ 137 Black-fronted Dotterel	0.0004	191.5	1.7	544.1	1300.0	0.04	254.3	1.00	
+ 138 Swift Parrot	0.0004	358.1	1.7	1390.8	1566.7	0.04	809.1	1.00	
- 139 Brush Cuckoo	0.0004	-41.2	1.7	-6.5	144.4	0.04	-39.9	1.00	
+ 140 Channel-billed Cuckoo	0.0004	389.7	1.7	376.8	1400.0	0.04	389.7	1.00	
- 141 Restless Flycatcher	0.0004	-91.9	1.7	-76.9	190.2	0.04	-91.4	1.00	

A (abundance) = mean number of birds/site/week
 F (distribution) = % of sites with record(s)
 W (weeks) = number of weeks with record(s)

R (recording rate) = % of observer weeks with record(s)
 G (group size) = mean number of individuals/observation

Legend for Table 3

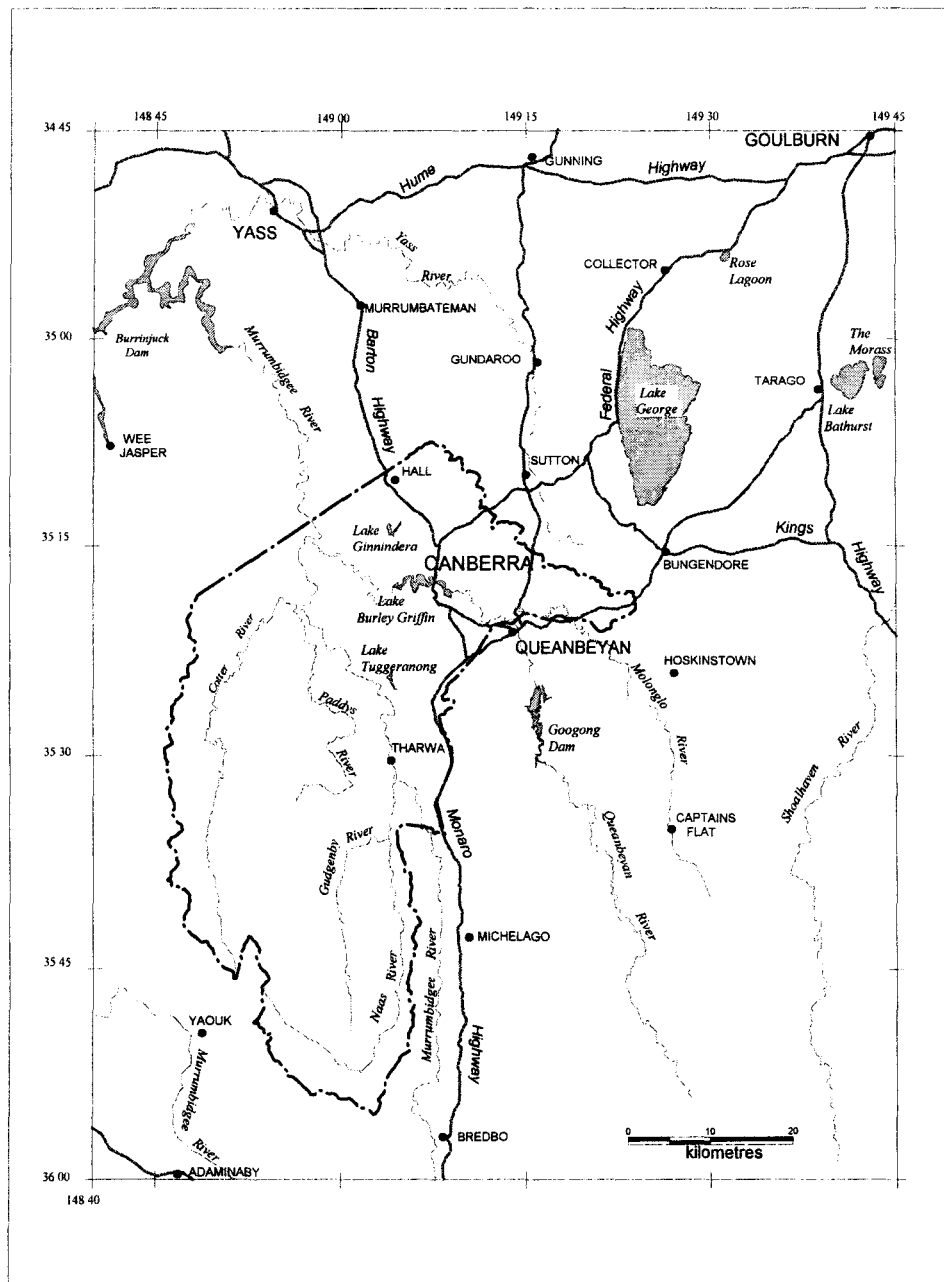
An indication of the status of a species for the GBS year, relative to the average for all previous GBS years, is provided as a + or — prefix when dA% and dR% are both greater than $\pm 25\%$. This may be indicative of a general increase or decline over the period of the GBS, or may simply reflect a particularly good or poor reporting year for that species. In cases where A and R values are small, this indicator may be misleading or erroneous.

n/a in columns listing percentage change indicates that there have been no records of that species in previous years so no comparisons can be made.

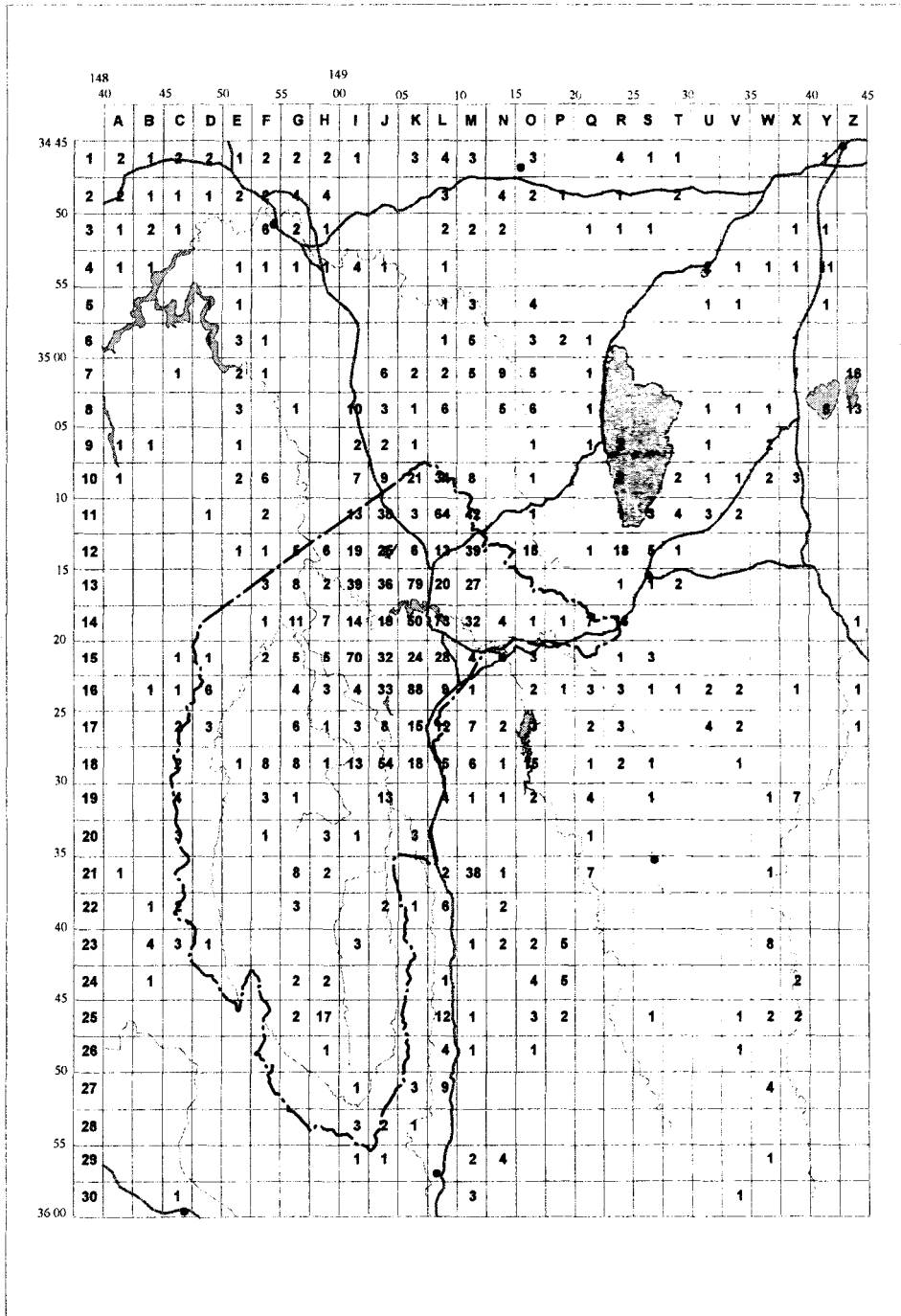
* indicates a species for which both endorsed and unendorsed records contribute to the statistics.

** indicates a species for which there were only unendorsed record(s).

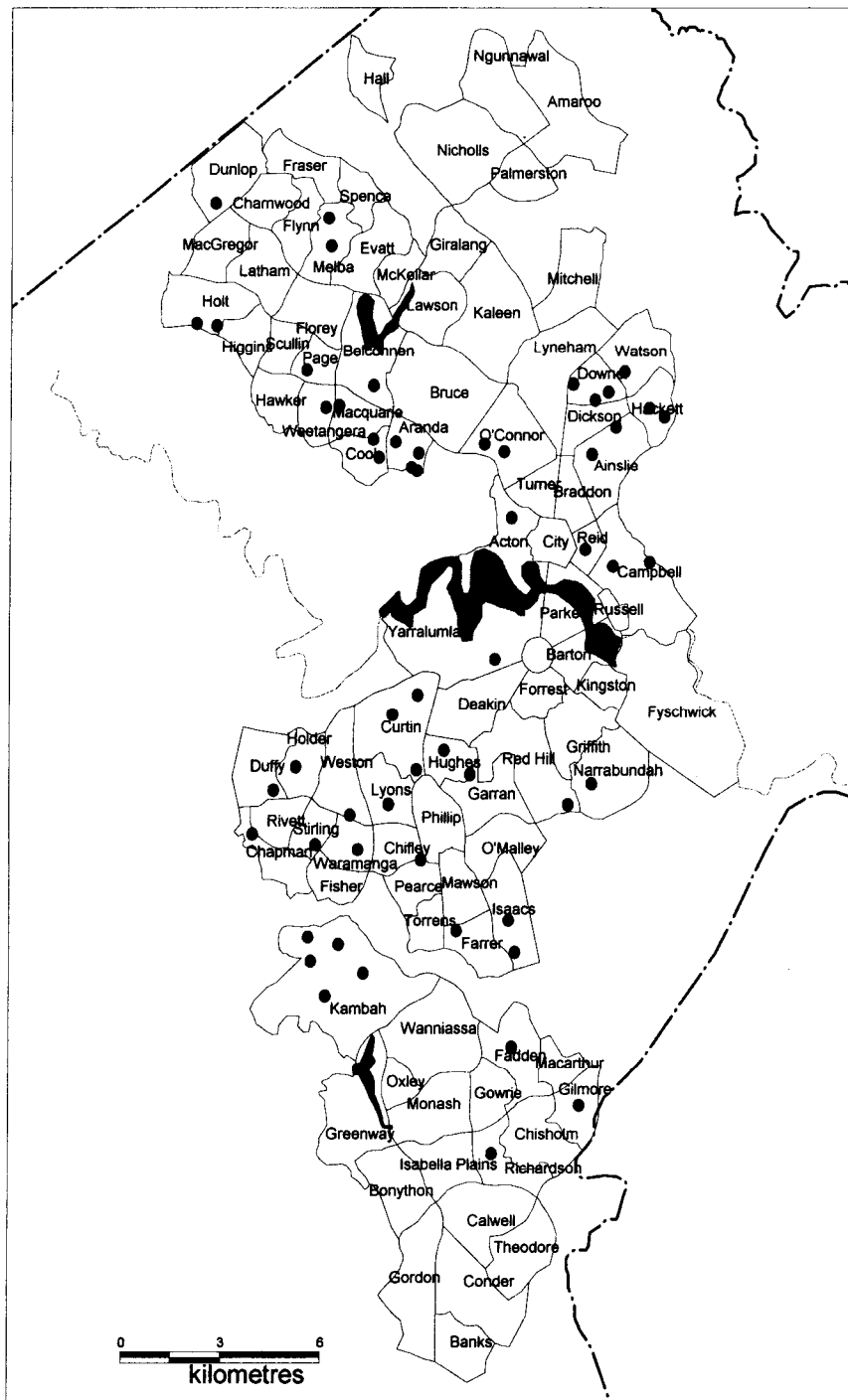
MAP 1: THE CANBERRA REGION (COG'S AREA OF INTEREST)



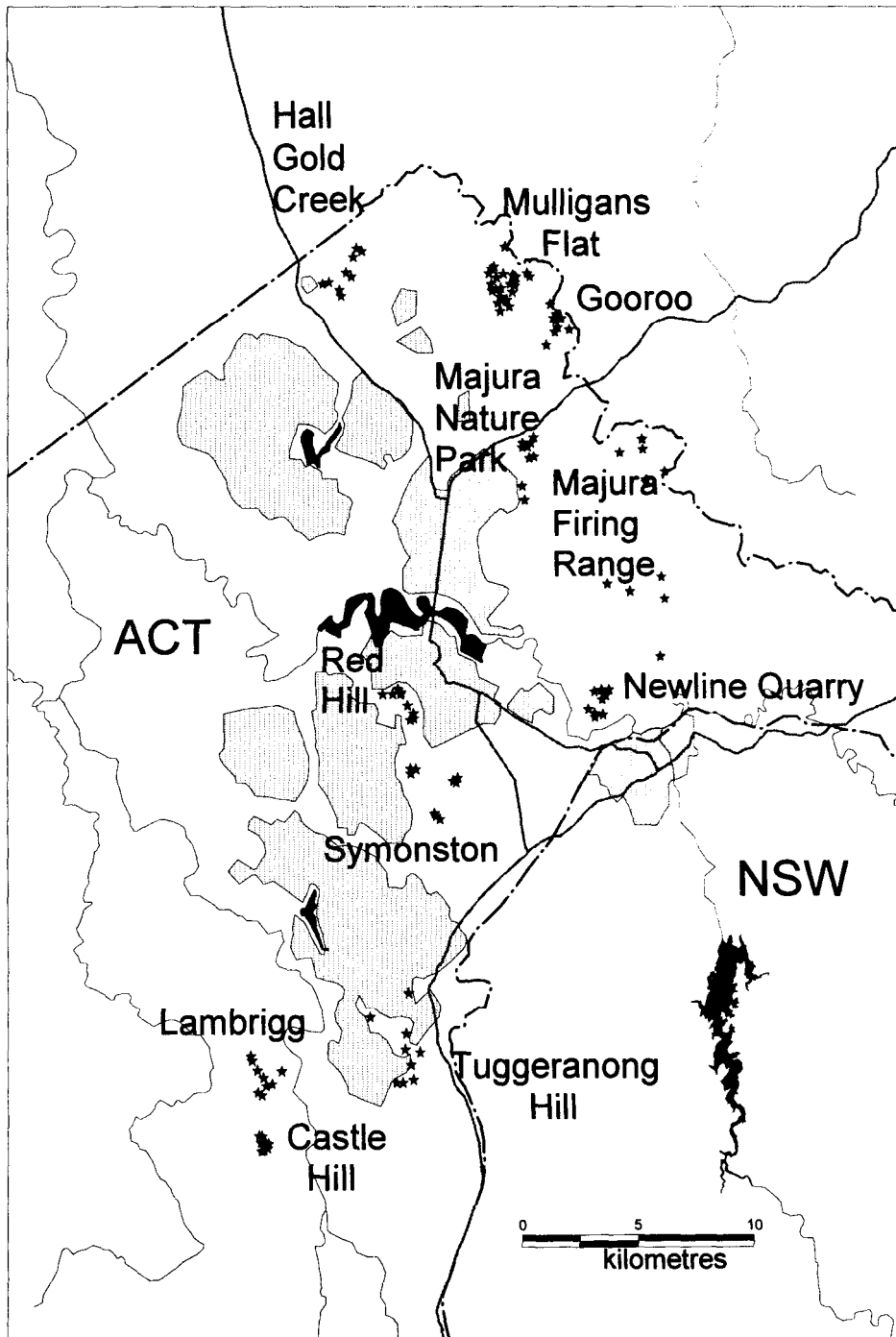
MAP 2. NUMBER OF RECORD SHEETS PER GRID CELL FOR 2001-02



MAP 3. LOCATION OF GARDEN BIRD SURVEY SITES 2001-02



MAP 4. LOCATION OF WOODLAND SURVEY SITES



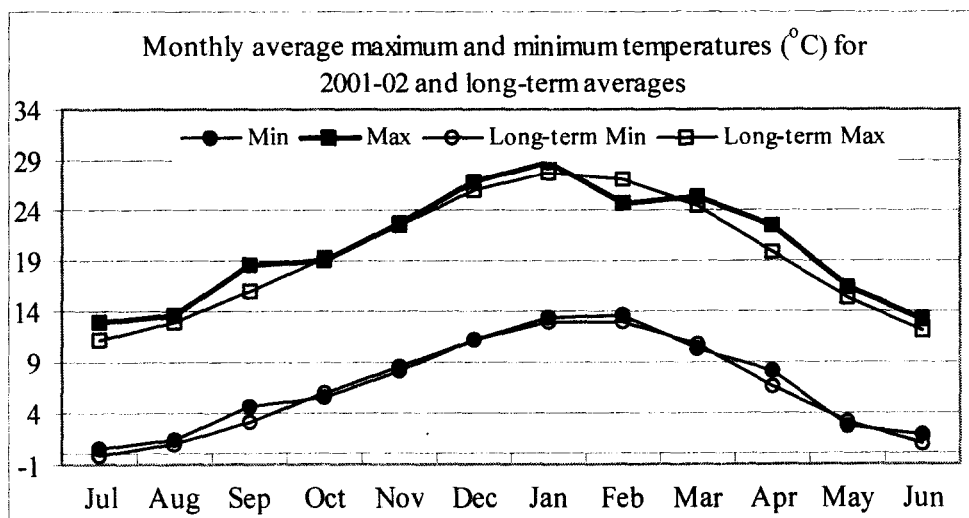
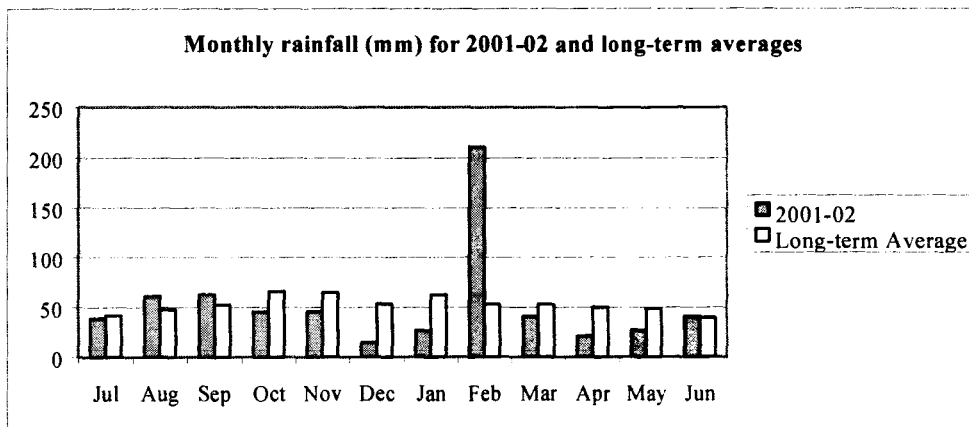
APPENDIX 1. List of 'unusual' birds (July 1998, as amended 2002)

The list is made up of unusually occurring or 'rare' species for which there have been confirmed sightings in COG's region within the last thirty years. The list does not include species which have been classified purely as escapees, for example, Princess Parrot *Polytelis alexandrae* or Red-capped Parrot *Purpureicephalus spurius*.

- | | |
|---|--|
| Magpie Goose <i>Anseranas semipalmata</i> | Musk Lorikeet <i>Glossopsitta concinna</i> |
| Plumed Whistling-Duck <i>Dendrocygna eytoni</i> | Swift Parrot <i>Lathamus discolor</i> |
| Freckled Duck <i>Stictonetta naevosa</i> | Blue Bonnet <i>Northiella haematogaster</i> |
| | Blue-winged Parrot <i>Neophema chrysostoma</i> |
| Pied Cormorant <i>Phalacrocorax varius</i> | Black-eared Cuckoo <i>Chrysococcyx osculans</i> |
| Intermediate Egret <i>Ardea intermedia</i> | Channel-billed Cuckoo <i>Scythrops</i> |
| Australasian Bittern <i>Botaurus poiciloptilus</i> | |
| Black-necked Stork <i>Ephippiorhynchus asiaticus</i> | <i>novaehollandiae</i> |
| Osprey <i>Pandion haliaetus</i> | Barking Owl <i>Ninox connivens</i> |
| Letter-winged Kite <i>Elanus scriptus</i> | Sooty Owl <i>Tyto tenebricosa</i> |
| Square-tailed Kite <i>Lophoictinia isura</i> | Masked Owl <i>Tyto novaehollandiae</i> |
| Black Kite <i>Milvus migrans</i> | Grass Owl <i>Tyto capensis</i> |
| | White-throated Nightjar <i>Eurostopodus mystacalis</i> |
| Spotted Harrier <i>Circus assimilis</i> | Fork-tailed Swift <i>Apus pacificus</i> |
| Grey Goshawk <i>Accipiter novaehollandiae</i> | Azure Kingfisher <i>Alcedo azurea</i> |
| Grey Falcon <i>Falco hypoleucos</i> | Red-backed Kingfisher <i>Todiramphus pyrrhopygia</i> |
| | Variegated Fairy-wren <i>Malurus lamberti</i> |
| Black Falcon <i>Falco subniger</i> | Chestnut-rumped Heathwren <i>Hylacola</i> |
| Brolga <i>Grus rubicunda</i> | <i>pyrrhopygia</i> |
| Lewin's Rail <i>Rallus pectoralis</i> | Brown Gerygone <i>Gerygone mouki</i> |
| Spotless Crake <i>Porzana tabuensis</i> | Little Wattlebird <i>Anthochaera chrysoptera</i> |
| Black-tailed Native-hen <i>Gallinula ventralis</i> | Spiny-cheeked Honeyeater <i>Acanthagenys</i> |
| Button-quail <i>Turnix velox</i> | <i>rufogularis</i> |
| | Little Friarbird <i>Philemon citreogularis</i> |
| Red-chested Button-quail <i>Turnix pyrrhorthorax</i> | Lewin's Honeyeater <i>Meliphaga lewinii</i> |
| Bar-tailed Godwit <i>Limosa lapponica</i> | Painted Honeyeater <i>Grantiella picta</i> |
| Little Curlew <i>Numenius minutus</i> | Tawny-crowned Honeyeater <i>Phylidonyris</i> |
| Eastern Curlew <i>Numenius madagascariensis</i> | <i>melanops</i> |
| Marsh Sandpiper <i>Tringa stagnatilis</i> | |
| | Black Honeyeater <i>Certhionyx niger</i> |
| Wood Sandpiper <i>Tringa glareola</i> | Scarlet Honeyeater <i>Myzomela sanguinolenta</i> |
| Common Sandpiper <i>Actitis hypoleucos</i> | Crimson Chat <i>Epthianura tricolor</i> |
| Ruddy Turnstone <i>Arenaria interpres</i> | |
| Pectoral Sandpiper <i>Calidris melanotos</i> | Pink Robin <i>Petroica rodinogaster</i> |
| Painted Snipe <i>Rostratula benghalensis</i> | Grey-crowned Babbler <i>Pomatostomus temporalis</i> |
| Bush Stone-curlew <i>Burhinus grallarius</i> | Black-faced Monarch <i>Monarcha melanopsis</i> |
| Grey Plover <i>Pluvialis squatarola</i> | Spangled Drongo <i>Dicrurus bracteatus</i> |
| Banded Lapwing <i>Vanellus tricolor</i> | White-bellied Cuckoo-shrike <i>Coracina papuensis</i> |
| Gull-billed Tern <i>Sterna nilotica</i> | Pied Butcherbird <i>Cracticus nigrogularis</i> |
| | Singing Bushlark <i>Mirafra javanica</i> |
| Caspian Tern <i>Sterna caspia</i> | White-backed Swallow <i>Cheramoeca leucosternus</i> |
| White-winged Black Tern <i>Chlidonias leucopterus</i> | |
| Diamond Dove <i>Geopelia cuneata</i> | |
| Bar-shouldered Dove <i>Geopelia humeralis</i> | |
| Long-billed Corella <i>Cacatua tenuirostris</i> | |

APPENDIX 2. Rainfall and temperature for 2001-02

Rainfall and temperature data from Canberra Airport were obtained from the Canberra office of the Bureau of Meteorology. Rainfall for the year was 635.2 mm, slightly above the long-term average of 629.2. It was very unevenly spread throughout the year, however, with February being the wettest month, receiving almost one third of the year's rain, and with eight months receiving less than average rainfall. The autumn months were particularly dry. 2001-02 was also hotter than usual, with ten months recording higher than average maximum temperatures and seven months higher than average minimum temperatures.



The COG office is located at Room 5, Griffin Centre, Bunda Street, Civic. Opening hours depend on the availability of volunteers. Please call the office on 6247 4996 to confirm that it is open.

Canberra Bird Notes is published by the Canberra Ornithologists Group Inc and is edited by Harvey Perkins and Barbara Allan. Major articles of up to 5000 words are welcome on matters of the distribution, identification or behaviour of birds occurring in the Australian Capital Territory and surrounding area. Contributions on these topics should be sent to Harvey Perkins, 42 Summerland Circuit, Kambah ACT 2902, or via email to harvey.perkins@anu.edu.au. Short notes, book reviews and other contributions should be sent to Barbara Allan, 47 Hannaford Street, Page ACT 2614 or via email to allanbm@ozemail.com.au. If you would like to discuss your proposed article in advance, please feel free to contact Harvey on 6231 8209 or Barbara on 6254 6520.

Canberra Bird Notes 27 (4) December 2002

Annual Bird Report: 1 July 2001 to 30 June 2002

CONTENTS

Introduction and overview	145
Systematic list	
Casuariidae: emu	149
Phasianidae: quail	149
Anatidae: ducks, swan	149
Podicipedidae: grebes	151
Anhingidae: darter	152
Phalacrocoracidae: cormorants	152
Pelecanidae: pelican F.....	153
Ardeidae: herons, egrets, bitterns . ,	153
Threskiornithidae: ibises, spoonbills ..	154
Accipitridae: kites and eagles.....	155
Falconidae: falcons, kestrel	156
Rallidae: rails, crakes, etc	157
Turnicidae: button-quail	158
Scolopacidae: snipe, sandpipers	159
Recurvirostridae: stilts, avocet	159
Charadriidae: plovers, dotterels etc , . .	160
Laridae: gulls, terns	161
Columbidae: pigeons, doves	161
Cacatuidae: cockatoos	162
Psittacidae: lorikeets, parrots	163
Cuculidae: cuckoos, koel	165
Strigidae: hawk owls	166
Tytonidae: masked owls	166
Podargidae: frogmouth	167
Caprimulgidae: nightjar	167
Aegothelidae: owl nightjar	167
Apodidae: swifts	167
Alcedinidae: kingfisher	167
Halcyonidae: kookaburra, kingfishers	167
Meropidae: bee-eater	168
Menuridae: lyrebird	168
Climacteridae: treecreepers	168
Maluridae: fairy-wrens	169
Pardalotidae: pardalotes, thornbills etc	169
Meliphagidae: honeyeaters	172
Petroicidae: robins	175
Pomatostomidae: babbler	176
Cinclosomatidae: whipbird, q-thrush	177
Neosittidae: sittella.....	177
Pachycephalidae: whistlers etc	177
Dicruridae: flycatchers, fantails	178
Campephagidae: cuckoo-shrikes etc	179
Oriolidae: oriole	180
Artamidae: woodswallows, magpie etc	180
Corvidae: ravens	181
Corcoracidae: chough	182
Ptilonorhynchidae: bowerbird	182
Alaudidae: larks	182
Motacillidae: pipit	182
Passeridae: sparrow, grass-finches , . .	183
Fringillidae: finches	183
Dicaeidae: mistletoebird	183
Hirundinidae: swallow, martins	184
Sylviidae: old-world warblers	184
Zosteropidae: silvereye	185
Muscicapidae: thrushes	185
Sturnidae: starling, myna	185
Data, Methodologies, and Explanatory Notes	186
GBS table	192
Maps	197
Appendix 1 - COG Unusual Bird List	201
Appendix 2 - Rainfall and temperature for 1998-99	202