


canberra bird notes

ISSN 0314-8211

Volume 25
Number 4
December 2000



Registered by Australia Post — Publication No. NBH 0255

CANBERRA ORNITHOLOGISTS GROUP INC

PO Box 301 Civic Square ACT 2608

2000 Committee

President	Barry Baker	6274 2402 (w)
Vice-President	Jenny Bounds	6288 7802 (h)
Secretary	Hazel Wright	6296 3142
Treasurer	Joan Lipscombe	6262 7975
Members	Alistair Bestow — Day field trips coordinator	
	Jenny Bounds — Field trips; Conservation Council rep	
	Charles Buer — <i>Gang-gang</i> editor	
	Paul Fennell — Databases management	
	Kay Hahne — Minutes secretary	
	Doug Laing - Conservation Council rep	
	David McDonald	
	Alastair Smith — Membership officer	
	Philip Veerman	
	Margo Wade	

Other COG contacts

Garden Bird Survey Philip Veerman 6231 4041

Hotline 6247 5530

The COG office is located at Room 5, Griffin Centre, Bunda Street, Civic. Opening hours depend on the availability of volunteers. Please call the office on 6247 4996 to confirm that it is open. COG's web site can be located at <http://www.canberrabirds.dynamite.com.au>

ANNUAL BIRD REPORT: 1 JULY 1998 TO 30 JUNE 1999

*Canberra Ornithologists Group (COG)
PO Box 301, Civic Square, ACT 2608*

INTRODUCTION AND OVERVIEW

The ABR

The Annual Bird Report (ABR) is a summary of all COG's records of birds occurring in the Canberra region during the year. Its purpose is to make this information readily available to all COG members and the general public, and to draw attention to any significant changes or trends in the distribution or abundance of species in the region.

COG's area of interest (the Canberra region) is defined as the area bound by parallels of latitude 34° 45' and 36° 00' S and meridians of longitude 148° 40' and 149° 45' E (see Map 1, p.176). This encompasses an area of 13,675 sq km, of which the ACT, at 2,357 sq km, is only 17.2%. For COG's purposes of record collection, the area is divided into a grid of 780 cells, each of 2.5 minutes of latitude and longitude. Each cell is identified by an alpha-numeric code: A-Z across the region from west to east and 1-30 from north to south (see Map 2, p. 177).

Records included in this ABR derive from several sources: general records made by members either incidentally, while out bird-watching generally, or while atlasing; and records made during specific COG surveys including the Garden Bird Survey (GBS), the Woodland Survey (WOO), and the Water Bird Survey (WBS).

The introduction of the Birds Australia (BA) Atlas project in August 1998 promoted a significant boost to member effort in 1998-99 which is reflected in this ABR. Slight modifications to the COG record form and Database were necessary to make COG

all COG records are forwarded to BA and become part of the Atlas database as well.

COG asks that any sightings of birds considered to be 'unusual' in the Canberra region (see Appendix 1, p. 181) are fully described, preferably on an Unusual Bird Report Form, and submitted for assessment by the COG Rarities Panel. Only reports accepted by the panel become endorsed COG records. All records of 'unusual' birds in this ABR have been so endorsed unless specifically indicated otherwise.

The year in context

The ABR summarises the records held in the COG database but can not be considered a comprehensive or necessarily accurate reflection of the real situation. Many factors influence the level and consistency of reporting of the many and varied bird species in the region. Several of the major variable influencing factors on this year's ABR are mentioned briefly here. The effects of these influences need to be taken into account when attempting any interpretation of the data in the ABR,

Geographical factors such as temperature, rainfall, and water levels in the main lakes of the region can have a very significant effect on bird demographics. While rainfall and temperature were not especially unusual (see Appendix 2, p. 182), the continuing extremely low water levels in Lake George and Lake Bathurst this year have had a major effect on the number of species and individuals recorded at those lakes.

The beginning of the BA Atlas in August has resulted in an almost doubling of observer

effort compared to the previous year, with obvious resulting increases in reporting levels. The beginning of a new COG survey, the Woodland Survey, in September 1998 has had a similar and compounding effect.

Even exceptional individual effort can have an effect on overall reporting rates at the local level. For example, records from one or two individuals frequently account for up to half the total records for a number of species this year.

Summary and highlights

1998-99 saw 214 species of bird recorded in our area (see Table 1). This was four more than the previous year but slightly down on 1996-97. The concerted atlassing effort was reflected in the considerably higher numbers of contributors, grid cells covered and data sheets submitted (see Map 3, p. 178).

Table 1. Comparative levels of activity

Year	Species	Grid cells	Data sheets	Contributors
95-96	217	108	853	95
96-97	217	91	591	88
97-98	210	92	583	88
98-99	214	239	1076	149

On the positive side, 1998-99 saw the first Intermediate Egret since 1994, the first Australian Bittern since 1995 and the first Azure Kingfisher since 1988. Species which appear to be on a distinct upward trend in our area include the Satin Bowerbird and the Crested Pigeon.

An oddity for the year was the record of a Red-whiskered Bulbul in the east of COG's region, the first report of the species since that of a probable aviary escapee in a Canberra garden in 1993 (Nix, 1999). Whether the bird was a vagrant or the first of a wave of colonisers from the coast remains to be seen.

On the negative side of the ledger, Australian Pelican records continued to decline, as did those of Cattle Egrets,

On the breeding front, the first breeding record for the Little Grassbird since 1988 was reported.

GBS overview

1998-99 was the 18th year of the GBS. Contributions were received from 50 sites, whose locations are shown in Map 4 (see p. 179). Seven were first-time contributors, bringing the total number of sites surveyed to 277. Seven sites have been participating continuously for 18 years.

In the 1998-99 GBS, 132 species were recorded, with 2083 records (a species at a site on a year) and 36506 observations. The average number of individual birds of all species over all observer-weeks was 75.92. The number of species per chart ranged from 13 to 90, with an average of 41.64. These data all fit within the long-term results. There were breeding records for 35 species, from 42 sites, with 256 breeding records. The number of breeding species is generally decreasing, whereas the number of breeding records is generally increasing.

The pattern of observer participation through 1998-99 was typical, with a slow start through July and August and a dip at the end of December.

The total number of species that have been recorded in the GBS increased from 216 to 218, with the first GBS records of the White-headed Pigeon (unconfirmed, though previous records of the species were confirmed at the site) and the Wonga Pigeon. The number of species recorded every year dropped from 96 to 94, with no 1998-99 GBS records of two normally common species, the Great Cormorant and the Horsfield's Bronze-Cuckoo.

Changes in the species rankings are worth noting. The Galah was the most common species for the second year in succession, with the Sulphur-crested Cockatoo in second place again. The Common Starling has dropped to third most common species, while the Common Myna is still climbing the ladder and is now in fourth position. The Crested Pigeon, Yellow-tailed Black-Cockatoo and Common Koel continued their increases. Indeed the Common Koel was by far the most abundant (A), most widely observed (F) and most often observed (R) of all the cuckoo species this year, a situation that would have been unimaginable in the early years of the GBS. The Channel-billed Cuckoo is also starting to increase, while the Spotted Turtle-Dove is beginning to establish itself. Numbers of most cuckoos and other long-distance summer migrants and most raptors were lower than usual this year. Many other groups are continuing to increase, notably the large parrots. The Rose Robin was again at a high level.

Woodland Survey overview

In 1998, COG began systematic monitoring of bird species and abundance in a number of high conservation value Grassy Woodland locations in the ACT. This followed the declaration as 'threatened' under the ACT's Nature Conservation Act, of the Grassy Woodland community (Yellow Box/Red Gum alliance), and six bird species including the Brown Treecreeper and the Hooded Robin.

Six locations were selected in consultation with Environment ACT. Three are within Canberra Nature Parks: Mulligans Flat Nature Reserve; Mt Majura NP; and Red Hill NP. The other three are within rural leasehold properties: Gooroo; Symonston

(Mt Mugga and Callum Brae) and Castle Hill,

Surveys at Mulligans Flat commenced in 1995, and include sites in Grassy Woodland as well as other habitats. A further site, the Majura Firing Range, was added in 1998/99,

The 1998-99 survey results give preliminary indications that COG's concerns about the decline in woodland bird species were well-founded. Across all woodland study sites, there were only ten records of the Brown Treecreeper, of a maximum of two birds. Five records of the Hooded Robin came from two of the survey sites, while there were single records only of the Jacky Winter and Regent Honeyeater, and two of the Diamond Firetail.

Water Bird Survey overview

Water levels at Lake George were low, and construction work on the Federal Highway made access to the lake difficult.

Lake Bathurst partly filled again in July after being dry for about five months. Water levels throughout the year were fairly low and falling. Although Black Swans started to nest on an island in the lake, most nests were abandoned when the water receded so far that the island became accessible to foxes. Low water levels also prevented a significant build-up of underwater vegetation. Species numbers and abundance of waterbirds are closely linked to the under water plant productivity of the lake, so it is not surprising that there were no outstanding records.

SYSTEMATIC LIST FOR 1 JULY 1998 TO 30 JUNE 1999

CASUARIIDAE: emu

Emu *Dromaius novaehollandiae* Uncommon, Breeding Resident
 Emus are occasionally recorded in the Tidbinbilla area, where they are assumed to be derived from birds escaped in the past 20 years from the Tidbinbilla Nature Reserve.
General: 1 record: 2/8 May Corin Dain Rd, c.4 km from Tidbinbilla Rd GrG18 (ScA1).

PHASIANIDAE: quail

Stubble Quail *Coturnix pectoralis* Uncommon, Breeding Resident
General: 6 records of 1-4 birds from across the region: 2/22 Nov GrM21 (AnI1), 1/5 Dec Googong Dam GrO17 (TaN1), 1/19 Dec Boboyan Rd GrH27 (FyM1), 3/1 Mar Bendoura TSR GrY19 (TaN1), 1/5 Jun LBath GrY8 (MiP1), 1/27 Jun Cooleman Ridge GrJ15 (WiB1).

WBS: 6 records of 1-5 birds: 2/12 Jul, 3/28 Aug, 5/20 Dec LBathE GrY8; 1/20 Dec The Morass GrZ8; 1/20 Dec LGeoS GrR11 (all LeM1); and 1/31 Dec LGeoN QrT8 (FyM1).

Brown Quail *Coturnix ypsilophora* Rare, Breeding Visitor
General: 4 records: 2/30 Aug LGrin GrJ12 (LaJ5), 1/22 Nov Mulligans Flat GrL11 (McI1), 1/18 Dec Mt Clear campground GrI27 (FyM1), 1/19 Dec Mt Rogers Gall (BIRO).

ANATIDAE: ducks, swan

Plumed Whistling-Duck *Dendrocygna eytoni* Rare, Vagrant
General: 1 unconfirmed report from Jerrabomberra WL in Oct.

Blue-billed Duck *Oxyura australis* Rare, Breeding Visitor
General: 1/5 Oct Fyshwick SP GrL14 (RuB1), 1/6 Jun Jerrabomberra WL GrL14 (McI1).
WBS: 1/28 Aug, 8/20 Dec, 1/30 Mar LBathE GrY8 (LeM1).

Musk Duck *Biziura lobata* Uncommon, Breeding Resident
General: 6 records from various locations, but none from LBath or LGeo. 1 breeding record: dy/29 Dec Rose Lagoon GrU4 (FyM 1).
WBS: No records!

Freckled Duck *Stictonetta naevosa* Uncommon, Visitor
General: 1/12 Jul Kellys Swamp GrL14 (BoJ1).
WBS: 1/18 Apr The Morass GrZ8 (DoM1).

Black Swan *Cygnus atratus* Common, Breeding Resident
General: 61 records, including 30 of dependent young from throughout the year, and 3 on nest records between Aug and Dec.
WBS: Low numbers on both lakes. No breeding records.

Jul	Aug	Sep	Oct	Nov	Dec	Jan	Feb	Mar	Apr	May	Jun	
LBath	360	728	707	301	59	453	113	357	295	286	310	290
LGeo	49	10	46	0	0	739	0	14	0	0	0	0

Australian Shelduck *Tadorna tadornoides* Common, Breeding Resident

General: 10 records from all large wetlands including 1 from Mulligans Flat GrL11 (WyP1) and 1 from Gungahlin Lakes Golf Club GrK11 (WyP1).

WOO: 2 records, MJF: 2/3 Oct GrN12 (FeP1); MUF: 2/6 Dec GrL11 (HoJ1).

WBS: Numbers well down on both lakes.

	Jul	Aug	Sep	Oct	Nov	Dec	Jan	Feb	Mar	Apr	May	Jun
LBath	15	30	37	25	37	510	12	533	<u>842</u>	10	317	275
LGeo	2	8	16	0	0	1180	0	0	0	0	0	0

Australian Wood Duck *Chenonetta jubata* Common, Breeding Resident

General: 171 records, including 13 of dependent young between Sep and Feb.

GBS: Records from 18 sites. Breeding: dy/3wk Sep, 2wk Nov Yarralumla GrK14 (CCR1).

WOO: 17 records. Spring: MAJ (3), MJF (1), MUF (4), SYM (1); Autumn: MJF (1), SYM (1); Winter: MUF (3), SYM (3).

	Jul	Aug	Sep	Oct	Nov	Dec	Jan	Feb	Mar	Apr	May	Jun
LBath	15	8	2	0	0	316	120	90	40	0	2	0
LGeo	0	2	2	0	0	31	0	0	0	0	0	0

Mallard *Anas platyrhynchos* Uncommon, Breeding Resident

General: 2 records of single birds: 1/30 Dec Gungahlin Lakes Golf Course GrK11 (WyP1), 1/2 Jul Kellys Swamp GrL14 (WrH1).

GBS: 4 records from a single site in Curtin GrJ14 (AJR1).

Pacific Black Duck *Anas superciliosa* Common, Breeding Resident

General: 146 records, including 9 of dependent young from Sep to Feb.

GBS: Records from 3 sites in all months, Breeding: dy/1wk Jan Curtin GrJ14 (AJR1),

WOO: 6 records. MJF: 2/3 Oct GrN12; MUF: 1/8 Nov, 1/6 Dec, 4/6 Dec GrL11; SYM: 3/19 Sep. 2/19 Sep GrL15.

	Jul	Aug	Sep	Oct	Nov	Dec	Jan	Feb	Mar	Apr	May	Jun
LBath	16	15	2	12	0	50	19	2	68	5	46	37
LGeo	0	0	46	0	0	125	0	0	0	0	0	0

Australasian Shoveler *Anas rhynchos* Common, Breeding Visitor

General: 15 records, mainly from Jerrabomberra WL and Fyshwick SP, but also from Kambah Golf Course GrI 16 (WrH 1) and Uriarra Hstd Dam GrF 13 (McJ2).

WOO: Only record was from MUF: 6/27 Jun GrL11 (LiB1).

WBS: Numbers down considerably but with an increase over the Autumn.

	Jul	Aug	Sep	Oct	Nov	Dec	Jan	Feb	Mar	Apr	May	Jun
LBath	8	5	8	4	<u>187</u>	217	31	397	<u>207</u>	0	446	403
LGeo	0	0	1	0	0	120	0	1	0	0	0	0

Grey Teal *Anas gracilis* Common, Breeding Resident

General: 38 records, including 10 dependent young from Uriarra Hstd Dam GrF13 (McJ2).

GBS: 2 records from a single site in Curtin GrJ 14 (AJR1).

WOO: Only 2 records, both from MUF: 6/6 Dec, 8/27 Jun GrL11 (HoJ1).

WBS: Numbers down considerably from previous year.

	Jul	Aug	Sep	Oct	Nov	Dec	Jan	Feb	Mar	Apr	May	Jun
LBath	197	53	21	91	26	1140	127	837	456	135	1261	1270
LGeo	850	2	3	0	0	982	0	137	0	0	0	0

Chestnut Teal *Anas castanea* Common, Breeding Resident

General: 7 records from Jerrabomberra WL GrL14, LGeo GrT8 and Campbell Park GrM13.

WBS: LBath: numbers consistent with previous years with an increase in Autumn. LGeo: numbers at an all-time low: 2 in Sep, 46 in Dec.

	Jul	Aug	Sep	Oct	Nov	Dec	Jan	Feb	Mar	Apr	May	Jun
LBath	26	61	78	64	34	168	3	262	102	1	224	188

Pinkeared Duck *Malacorhynchus membranaceus* Common, Visitor

General: 4 records from Jerrabomberra WL GrL14 and LGin GrJ12.

WBS: 2/26 Sep LBath (LeM1), 7/20 Dec LBathE (LeM1), 30/31 Dec LGeoN (FyM1).

Hardhead *Aythya australis* Uncommon, Breeding Visitor

General: 6 records including 1/31 Jan Uriarra Hstd Dam GrF13 (McJ2).

WBS: Few records which is unusual. LBath: 2/20 Dec LBathE GrY8 (LeM 1); 4/18 Apr, 2/23 May, 14/20 Jun The Morass GrZ8 (DoM1). No records from LGeo.

PODICIPEDIDAE: grebes

Australasian Grebe *Tachybaptus novaehollandiae* Common, Breeding Resident

General: 82 records from 13 grid cells, this is the most records since 1988-89. Breeding: dy/27 Dec Kambah Pool Rd GrI16 (WrH1), on/16 Jan Mulligans Flat GrL11 (BoJ1), dy/14 Feb Mountain Ck Rd GrF10 (NeS1), dy/21 Feb 8 km SW Tarago GrW10 (MoM3).

WOO: MJF GrN12 only: 1/3 Oct (FeP1), 2/24 Jan (BoJ1), the latter with dependent young.

WBS: Number of records remains low. 1/23 Aug The Morass GrZ8 (DoM1); 1/28 Aug, 10/5 Oct, 7/20 Dec LGeoS GrR11 (LeM1). Breeding: dy at LGeoS in Dec.

Hoaryheaded Grebe *Poliiocephalus poliocephalus* Common, Breeding Resident

General: 15 records from 6 grid cells. Largest: 30/6 Jun Jerrabomberra WL GrL14 (McI1), all others <16, Breeding: dy/14 Feb intersection of Gundaroo/Bungendore Rds GrO8 (JoM2),

	Jul	Aug	Sep	Oct	Nov	Dec	Jan	Feb	Mar	Apr	May	Jun
LBath	0	343	56	20	0	244	22	665	300	6	54	82
LGeo	0	8	4	0	0	426	0	2	0	0	0	0

Great Crested Grebe *Podiceps cristatus* Uncommon, Breeding Resident

No records in 1998-99. Last recorded Jun 1997.

ANHINGIDAE: darter

Darter *Anhinga melanogaster* Uncommon, Breeding Resident
General: 29 records from 5 grid cells. This is the most records since COG's Database Project began in 1990. All from urban lakes and wetlands in Canberra except 1/15 Feb dam near intersection of Gundaroo and Bungendore Roads GrO8 (JoM2). Largest: 11/30 Sep over LBG GrL14 (TaP1), all others <4. Breeding: on/Molonglo River near Duntroon GrL14 (JaT2).

PHALACROCORACIDAE: cormorants

Little Pied Cormorant *Phalacrocorax melanoleucos* Common, Breeding Resident
General: 77 records from 21 grid cells. After several years of low numbers these bring them back to 1991-92 levels. 55 records (70%) came from Canberra's urban lakes and wetlands, Largest: 24/30 Jan, 22/4 Feb, 18/6 Feb, 21/28 Feb, 13/13 Mar all Jerrabomberra WL GrL14 (WyP1) and 20/22 Jan Gungahlin Lakes golf club GrK11 (WyP1), all others <10.

GBS: 1/2wk Jul Curtin GrJ14 (AJR1).

WOO: 3 records. MJF: 1/24 Apr GrN12; MUF: 2/6 Dec, 1/28 Mar GrL11.

WBS: Numbers slightly higher than last year. LBath: 1/25 Aug, 10/20 Feb, 3/30 Mar, 9/30 Mar, 3/18 Apr, 2/23 May. LGeo: 9/28 Aug.

Little Black Cormorant *Phalacrocorax sulcirostris* Common, Breeding Resident
General: 34 non-breeding records from 8 grid cells, bringing the reporting level back to that of 1994-95. All but 4 came from urban lakes and wetlands in Canberra; all <7 birds.

GBS: 1/2wk Sep, 2/1wk Oct Gleneagles GrI16 (WAH1); 1/2wk Oct Kambah GrJ16 (PeH2),

WBS: First record since Mar 1995. 1/31 Dec Picnic Pt, LGeoN GrT8 (FyM1).

Great Cormorant *Phalacrocorax carbo* Common, Breeding Resident
General: 18 non-breeding records, 16 of them from urban lakes and wetlands in Canberra; all <4 birds. Slightly up on last year, but the number of records remains low.

WBS: LBath: 1/28 Aug, 1/20 Dec The Morass GrZ8 (LeM1) (first records since Dec 1994), LGeo: numbers remain low. 2/28 Aug, 4/5 Oct, LGeoS GrR11 (LeM1).

PELECANIDAE: pelican

Australian Pelican *Pelecanus conspicillatus* Common, Visitor
 The number of records reported is low in all categories.

General: 47 non-breeding records from 6 grid cells. Although more than for the last 3 years, the number of records remains small. 43 came from Jerrabomberra WL GrL14 and LBG GrL13, the other 4 from LGen GrJ12, Mulligans Flat GrL11, Gungahlin Lakes golf course GrK11 and a point near 'Bloomfield' on Burrinjuck Dam GrD6; all <9 birds,

GBS: 5 records from 4 sites, 2/1wk Jun Kambah GrJ16 (WiS1); 1/4wk Aug, 2/2wk Jan Kambah GrJ16 (PeH2); 1/3wk Jul Curtin GrJ14 (MoM3), 3/3wk Oct Curtin GrJ14 (AJR1). Abundance (A=0.0042) and the number of records is the lowest since 1990-91.

WBS: LBath: numbers have again reached the record low levels of 1994-95 and 1996-97. 3/25 Oct The Morass GrZ8 (DoM1), 5/27 Oct LBathW GrY8 (HoT1). LGeo: numbers are the lowest since 1988-89. 24/5 Oct LGeoS GrR11 (LeM1), 9/5 Oct LGeoN GrR6 (LeM1), 1/31 Dec Picnic Pt, LGeoN GrT8 (FyM1),

ARDEIDAE: herons, egrets, bitterns

White-faced Heron *Egretta novaehollandiae* Common, Breeding Resident

General: 99 records from 31 grid cells, bringing reporting levels back to those of 1991-92.

Breeding: dy/26 Jan between Dunlop and Jarrabee Farm GrIII (SuR1).

GBS: 68 records from 8 sites, most (36) from a site in Curtin GrJ14 (AJR1) where it was recorded through the year. Largest: 3/3wk Mar Curtin GrJ14 (AJR1), all others 1 or 2 birds.

WOO: 4 Records, all from MUF GrL11: 2/27 Sep, 1/27 Sep, 2/27 Sep, 1/6 Dec.

WBS: Numbers remain low at both lakes:

	Jul	Aug	Sep	Oct	Nov	Dec	Jan	Feb	Mar	Apr	May	Jun
LBath	1	0	0	0	0	5	5	0	3	1	1	0
LGeo	0	8	2	0	0	7	0	0	0	0	0	0

Little Egret *Egretta garzetta*

Rare, Visitor

General: 1/26 Jun Jerrabomberra WL GrL14 (WyP1).

White-necked Heron *Ardea pacifica*

Uncommon, Visitor

General: 18 records from 6 grid cells bring levels back to those of 1991-92. Reported from Sep to Apr; all from Canberra and its environs except 1/16 Jan Yankee Hat GrH25 (GoJ3), and 1/11 Apr Old Gap Rd GrI3 (BoJ 1). Largest: 6/30 Jan Jerrabomberra WL GrL 14 (WyP 1).

GBS: 2 records: 1/1wk Feb, 1/2wk Feb both Chapman GrI15 (HAJ1).

Great Egret *Ardea alba*

Uncommon, Visitor

General: 16 records, the most since 1991-92 when 16 were also reported. All were from Jerrabomberra WL and its environs except 1/3 May Red Hill between Deakin and Hughes GrK14 (HaS4). Largest: 4/24 Jan paddocks east of Fyshwick SP GrM14 (BoJ1).

GBS: 1 record: 1/4wk Apr Kambah GrJ16 (PeH2).

Intermediate Egret *Ardea intermedia*

Rare, Visitor

General: First record since Oct 1994. 1/20 Dec Jerrabomberra WL GrL14 (McI1). Also 2

unconfirmed records from the same location in Jan and Feb.

Cattle Egret *Ardea ibis*

Uncommon, Visitor

There has been a decline in the number of reports of this species over the past 7 years.

General: 1 record, 2/22 May 5 km S Murrumbateman GrI7 (HoB3), This is the least number of records since the peak of 46 in 1991-92,

WBS: First record in this category since Dec 1994: 7/30 Mar LBathE GrY8 (LeM1).

Nankeen Night Heron *Nycticorax caledonicus*

Uncommon, Visitor

General: 1/6 Feb Kellys Swamp, Jerrabomberra WL GrL14 (WyP1).

Little Bittern *Ixobrychus minutus*

Rare, Visitor

No records in 1998-99. Last recorded Nov 1994.

Australasian Bittern *Botaurus poiciloptilus*

Rare, Visitor

General: 1/21 Sep Rose Lagoon GrU4 (FyM1). First record since 22 Dec 1995 (PeH2), a recently endorsed record not previously included in an ABR.

THRESKIORNITHIDAE: ibises and spoonbills**Glossy Ibis** *Plegadis falcinellus*

Rare, Visitor

No records. Last seen 1995-96:

Australian White Ibis *Threskiornis molucca*

Common, Breeding Resident

General: 45 records from 14 grid cells, bringing levels back to those of 1993-94. Reported in all months except Nov with most (23) in summer. Largest: 300(incl dy)/3 Jan Rose Lagoon GrU4 (FyM 1), 40/24 Oct Campbell Park GrM 13 (McJ4), 34/13 Mar, 32/28 Feb Jerrabomberra WL GrL14 (WyP1), 30/30 Aug LGin GrJ12 (LaJ5); all others <23. Unlike previous years, no records from suburban playing fields. No further reports of breeding from Jerrabomberra WL since the one in Feb 1998 despite 17 reports of birds from the site throughout the year,

GBS: 30 records in all months except Aug from 8 sites in Queanbeyan, Kambah, Curtin, Holt, and Melba. Largest: 100/1wk Mar Holt GrI12 (DaC1), 65/3wk Jul Melba GrJ12 (MoM1). Abundance has dropped to $A=0.2602$ after the exceptionally high figure last year ($A=0.628$),

WBS: Numbers continue to fall. 1/30 Mar, 4/18 Apr both The Morass GrZ8 (LeM1, DoM1); 3/5 Oct, 3/20 Dec both LGeoS GrR11 (LeM1),

Strawnecked Ibis *Threskiornis spinicollis*

Common, Visitor

General: At 25 records from 11 grid cells the number of records remains low. Largest: 60/3 Jun, 50/3 Jun Jerrabomberra WL GrL14 (WiS1, JoD1), 45/7 Feb Dairy Rd GrM14 (WrH1), 40/4 Apr, 36/9 Mar vicinity ANU GrK13 (McI1), all others <7. Unlike previous years there were no records from suburban playing fields.

GBS: 48 records from 11 sites; this is a substantial drop in both records and sites. Most records again from southern suburbs: Tuggeranong (16 records from 4 sites), Woden (19 from 1), Weston Creek (2 from 1), Canberra (9 from 3), Belconnen (1 from 1), Queanbeyan (1 from 1). Largest: 170/1wk Apr, 67/3wk Mar both Curtin GrJ14 (AJR1). After a peak of $A=1.6166$ in 1994-95, abundance has dropped to $A=0.2917$, the lowest since 1990-91 ($A=0.1654$).

WOO: 4 records. MJF: 3/24 Jan GrN13 (FeP1); SYM: 3 records of single birds on 5 Jun from GrK15, L15 (DaG2)

WBS: Numbers continue to fall. 12/20 Dec, 2/20 Feb, 2/30 Mar, 1/18 Apr all The Morass GrZ8 (DoM1, LeM1).

Royal Spoonbill *Platalea regia*

Uncommon, Visitor

General: 8 records. 1/3 Oct LBG GrK13 (FyM1); 2/6 Dec, 2/19 Dec, 3/20 Dec, 2/30 Dec, 1/24 Jan, 1/13 Mar all Jerrabomberra WL GrL14 (WyP1, McJ4, McI1, BoJ1); 12/3 Jan Rose Lagoon GrU4 (FyM1). The Rose Lagoon record included dependent young, but there were no further reports of breeding from Jerrabomberra WL since the one in Feb last year.

WBS: Only 3 records: 4/25 Oct, 11/30 Mar both The Morass GrZ8 (LeM1), 1/6 Mar LBath GrY8 (MiP1).

Yellowbilled Spoonbill *Platalea flavipes*

Uncommon, Visitor

General: 9 records, 8 of them from Jerrabomberra WL GrL14 between Oct and Mar, 1 from Mulligans Flat GrL 1 I in May.

WBS: Numbers remain low, reported only from LBath. 1/20 Feb, 14/18 Apr, 6/23 May, 5/20 Jun all The Morass GrZ7, Z8 (DoM1).

ACCIPITRIDAE: kites, harriers, goshawks, eagles

Black-shouldered Kite *Elanus axillaris* Uncommon, Breeding Resident
General: Only 8 records, 5 of them from Jerrabomberra WL, of 1 to 2 birds,
GBS: Only 2 records of single birds in 1wk, 2wk Feb from a site in Curtin GrJ14 (AJR1),
 This is a dramatic decrease in GBS records of this species.

Black Kite *Milvus migrans* Rare, Visitor
 A record of a single bird over southern Canberra is the first since Nov 1996.
GBS: 1/4wk Dec Kambah (PeH2).

Whistling Kite *Haliastur sphenurus* Uncommon, Breeding Resident
General: 4 records of single birds. 1/30 Aug Googong Dam GrO17 (KuR1); 1/5 Sep, 1/17
 Oct, 1/24 Oct all Jerrabomberra WL GrL 14 (WyP 1).
WOO: 1 record: 1/27 Sep MUF GrL11 (BrM2).
WBS: 1 record: 1/28 Aug LBathE GrY8 (LeM1).

White-bellied Sea-Eagle *Haliaeetus leucogaster* Uncommon, Breeding Visitor
General: 5 records, 2 from LBG/Jerrabomberra WL vicinity, 2 from Googong Dam
 vicinity, 1 from Burrinjuck Dam vicinity,
GBS: 1 record: 1/3wk Nov Curtin (AJR1). Only the third GBS record since 1987-88.
WBS: 1 record: 1/20 Dec LBathE GrY8 (LeM1).

Spotted Harrier *Circus assimilis* Rare, Visitor
 No records in 1998-99. Last recorded Apr 1998,

Swamp Harrier *Circus approximans* Uncommon, Breeding Resident
General: 5 records, including 3 of single birds and 3/29 Dec Rose Lagoon GrU4, 4/29 Dec
 Wet Lagoon NR GrS2 (both FyM 1).
WBS: 2 records: 1/20 Dec The Morass GrY8 and 1/20 Dec LGeoS GrR11 (both LeM1).

Brown Goshawk *Accipiter fasciatus* Uncommon, Breeding Migrant
General: 39 records (45 birds), including 5 of breeding (co, on, ny, dy) between Oct and Dec.
GBS: 19 records of single birds from 9 sites, mainly in summer and autumn.
WOO: 5 records of single birds from GOO (2 in Nov), MAJ (Sep), and MUF (Nov & Mar).
WBS: 1 record: 1/5 Oct LGeoS GrR11 (LeM1).

Grey Goshawk *Accipiter novaehollandiae* Rare, Visitor
General: 1/19 Jun Jerrabomberra WL GrL14 (MaP4). This is the first record since Sep 1995.
 Also 1 unconfirmed report from the same location earlier in the month.

Collared Sparrowhawk *Accipiter cirrhocephalus* Uncommon, Breeding Migrant
General: 12 records (13 birds), all from Canberra and its environs. These and GBS data
 suggest this species is well suited to exploiting food resources within the suburbs.
GBS: 47 records of single birds from 11 sites, 21 of them from a site in Curtin (AJR1),
WOO: 2 records. 1/11 Mar MAJ GrM12 (OvA1), 1/19 Sep SYM GrL15 (BoJ1).
WBS: 1/5 Oct LGeoS GrR11 (LeM1).

Wedgetailed Eagle *Aquila audax* Common, Breeding Resident

General: 50 records from 31 grid cells, including 17 records of 2 birds and 2 records of 3 birds, Breeding: on/20 Aug near Copping Crossing GrI14 (FyM1).

GBS: 10 records (14 birds) from 5 sites in Curtin GrJ14 (AJR1), Kambah Q116 (WAH1) and GrJ16 (PeH2), Melba GrJ11 (DaT1), and 15 km n of Queanbeyan GrO12 (ScG1). No records Mar to May.

WOO: 1 record: GOO 1/28 Nov GrM11 (BoJ1).

WBS: 9 records (11 birds), 7 from LBath, 2 from LGeo.

Little Eagle *Hieraetus morphnoides* Uncommon, Breeding Resident

General: 15 records of single birds from 13 grid cells. No breeding records.

GBS: 12 records of single birds from six sites in Curtin GrJ14 (AJR1), Kambah GrI16 (WAH1) and GrJ16 (VeP1), Melba GrJ12 (MoM1), Downer GrL12 (LoE1) and Gilmore GrK17 (GrB1). No records Sep to Nov.

WOO: MJF: 1/24 Jan GrN13 (FeP1); MUF: 1/8 Nov, 1/6 Dec GrL11 (TaN1, HaK1)

WBS: 5 records (7 birds), all from LBath in Sep, Jan, Feb, Mar, Jun.

FALCONIDAE: falcons, hobby, kestrel**Brown Falcon** *Falco berigora* Uncommon, Breeding Resident

General: 25 records (32 birds) from 21 grid cells, including on/25 Oct Red Hill GrK15 (A1R1).

GBS: 14 records from 4 sites in Melba (7), Curtin (5), Chapman (1) and Hughes (1).

WBS: 2 records: 1/19 Jul The Morass GrZ8 (DoM1), 1/26 Jun LBath GrY8 (MiP1),

Australian Hobby *Falco longipennis* Uncommon, Breeding Migrant

General: 30 records (39 birds) from 19 grid cells. Breeding: 6 on records from 2 Oct to 12 Feb, 1 dy record on 9 Mar.

GBS: 52 records (55 birds) from 18 sites in all months except Jul, No breeding records.

WOO: 3 records: 1/3 Oct MJF GrN13 (FeP1); 1/6 Dec MUF GrL11 (WiP1); 1/14 Mar RED GrK14 (PeH2).

WBS: 4 records of single birds from LBath in Dec (1), Mar (2) and Jun (1),

Peregrine Falcon *Falco peregrinus* Uncommon, Breeding Resident

General: 8 records (11 birds) from 7 grid cells, No breeding records.

GBS: 15 records (18 birds) from 5 sites, 9 of them from Gleneagles GrI16 (WAH1) in spring.

WBS: 2 records: 1/28 Aug LGeoS GrR11 (LeM1), 1/23 Jan LBathW GrY8 (HoT1).

Nankeen Kestrel *Falco cenchroides* Common, Breeding Resident

General: 67 records (93 birds) from 39 grid cells. After several low years, reporting levels are back up to those of 1993-94. Breeding: cf/6 Dec Mugga Lane Tip GrL16 (McD1).

GBS: 15 records (17 birds) from 6 sites in Ainslie, Curtin, Kambah, Gilmore and Queanbeyan.

WOO: 6 records of 8 birds. CAS: 1/13 Sep GrJ18 (McD1); GOO: 2/28 Nov GrM11 (TaN1); MAJ: 2/26 Jun GrM12 (OvA1); MUF: 2 records of single birds on 6 Dec GrL11 (MoM3, HoJ1); SYM: 1/6 Mar GrL15 (DaG2).

WBS: 11 records of 13 birds. LBath: recorded in Aug (1), Sep (2), Dec (1), Jan (1), Feb (1), Mar (2). LGeo: recorded in Jul (1), Dec (2).

RALLIDAE: rails, crakes, swamphen, moorhen, coot

Buff-banded Rail *Gallirallus philippensis* **Uncommon, Breeding Migrant**

General: 2 records. 1/21 Dec Jerrabomberra WL GrL14 (DoM1), 3/15 Feb farm dam near intersection of Gundaroo and Bungendore Roads GrO8 (JoM2).

Baillon's Crake *Porzana pusilla* **Rare, Visitor**

General: 2 records. 1/21 Dec Jerrabomberra WL GrL14 (DoM1), 1/25 Feb Glenhaven golf course, Holt GrI12 (TaJ2).

Australian Spotted Crake *Porzana fluminea* **Rare, Breeding Resident**

General: 2 records, 1/21 Dec Jerrabomberra WL GrL14 (DoM1), 2/15 Feb farm dam near intersection of Gundaroo and Bungendore Roads GrO8 (JoM2).

Spotless Crake *Porzana tabuensis* **Rare, Visitor**

General: 1 unconfirmed report from Kellys Swamp in Dec. Last confirmed record Jan 1998.

Purple Swamphen *Porphyrio porphyrio* **Common, Breeding Resident**

General: 79 records, including 15 of breeding, from 9 grid cells, This is the most records since COG's Database Project began in 1990. Most (60) were from LBG and environs (incl Jerrabomberra WL) in all months. Largest: 16/3 Jun Jerrabomberra WL GrL14 (WiS1). All breeding records were of dy, first: 23 Oct, last: 14 Mar, from LBG and environs (12), LGIN (2) and 5/29 Dec Wet Lagoon NR GrS2 (FyM1).

Dusky Moorhen *Gallinula tenebrosa* **Common, Breeding Resident**

General: 93 records, including 19 of breeding, from 14 grid cells. This is the most records since COG's Database Project began in 1990, Records came from all months. The majority (62) were from LBG and environs (incl Jerrabomberra WL), others were from lakes and associated wetlands elsewhere in Canberra (23), and the remainder from various sites outside of Canberra. Largest: 69/28 Jun, 68/7 Jun, 66/16 Jun, 62/6 May, 59/3 May, 59/21 Aug, 56/17 May, 50/3 Aug all Commonwealth Park around Nerang Pool to Anzac Parade GrL13 (WyP1). All breeding records were of dy, first: 11 Oct, last: 6 Feb, from LBG and environs (15), LGIN (2) and Gungahlin Lakes golf course (2).

Eurasian Coot *Fulica atra* **Common, Breeding Resident**

General: 75 records, including 3 of breeding, from 11 grid cells, in all months; the most since 1991-92, The majority (51) were from LBG and environs (incl Jerrabomberra WL), others from **lakes** and associated wetlands elsewhere in Canberra (18), and the remainder from various sites outside of Canberra. Largest: 105/16 Jun, 99/28 Jun, 93/21 Jun, 87/7 Jun, 86/20 May, 83/12 May, 82/17 May all Commonwealth Park around Nerang Pool to Anzac Parade GrL 13 (WyP 1). Breeding records: dy/27 Dec dam on golf course Kambah Pool Rd, dy/4 Feb, dy/6 Feb Jerrabomberra WL GrL14 (WyP1),

WOO: I record: 1/24 Apr ME GrN12 (BoJ1).

WBS: LBath: numbers remain extremely low. LGeo: recorded only in Dec.

	Jul	Aug	Sep	Oct	Nov	Dec	Jan	Feb	Mar	Apr	May	Jun
LBath	0	11	0	1	0	502	26	249	520	300	123	60
LGeo	0	0	0	0	0	74	0	0	0	0	0	0

TURNICIDAE: button-quail

Painted Button-quail *Turnix varia* Rare, Breeding Resident

General: 1 record: 1/28 Apr lower slopes of Black Mtn GrK13 (TaN1).

SCOLOPACIDAE: snipe, sandpipers and allies

Latham's Snipe *Gallinago hardwickii* Uncommon, Migrant

General: 4 records between 20 Sep and 15 Feb; 2 from near Gundaroo in GrN7 (JoM2) and 1 each from Jerrabomberra WL GrL14 (WyP1) and near Gunning in GrO8 (JoM2).
WBS: LBath 2/28 Aug GrY8 (LeM1), LBathE 1/20 Dec GrY8 (LeM1).

Bar-tailed Godwit *Limosa lapponica* Rare, Vagrant

No records in 1998-99. Last recorded Oct 1996.

Little Curlew *Numenius minutus* Rare, Visitor

No records in 1998-99. Last recorded Oct 1997.

Marsh Sandpiper *Tringa stagnatilis* Rare, Visitor

WBS: 2 records. LBath: 3/12 Jul GrZ8 (LeM1), 1/19 Jul GrZ8 (DoM1).

Common Greenshank *Tringa nebularia* Rare, Visitor

No records in 1998-99. Last recorded Nov 1997.

Red Knot *Calidris canutus* Rare, Vagrant

No records in 1998-99. Last recorded Oct 1996,

Red-necked Stint *Calidris ruficollis* Uncommon, Visitor

WAS: Numbers similar to last year: substantially lower than normal.

	Jul	Aug	Sep	Oct	Nov	Dec	Jan	Feb	Mar	Apr	May	Jun
LBath	0	4	74	0	17	61	0	1	17	0	0	13
LGeo	25	0	142	0	5	0	0	0	0	0	0	0

Pectoral Sandpiper *Calidris melanotos* Rare, Visitor

No records in 1998-99. Last recorded Oct 1997.

Sharp-tailed Sandpiper *Calidris acuminata* Common, Migrant

WBS: Numbers lower than previous years. LBath: 3/28 Aug GrY8 (LeM1), 11/22 Sep GrY8 (HoT1), 88/26 Sep GrY8 (LeM1), LGeo: 4/5 Oct GrR11 (LeM1).

Curlew Sandpiper *Calidris ferruginea* Uncommon, Visitor

WBS: 2 records: 4/26 Sep LBathE GrY8 (LeM1), 1/23 Jan LBathW GrY8 (HoT1).

Buff-breasted Sandpiper *Tryngites subruficollis* Rare, Visitor

No records in 1998-99. Last recorded Sep 1997.

RECURVIROSTRIDAE: stilts, avocet

Black-winged Stilt *Himantopus himantopus* Breeding Visitor
WBS: LBath: numbers very much lower than last year, recorded in Oct (4), Dec (3), Jan (3), Feb (75), Mar (17), May (25), Jun (18). LGeo: 3/28 Jun LGeoN GrT8 (FyM1).

Banded Stilt *Cladorhynchus leucocephalus* Rare, Vagrant
 No records this year. Last recorded Feb 1998.

Red-necked Avocet *Recurvirostra novaehollandiae* Uncommon, Visitor
 No records this year. Last recorded Mar 1998.

CHARADRIIDAE: plovers, dotterels, lapwings

Pacific Golden Plover *Pluvialis fulva* Rare, Visitor
WBS: LBath: 4/26 Sep GrY8 (LeM1), 57/6 Mar GrY8 (MiP1), 39/30 Mar GrY8 (LeM1).

Red-capped Plover *Charadrius ruficapillus* Common, Breeding Resident
WBS: Numbers similar to last year on both lakes but no breeding records.

	Jul	Aug	Sep	Oct	Nov	Dec	Jan	Feb	Mar	Apr	May	Jun
LBath	75	44	66	2	16	66	9	105	81	0	51	54
LGeo	37	0	li		55	6		616		0	0	0

Double-banded Plover *Charadrius bicinctus* Uncommon, Visitor

WBS: LBath: against the general trend of lower numbers for most species there has been an increase in numbers over the previous year, As expected for this NZ migrant, records are from the winter months. LGeo: no records.

Jul	Aug	Sep	Oct	Nov	Dec	Jan	Feb	Mar	Apr	May	Jun
LBath	111	18	0	0	0	0	0	31	0	96	119

Black-fronted Dotterel *Elsayornis melanops* Uncommon, Breeding Resident
General: 34 records from 9 grid cells, including co/15 Oct Woodstock NR GrG 12 (SuR 1). **WBS:** LBath: 10/12 Jul GrY8 (LeM1, MiP1), 1/26 Sep GrY8 (LeM1).

Red-kneed Dotterel *Erythronyctes cinctus* Uncommon, Visitor

General: 3/14 Dec Kellys Swamp GrL14 (WrH1).
WBS: LBath: 1/20 Dec GrY8 (LeM1), LGeo: 1/20 Dec GrR11 (LeM1).

Banded Lapwing *Vanellus tricolor* Breeding Visitor
WBS: LBath: an increase on the 3 records (Aug, Sep, Oct) of last year. LGeo: same number recorded at the same time as last year:

	Jul	Aug	Sep	Oct	Nov	Dec	Feb	Mar	Apr	May	Jun
LBath	2	11	11	5	7						
LGeo	0	0	2	0	6	10	05	0	11	0	0
							Jan		0		
							0				

Masked Lapwing *Vanellus miles*

Common, Breeding Resident

General: 73 records, including 4 of dy between 30 Aug and 11 Oct. Largest: 16/21 Feb Yass golf course GrF3 (WyP1).

GBS: Records from 22 sites in all months, No breeding records,

WOO: MUF only: 3 records of single birds, 2 in Sep, 1 in Dec.

WBS: Numbers on both lakes similar to previous years.

	Jul	Aug	Sep	Oct	Nov	Dec	Jan	Feb	Mar	Apr	May	Jun
LBath	69	53	36	19	12	63	39	141	212	19	147	111
LGeo	2	2	25	0	0	9	0	0	0	0	0	0

LARIDAE: gulls and terns

Silver Gull *Larus novaehollandiae*

Common, Breeding Resident

General: 38 non-breeding records from 5 grid cells in all months except Apr. Most (31 records) from LBG and environs (incl Jerrabomberra WL), also from LGIN (4), Gungahlin Lakes golf course (2), and 82/28 Jun LGeo NE corner GrT8 (FyM1).

GBS: Recorded at three sites in late autumn and early winter: 3/3wk Apr, 220/2wk May both Curtin GrJ14 (AJR1), 3/4wk May, 1/2wk Jun, 2/3wk Jun all Cook GrJ13 (TaN1), 300/1wk Jun Gilmore GrK17 (GrB1).

WBS: LBath: similar to previous years with higher numbers in spring. no breeding was

	Jul	Aug	Sep	Oct	Nov	Dec	Jan	Feb	Mar	Apr	May	Jun
LBath	308	1383	1730	80	38	107	46	126	90	88	14	271
LGeo	0	0	0	0	0	1061	0	69	0	0	0	0

Whiskered Tern *Chlidonias hybridus*

Rare, Visitor

General: 1 record: 7/2 Dec LBG East Basin GrL14 (WiD1).

COLUMBIDAE: pigeons and doves

Rock Dove *Columba livia*

Common, Breeding Resident

General: 29 records, all from within or adjacent to urban areas.

GBS: Values slightly above levels recorded in 1997-98, After a decline in abundance in the late 1980s, a halting recovery now has levels back close to the highest on record.

White-headed Pigeon *Columba leucomela*

Rare, Vagrant

GBS: Unconfirmed reports of 1 or 2 birds, Jul to Sep, from the Waramanga area where birds were recorded in 1997-98,

Spotted Turtle-Dove *Streptopelia chinensis*

Status Uncertain

6 sightings from 1983 to 1988 in Scullin, Downer, Duffy and Holt were all classified as escapees, After a gap until 1994, there have been 11 more records, 5 confirmed, 6 unconfirmed.

GBS: 2 records from Kambah GrJ16: 1/8 Jan (WiS1), 1/20 Feb (McD1). Also unconfirmed reports from Watson and Duffy.

Common Bronzewing *Phaps chalcoptera*

Uncommon, Breeding Resident

General: 38 records of up to 4 birds from across the region, mostly from the warmer months. No evidence of breeding reported,

GBS: Of 32 records, 22 were from a site in Chapman GrI15 (HAJ1) and 6 from a rural site on the Sutton Road GrO12 (ScG1). Others were from O'Connor (Sep and Jan), Cook (Dec) and Campbell (May). Abundance (A) up by 60% but other values about the same as 1997-98.

WOO: 9 records from 4 sites. CAS GrJ18: 1 and 2 birds on 10 Mar (McJ4); MAJ GrM12: 2/26 Sep, 1/29 Nov, 2 single birds on 11 Mar (all OvA1); MJF GrN13: 1/3 Oct, 2/24 Apr (FeP1, Bon); MUF GrL11: 3/27 Sep (C1M1).

Brush Bronzewing *Phaps elegans*

Rare, Breeding Resident

Since 1979 there have been just 12 records, 9 of them in the three years 1986 to 1989 (COG Atlas project), and with one exception, all from the Brindabella Ranges.

General: 1/26 Jan Bulls Head area GrD16 (LiJ1).

Crested Pigeon *Ocyphaps lophotes*

Common, Breeding Resident

General: The spread of the Crested Pigeon into the region continues. 104 records this year include reports, from Yass GrF3 in the north, to Burra Creek GrM21, Naas River fire trail GrJ23, Yankee Hat area GrH25 and Bredbo GrL29 in the south, and Brindabella Valley GrB 16 in the west.

GBS: Abundance (A=1.6507) is up by one-third, another significant increase. It raises the Crested Pigeon to 15th position on the GBS table of abundance, after being at 72 in 1988-89 (A=0.0218), Other values are also higher. The percentage of sites at which the bird was recorded is up by 14% to 94% (1988-89: 10.7%). Breeding activity was reported from 5 sites in Ainslie, Chapman, Yarralumla, Melba and O'Connor; mainly between 1wk Aug and 3wk Nov, but also nb/4wk Mar (LeM1).

WOO: 7 records from only 2 sites. MAJ GrM12: 1/26 Sep, 2/29 Nov, 2 single birds on 11 Mar (all OvA1); SYM GrL15, K15: 1/19 Sep (BoJ1), 3/19 Sep, 1/6 Mar (both DaG2).

WBS: 4/12 Jul LGeoS GrR11, 2/26 Sep LBathE GrY8, 2/5 Oct LGeoS GrR11 (all LeM1), 3/25 Oct and 2/23 May The Morass GrZ8 (both DoM1).

Peaceful Dove *Geopelia striata*

Rare, Breeding Resident

There have been a few reports most years, usually from within or close to suburban Canberra. The only records to come from locations further afield have been from the north-west of our region, near 'Kirawin' on Mountain Creek Rd GrE8 and south of Wee Jasper GrA10, This year 2 from another grid in that general area.

General: 1/3 Dec and 2/8 May Cavan Road GrF7 (BeC3).

WOO: 1 record: 1/6 Mar SYM GrL15 (DaG2).

Wonga Pigeon *Leucosarcia melanoleuca*

Common, Breeding Resident

Considering its status in the ACT - 'Common Widespread species in the ranges' - and taking account of other suitable habitats within our region, for example Tallaganda SF and Badja SF, this species is not well represented in the records,

CACATUIDAE: cockatoos

Glossy Black Cockatoo *Calyptorhynchus lathami* Rare, Visitor

General: 12 records of up to 9 birds on Mt Majura and Mt Ainslie from Jul to Nov.

Yellow-tailed Black Cockatoo *Calyptorhynchus funereus* Common, Breeding Resident

General: 56 records, mostly outside the suburban area, Largest: 90/21 Apr Molonglo R GrH 12 (FyM 1). Breeding: dy/8 Mar Pine Island GrJ 17 (WhJ1).

GBS: Recorded from 5 sites in Chapman, Queanbeyan, Kambah and Duffy in Aug, Apr, Jun.

WBS: 1 record: 10/23 Jan LBathW GrY8 (HoT1).

Ganggang Cockatoo *Callocephalon fimbriatum* Common, Breeding Resident

General: 69 records throughout the year; no breeding reported. Mainly 1 to 12 birds but also 28/4 Jul, 30/30 Aug both ANBG GrK13 (LaJ5).

GBS: Abundance (A=0.8377) down from 1997-98 (A=1.0325). Seen in 76% of sites.

Breeding: dy/1wk Jul Kambah GrJ16 (VeP1).

WOO: 6 records from RED GrK14 (Sep, Dec, Mar), 2 from MUF GrL11 (Sep).

Galah *Cacatua roseicapilla* Common, Breeding Resident

General: 294 non-breeding records; 8 breeding records.

GBS: Abundance (A=7.12) down from 1997-98 (A=7.30) but still Canberra's most abundant garden bird for the second year running. Recorded from all sites, breeding records from 12.

WOO: 111 records from all sites. 4 breeding records from GOO, MJF and SYM.

WBS: 6 records; 5 from around LBath GrY8 Jul to Sep, 1 from LGeoN GrT8 in Dec.

Long-billed Corella *Cacatua tenuirostris* Rare, Vagrant

General: 2 records: 2/24 Aug Griffith GrL15 (WiD1), 1/8 Nov Kambah Gr 116 (WiB1),

GBS: Unconfirmed records from one site: 1/3-4wk Nov Watson GrL12.

Little Corella *Cacatua sanguinea* Uncommon, Breeding Resident

General: 8 non-breeding records, 7 of them from central Canberra (GrL14, L13), the other from Murrumbateman 14/16 Feb Murrumbateman GrI6 (SuR1).

GBS: Abundance (A=0.0209) down from 1997-98 (A=0.0280). Recorded from 14% of sites.

WOO: 3 records. 2/29 Nov MAJ GrM12 (OvA1); 3/19 Sep, 5/6 Mar SYM GrL15 (DaG2).

Sulphur-Crested Cockatoo *Cacatua galerita* Common, Breeding Resident

General: 304 non-breeding records; five breeding records.

GBS: Abundance (A=6.9100) up from 1997-98 (A=6.0515) continuing a long-term increase and making it Canberra's second most common garden bird for the year. Recorded from 100% of sites. Breeding records from 8 sites.

WOO: 93 records from all sites. Breeding: di/27 Sep MUF GrL11 (C1M1),

WBS: 6 records from around LBath (GrY8, Z8) and 1 from LGeoN GrT8.

Cockatiel *Nymphicus hollandicus* Rare, Vagrant

General: 3 non-breeding records: 1/21 Jan, 1/31 Jan LGin GrJ12 (HaK1); 1/11 Jun

Gungahlin Lakes golf course GrK11 (WyP1).

GBS: 1/2wk Dec Kambah GrJ16 (VeP1), 1/4wk Jun Lyons GrJ15 (KoL1).

PSITTACIDAE: lorikeets, parrots

Rainbow Lorikeet *Trichoglossus haematodus* Rare, Visitor

General: 4 records: 2/19 Jul Aranda GrJ13 (TaN1), 5/15 Oct Melba GrJ12 (MoM1), 2/15 Dec Cook GrJ13 (FyM1), 1/1 Mar Bendoura TSR GrY18 (TaN1).

GBS: Records from 7 sites, from single birds to flocks of 5.

Little Lorikeet *Glossopsitta pusilla* Rare, Visitor

General: 2/28 Nov Gooroo GrM11 (TaN1), 1/18 Dec Mt Wanniasa GrK16 (RoP1).

Australian King-Parrot *Alisterus scapularis* Common, Breeding Resident

General: 50 non-breeding records. 1 breeding record: ih/16 Dec The Pinnacle GrI13 (GoP2).

GBS: Abundance (A=1.1967) down on previous year (A=2.3418), interrupting a long-term increase, Recorded from 92% of sites. Breeding records from 8 sites.

WOO: 8 records from MAJ GrM12 (Sep, Mar, Jun) and 1 from RED GrK14 (Jun).

Superb Parrot *Polytelis swainsonii* Rare, Visitor

General: 20 records, including 2 of breeding, from Sep to Jan. 6 of them from the ACT, the others all from areas further north including 8 from Murrumbateman. Breeding: dy/ 12, 13 Dec Murrumbateman GrI6 (SuR1).

GBS: I record: 1/1 Dec Cook GrJ13 (TaN1).

Crimson Rosella *Platycercus elegans* Common, Breeding Resident

General: 533 non-breeding records; 12 breeding records.

GBS: Abundance (A=3.5162) down from 1997-98 (A=3.9093), Recorded from 100% of sites. Breeding records from 7 sites.

WOO: 193 records from all sites. Breeding: ih/28 Nov GOO GrM 11 (TaN 1), ih/27 Sep MUF GrL11 (C1M1), ih/6 Dec RED GrK14 (PeH2),

WBS: 6 records from around LBath (GrY8, Z8).

Eastern Rosella *Platycercus eximius* Common, Breeding Resident

General: 267 non-breeding records. 6 breeding records: ih/24 Oct Campbell Pk GrM 13 (McJ4) ih/25 Oct O'Connor Ridge GrK13 (McI1), dy/13 Nov O'Connor GrK13 (McI1), on/8 Nov Bum GrM21 (Anil), ih/29 Nov Newline woodland GrM 14 (BoJ 1), on/6 Dec Tharwa Rd GrJ19 (WiS1).

GBS: Abundance (A=1.4740) similar to 1996-97 (A=1.4294) after a slight increase in 1997-98 (A=1.6348). Recorded from 98% of sites. Breeding records from 5 sites,

WOO: 93 records from all sites. Breeding: ih/19 Sep SYM GrL15 (BoJ1), ih/6 Dec MUF GrL I 1 (HoJ1).

WBS: 8 records from around LBath (GrY8).

Australian Ringneck *Barnardius zonarius* Rare, Vagrant

General: 1/20 Oct Campbell Park GrM13 (DaG2).

Swift Parrot *Lathamus discolor* Rare, Visitor

No records for 1998-99, Last record was a dead bird (window hit?), May 1997.

Red-rumped Parrot *Psephotus haematonotus* Common, Breeding Resident

General: 91 non-breeding records. 3 breeding records: ih/12 Sep Castle Hill GrJ18 (BeR3), dy/13 Nov ANU GrK 13 (McI1), dy/5 Dec Newline woodland GrN 14 (McJ4).

GBS: Abundance (A=0.2593) similar to 1997-98 (A=0.2519). Recorded from 38% of sites.

WOO: 16 records from CAS GrJ18 (Sep, Mar, Jun), MJF GrN12, N13 (Oct, Jan, Apr) and RED GrK14 (Sep, Dec). Breeding: ih/12 Dec CAS GrJ18 (McD1).

Budgerigar *Melopsittacus undulatus* Rare, Vagrant

No records for 1998-99. Last recorded Feb 1997.

Rose-ringed Parakeet *Psittacula krameri* Escapee

GBS: 1/1wk Apr Kambah GrJ16 (VeP1).

Lovebird sp *Agapornis sp.* Escapee

No records for 1998-99. Last recorded Aug 1995.

CUCULIDAE: cuckoos, koel**Pallid Cuckoo** *Cuculus pallidus* Common, Breeding Migrant

General: 47 records of mainly 1 to 2 birds, but up to 6. First: 1/10 Aug Deakin GrK14 (CoA1), last: 1/13 Feb Tharwa sandwash GrJ19 (McJ4).

GBS: Following a slight recovery in 1997-98 the overall decline since the start of the survey was evident again with all values falling to the lowest on record, 1 or 2 records from 6 sites, first: 1/1wk Aug Chapman GrI15 (McA1), last: 1/2wk Feb Sutton Rd GrO12 (ScG1).

WOO: Records from all sites except CAS and RED. GOO GrM11: 1/28 Nov (TaN1); MAJ: 1/26 Sep GrM13, 1/29 Nov GrM12 (OvA1); MJF GrN13: 1/3 Oct (FeP1); MUF GrL10, L11, M10: records from Sep (2), Nov (7), and Dec (6) (C1M1, MoM3, LiJ1 BrM1, LiB 1, HoJ1, PfD1); SYM GrL15: 1/19 Sep (DaG2).

Brush Cuckoo *Cacomantis variolosus* Uncommon, Breeding Migrant

Not a frequently reported species; this year has the most records (16) since 1992-93.

General: 10 records of single birds. First: 1/17 Oct Mt Ainslie CNP GrL13 (TaN1), last: 1/16 Ian Mulligans Flat GrL 11 (WyP 1).

WOO: 6 records from 3 sites. GOO GrM11: 1/28 Nov (TaN1); MAJ GrM12: 2 records of 1 and 2 birds on 29 Nov (OvA1); MUF GrL10, L11: 1/8 Nov (LiB1), 2 records of single birds on 6 Dec (TaN1, HoJ1).

Fan-tailed Cuckoo *Cacomantis flabelliformis* Common, Breeding Migrant

General: 67 records from across the region, mainly of 1 to 2 birds, but up to 10/15 Nov Brandy Flat walk GrI23 (LiJ1). First: 1/19 Aug Uriarra Crossing GrG12 (MaN1), last: 1/24 May Parkes GrK13 (TaN1).

GBS: Values again low with just 13 records, 7 from one site in Campbell GrL14 (RoC1). First: 2/3wk Aug Campbell GrL14 (RoC1), last: 1/2wk Mar Weetangera GrJ13 (WoD1).

WOO: 14 records from all sites except CAS and SYM. CAS GrJ18: 1/10 Mar (McJ4); GOO GrM11: 1/19 Jun (DaG2); MAJ GrM12: 4 records of single birds on 26 Sep (all OvA1); MJF GrN13: 1/3 Oct (FeP1); MUF GrM10, L11 records from Sep (3), Nov (1) and Dec (3) (BrM2,

Horsfield's Bronze-Cuckoo *Chrysococcyx basalis* Common, Breeding Migrant
General: 22 records from 15 grid cells. First: 1/30 Aug Tidbinbilla NR GrF17 (McD1), last: 1/1 Feb 'Waterole', Back Creek Rd GrN7 (JoM2). 1 report of breeding: dy(Brown-headed Honeyeater)/16 Jan Mulligans Flat GrL11 (WyP1).

GBS: There was little fluctuation in abundance (A) between 1983-84 and the high point in 1994-95 (A=0.0138; 28 records from 9 sites). Since then, however, abundance has declined and this year, for the first time, the species was not recorded at any site.

WOO: 5 records from 3 sites. GOO GrM11: 3 records of single birds on 12 Sep (FyM1); MJF GrN13: 1/3 Oct (BoJ1); MUF GrL10: 1/8 Nov (BrM1).

Shining Bronze-Cuckoo *Chrysococcyx lucidus* Common, Breeding Migrant
General: 24 records from 17 grid cells. First: 1/5 Sep Black Mtn GrK13 (TaN1), last 1/26 Jan Bulls Head area GrD16 (LiJ1). Breeding: dy(Yellow-rumped Thornbill)/5 Dec Newline woodland GrN14 (McJ4).

GBS: Values slightly down but still well above the all time low of 1996-97. 14 records of single birds from 5 sites in Chapman (2), Curtin (1), Cook (1), Duffy (8) and Kambah (2). First: 1/3wk Sep Kambah GrJ16 (WiS1), last: 1/1wk Apr Chapman GrI15 (HAJ1).

WOO: 14 records from 5 sites: GOO (2 on 12 Sep); MAJ (1 on 26 Sep); MUF (5 on 27 Sep, 2 on 8 Nov, 1 on 6 Dec); RED (1 of 3 birds on 6 Dec (AvJ1)); SYM (2 on 19 Sep).

Common Koel *Eudynamys scolopacea* Rare, Migrant
 There have been 46 confirmed records since 1985-86; 2 in the 3 years 1985-88, 25 in the 3 years between 1988-1991, just 2 in the 4 years 1991-1995 and 17 since Jul 1995.
General: 1/28 Nov - 3 Dec O'Connor GrK13 (MoN1), 1/10-11 Dec Page GrJ12 (A1B1), 1/13 Dec Kambah GrI16 (WiB1), 1/17 Dec Cook GrJ13 (FyM1). Also 2 unconfirmed records.
GBS: 1/1wk Dec Curtin GrJ14 (MoM3), 1/1wk Dec Kambah GrJ16 (McD1), 1/3wk Jan Weston GrJ15 (BoJ1). Also unconfirmed reports from 9 other sites.

Channel-billed Cuckoo *Scythrops novaehollandiae* Rare, Vagrant
 Recent records of the Channel-billed Cuckoo have been from Gilmore (Jan 1995), Federal Hwy (Jan 1996) and Cook (Dec 1997).
General: 1/21 Nov Dickson GrL13 (CrI1), 1/21 Nov Downer GrL12 (HoT1), Same bird?
GBS: 1 unconfirmed record from Downer in 4wk Nov.

STRIGIDAE: hawk owls

Powerful Owl *Ninox strenua* Rare, Breeding Resident
General: 1 record: 1/25 Jan Lee's Ck, Warks Rd GrE15 (MoM3).

Barking Owl *Ninox connivens* Rare, Visitor
 No records in 1998-99. Last recorded Apr 1998.

Southern Boobook *Ninox novaeseelandiae* Common, Breeding Resident
 Both General and GBS records are down by about half on previous years.
General: 3 records of single birds in autumn: 1/20 Mar Cook Gal 3 (FyM1), 1/7 Apr Mt Rogers Gall (B1R1). 1/10 Mav Kambah GrI16 (WiB1).

TYTONIDAE: masked owls**Barn Owl** *Tyto alba*

Rare, Visitor

No records in 1998-99. Last recorded Aug 1995.

PODARGIDAE: frogmouths**Tawny Frogmouth** *Podargus strigoides*

Uncommon, Breeding Resident

General: 10 records, half of them from Campbell Park GrM 13. 5 breeding records (on, dy) between 19 Sep and 15 Nov.**GBS:** 12 records (3 of pairs) from 5 sites, in Jul/Aug, Jan/Feb, and Apr/May,**AEGOTHELIDAE: owlet-nightjars****Australian Owlet-nightjar** *Aegotheles cristatus*

Uncommon, Breeding Resident

GBS: Records from a site north of Queanbeyan from 1wk Mar to 1wk Jun (ScG1).**WOO:** 1 record: 1/27 Mar GOO GrM11 (PrJ2).**APODIDAE: swifts****White-throated Needletail** *Hirundapus caudacutus*

Common, Migrant

GBS: 11 records from 9 sites. All 4wk Feb to 4wk Mar except 1/1wk Dec (DaC1) and 1/3wk Jan (BoJ1). Largest: 100/3wk Mar Kambah GrJ16 (VeP1).**ALCEDINIDAE: kingfishers****Azure Kingfisher** *Alcedo azurea*

Rare, Migrant

General: 1 record: 1/27 Nov upper section Cotter Dam GrG14 (BoD1).**HALCYONIDAE: kookaburra, kingfishers****Laughing Kookaburra** *Dacelo novaeguineae*

Common, Breeding Resident

General: 221 mainly rural records in all months of the year. Breeding: ih/4 Oct upper Queanbeyan R GrQ21 (BrM2) and ih/22 Oct west of Stromlo Forest GrI14 (SuR1).**GBS:** Recorded from 33 sites throughout the year. Abundance (0.2602) above last year (0,2302) but still down on values of the last few years.**WOO:** 43 records from all sites, of 1 to 4 birds throughout the year, CAS (3 records); GOO (2); MAJ (5); ME (4); MUF (24); RED (1); SYM (4).**WBS:** 3 records: 1/25 Aug LBathW GrY8 (HoT1), 5/25 Aug, 5/5 Oct LGeoS GrR11 (LeM1).**Sacred Kingfisher** *Todiramphus sanctus*

Uncommon, Breeding Migrant

General: 70 records. First: 1/24 Sep upper Queanbeyan R GrQ21 (BrM2), last: 1/4 Apr Black Mtn GrK13 (McI1), 6 breeding records (ih, nb, on) between 18 Oct (BoJ1) and 12 Dec CoE1).**GBS:** 19 records from 8 sites, all of single birds apart from 2 records of 2 birds. First: 1/2wk Oct Melba GrJ12 (MoM1), last: 2/1wk Apr O'Connor GrKI3 (Ball).**WOO:** 24 records from 3 sites. GOO (1 in Nov); MAJ (3 in Nov); MUF (20 in Nov and Dec). Of the 24 records, 18 were of single birds, 5 were of 2 birds, and 1 was of 3 birds.

MEROPIDAE: bee-eater

Rainbow Bee-eater *Merops ornatus* Common, Breeding Migrant

General: 33 records, 11 of them from 1 location on the upper Queanbeyan R. First: 1/4 Oct Lanyon GrJ18 (TaM1), 2/4 Oct upper Queanbeyan R GrQ21 (BrM2), and 3/4 Oct 'Merung' GrD9 (SuR1). Last: 1/16 Mar upper Queanbeyan R GrQ21 (BrM2). No breeding reported.
GBS: 6 records from 5 sites. First: 20/3wk Sep Yarralumla GrK14 (CCR1), last: 1wk Mar Cook GrJ13 (BrM2), 1wk Mar Kambah GrJ16 (VeP1); but no records Nov to Feb inclusive.

CORACIIDAE: Dollarbird

Dollarbird *Eurystomus orientalis* Uncommon, Breeding Migrant

General: 27 records. First: 1/4 Oct Strike-a-Light River GrN29 (HoJ1), last: 1/13 Feb Tharwa sandwash GrJ19 (McJ4). No breeding reported.

GBS: Recorded from 12 sites (only 3 with >3 records). First: 3wk Oct at Campbell GrL13, L14 (C1S1, RoC1), and Aranda GrJ13, (GeJ1), last: 1/3wk Feb O'Connor GrK13 (Ball),

WOO: 7 records from 3 sites: 3/12 Dec CAS GrJ18 (McD1); 1/29 Nov MAJ GrM12 (OvA1); and 5 records from MUF GrL10, L11 in Nov and Dec (LiB1, LiJ1, HaK1, HoJ1).

MENURIDAE: lyrebird

Lyrebird *Menura novaehollandiae* Common, Breeding Resident

General: 25 non-breeding records in most months. Mainly from the ranges to the west and south of Canberra, but also occasional records from Googong Dam/Tallaganda SF region.

CLIMACTERIDAE: treecreepers

White-throated Treecreeper *Cormobates leucophaeus* Common, Breeding Resident

General: 311 records, mostly of single birds or small groups, apart from 12/20 Jun Hardy Range GrF15 (WrH1). Breeding: ny/25 Oct O'Connor/Bruce Ridge GrK13 (McI1).

GBS: Records of 1 to 2 birds from 8 sites (mostly in inner Belconnen), during Dec to Jun, consistent with the pattern exhibited in previous years.

WOO: 112 non-breeding records of 1-2 birds, from all sites, throughout the year.

Red-browed Treecreeper *Climacteris erythroptera* Uncommon, Breeding Resident

General: 5 nonbreeding records of 1-2 birds, all from the wetter ranges west of Canberra.

Brown Treecreeper *Climacteris picumnus* Common, Breeding Resident

General: 57 non-breeding records of single birds or small groups. 3 breeding records: nb/26 Aug Googong foreshores GrN19 (TaN1), ih/21 Nov 6km S of Gunning GrN3 (BoJ1) and ih/29 Nov Newline woodland GrM14 (Bon).

WOO: 10 records, 8 from CAS GrJ18, 2 from MUF GrL11, all of 1-2 birds.

MALURIDAE: fairy-wren**Superb Fairy-wren** *Malurus cyaneus*

Common, Breeding Resident

General: 389 non-breeding records from throughout the region. Largest 41/11 Apr 'Moongamba', Wallaroo Rd GrI10 (CoE1). 4 breeding records: cf/14 Nov Ginninderra Ck GrI12 (SuR1), dy/10 Dec Jerrabomberra Ave GrL14 (MoM3), fs/10 Dec Gooroo GrM11 (TaN1) and dy/21 Feb Woodstock NR GrG12 (SuR1).

GBS: Records from 37 sites. All statistical values except W markedly lower than in 1997-98, returning to similar levels as recorded in the early 1990's. 2 breeding records: dy/1-2wk Mar Chapman GrI15 (HAJ1), nb/3wk Aug Curtin GrJ14 (AJR1).

WOO: 69 non-breeding records. Regularly reported in small numbers (up to 16 birds) from all sites except GOO and MUF, each of which recorded just 1 sighting.

WBS: 4 non-breeding records from LBath GrY8

PARDALOTIDAE: Pardalotes, scrubwrens, gerygones, thornbills and allies**Spotted Pardalote** *Pardalotus punctatus*

Common, Breeding Resident

General: 262 records from throughout the region. Unlike the 1997-98 pattern, half were in the months Apr (40), May (55) and Jun (37). Breeding: nb/5 Oct Tallaganda SF GrV23 (FyM1), on/28 Nov Dingo Dell GrE12 (FyM1).

GBS: The reversal in the downward trend of values reported last year was short-lived, the measure of abundance (A) this year down again this time by 63% to the lowest level on record. The measures of distribution (F) and recording rate (R) were also down. The decline in the number of records during the summer months was again evident. Nest building was reported from Yarralumla GrK14 in Oct and Nov (CCR1).

WOO: A total 76 records (1 to 6 birds) 29 of them from MUF. The peaks were in Sep (19 records from 5 sites) and Jun (45 records from 6 sites).

Striated Pardalote *Pardalotus striatus*

Common, Breeding Resident

General: 327 records covering all months and from throughout the region. Apart from Jul (1) and Aug (15) numbers of records were steady for other months with highest totals in Oct (48) and Apr (42). 12 reports of breeding. First: nb/27 Sep Burra Ck GrM21 (AnI1), last: dy/14 Jan Stromlo Forest GrI14 (FyM1).

GBS: Like the Spotted Pardalote, following a rise in 1997-98, the measure of abundance (A) for the Striated Pardalote fell this year by 48% to the lowest level on record. Other values were also down. Nest building was reported from Curtin GrJ14 in Sep and Oct (AJR1).

WOO: 139 records with greatest numbers in Sep (42) and Jun (36). Although fewer during the summer months, the decline was not as pronounced as for the Spotted Pardalote. Breeding reported from one site: on/3 Oct MJF GrN13 (BoJ1).

Pilotbird *Pycnoptilus floccosus*

Uncommon, Breeding Resident

An average of 4 records each year since 1989-90, principally from the Brindabella Ranges but also from suitable wet forest habitat in Tallaganda SF and Badja SF.

General: 4/29 Nov Wombat Rd area GrD17 (McD1), 1/31 Jan Warks Rd GrE16, 2/31 Jan Warks Rd area GrD16 (ScG1),

White-browed Scrubwren *Sericornis frontalis* Common, Breeding Resident

General: 136 records spread broadly across the region and, apart from a low in Jul (4), fairly evenly throughout the year. 1 breeding record: dy/31 Jan Warks Rd GrE16 (CaS2).

GBS: The measures of abundance (A) and distribution (F) both fell. Present all months with most records in the 4 months Jan to Apr, consistent with the long-term situation. One indication of breeding: dy/3wk Nov Aranda GrJ13 (RoS1).

WOO: Just 3 records: 2/29 Nov MAJ GrM12 (OvA1), 5/14 Mar RED GrK14 (AvJ1), 1/13 Jun CAS GrJ18 (McJ4).

Chestnut-rumped Heathwren *Hylacola pyrrhopygia* Uncommon, Breeding Resident

General: 1/28 Aug Googong Foreshores NP GrO18 (TaN1). This is the 13th confirmed record since 1988 and expands the range in which the bird has been observed in our region.

Speckled Warbler *Chthonicola sagittata* Uncommon, Breeding Resident

General: 46 records, up after 26 and 24 in the previous two years. The yearly average for the 9 years since the ACT Atlas project has been 40. Records covered all months. Breeding records: nb/2 Aug Mt Taylor GrJ15 (VeP1), on/28 Nov Gooroo GrM11 (TaN1).

GBS: Again reports came from 3 sites, this year in Aranda and Cook GrJ 13 (RoS1, BrM2, TaN1). With 6 records, (5 in Jul, 1 in Feb) for a total of 11 birds, values were at a level consistent with the long-term average.

WOO: A total of 9 records. GOO GrM11: 1/12 Sep (FyM1), 1/28 Nov (TaN1), 2/29 Nov (BoJ1); MAJ GrM12: 1/11 Mar (OvA1); MUF GrL10, L11: 2/27 Sep (LW), 1/8 Nov (MoM3), 1/6 Dec (Pfd1), 2/27 Jun (C1M1, TaN1).

Weebill *Smicromis brevirostris* Common, Breeding Resident

General: 152 records, well up on 1997-98 (49), Spread fairly evenly across all months.

Breeding: dy/28 Nov Gooroo GrM11 (TaN1), on/12 Dec Campbell Pk GrM13 (CoE1).

GBS: All values down, The measure of abundance has fluctuated over the years and this year is down to its lowest ($A=0.239$) since the early 1980s. No breeding reported.

WOO: 125 records from all sites. Similar numbers in spring, autumn and winter but down by half in summer, when not recorded from GOO or SYM, Breeding: nb/27 Sep MUF GrL11 (C1M1).

Brown Gerygone *Gerygone mouki* Rare, Visitor

Prior to this year there were 5 confirmed records, all from ANBG, 2 in Sep and 3 in May.

General: 2/2 May Bluetts, Stromlo Forest GrI14 (A1B1).

Western Gerygone *Gerygone fusca* Uncommon, Breeding Migrant

Four Jun records this year are late for this migratory species (there were 2 in Apr and none in May). Are these over-wintering birds? (see Taylor & COG 1992, Wilson 1999).

General: 40 records from many parts of the region. First: 1/2 Sep Mulligans Flat GrL11 (WiP1), last: 1/13 Jun Yass to Wee Jasper Rd GrE6 (SuR1).

GBS: Only 1 record: 1/2wk Mar Watson GrL12 (MuT1). 1991-92 was the last year when the number of records was this low. The average for the intervening years has been 10.

WOO: A total of 40 records (of 1 to 3 birds) from GOO, MAJ, MJF, MUF and SYM, with 35 in the months Sep to Dec.

Whitethroated Gerygone *Gerygone olivacea*

Common, Breeding Migrant

General: 89 records, most between Sep and Mar inclusive, then 3 more in Apr and 3 at Campbell Pk GrM13 in Jun, the last, 1/28 Jun (TaN1). Breeding: ny/8 Dec, dy/11, 16 and 23 Dec Mulligans Flat GrL11 (all WyP1 - same event?)

GBS: Only 6 records at 5 sites, all from Sep to Nov. The significant decline reported last year (abundance down by 26%) has been followed this year by a further fall of 38% (to A=0.0028). In 1986-87 it was 0.042 but it has fallen steadily since with only a temporary halt in 1993-95. First: 1/2wk Sep Ainslie GrL13 (LeM1), last: 1/1wk Nov Campbell GrL13 (C1S1),

WOO: 76 records, from all sites. 2 unusually late records on 13 Jun (CAS), 27 Jun (MUF),

Brown Thornbill *Acanthiza pusilla*

Common, Breeding Resident

General: 176 records with the expected pattern of fewer (34) during the four months Sep to Dec, Breeding: cf/24 Oct GrG21 (LiJ1), dy/25 Oct Scrubby Hill, Bywong GrQ11 (JoF1).

GBS: Last year, after a period of steady increase, abundance (A) had risen to its highest level on record, This year the trend was reversed, abundance falling by 31% and returning to the level of 1994-95. Distribution (F) on the other hand remained above 60%.

WOO: A total of just 15 records. Reported from all sites at least once.

Buffrumped Thornbill *Acanthiza reguloides*

Common, Breeding Resident

General: 199 records from all months, peaking May/Jun with 24 and 23 records respectively, Breeding: dy/15 Nov Brandy Flat trail GrI23 (WI), dy/11 Dec Mulligans Flat GrL11 (WyP1). **GBS:** Reported from 9 sites, slightly down. The increase in abundance of 61% in 1997-98 (to A=0.1359), was followed this year by a fall of 69% (to A=0.0427). The seasonal pattern differed from the usual with just 3 records (7 birds) for the 5 months Sep to Jan followed by a peak (14 records) in Feb/Mar, dropping away again to just 1 record each in May and Jun.

WOO: 106 records. Reported from all sites with most records (27) and most birds (68) in Sep/Oct. Fewer records in summer (16) and autumn (17), but increasing again in Jun (27), Breeding activity: nb/27 Jun MUF GrL 11 (LiB 1), dy/24 Jan MJF (BoJ1).

Yellowrumped Thornbill *Acanthiza chrysorrhoa*

Common, Breeding Resident

General: 258 records covering all months, 100 of them in the 3 months Apr to Jun. 2 reports of breeding: nb/28 Aug Belconnen GrJ12 (FyM 1), nb/26 Jun Campbell Pk GrM 13 (WyP 1). **GBS:** The values of abundance (A) and distribution (F) both down, There has been some fluctuation in both values since 1984 and this year they have fallen to or slightly under the lows of 1986-87 and 1991-92. Breeding reported from 12 sites: nb/1wk Aug O'Connor, 2wk Sep, 3wk, 4wk May and 2wk Jun at 2 sites in Curtin, and 3wk Jun Higgins; on/4wk Nov Kambah; first dy/2wk Sep Watson, last dy/2wk Feb Chapman.

WOO: 41 records, half of them in Sep/Oct. Only at MUF were there records from all surveys. 2 breeding records: dy/27 Sep MUF GrL11 (C1M1), on/28 Nov GOO GrM11 (TaN 1).

WBS: 6 records from LBathW GrY8 (all HoT1), Also 4/31 Dec LGeoN GrT8 (FyM1).

Yellow Thornbill *Acanthiza nana*

Uncommon, Breeding Resident

General: 25 records, of 1 to 12 birds, in all months except Sep and Nov.

GBS: 14 records, 10 of them (1 to 3 birds) between 1wk Apr and 4wk Jun from one site in Chapman GrI15 (HAJ1). Also 2/1wk Jul Curtin GrJ14 (AJR1), 2/2wk Aug Weston GrI15 (BoJ1), 1/4wk Jan Cook GrJ13 (TaN1), 1/2wk Mar Weetangera GrJ13 (WoD1).

WOO: 3 records, all from MUF: 27 Sep (BrM2, C1M1), 27 Jun (FeP1).

Striated Thornbill *Acanthiza lineata* Common, Breeding Resident

General: 156 records covering all months and with a peak in May (23). Breeding: nb/8 Sep Gooroo GrM11 (TaN1), nb/18 Dec Mt Clear camp ground GrI27 (FyM1).

GBS: Following increases in both abundance (A) and distribution (F) in 1997-98, both have now returned to more normal levels.

WOO: 48 records with summer counts just slightly down on the other seasons. No records from RED and only 1 from CAS. No breeding reported,

Southern Whiteface *Aphelocephala leucopsis* Uncommon, Breeding Resident

In the 6 years prior to the COG Atlas project the average yearly number of records for the Southern Whiteface was 6. Since the end of the project the average has been 16. It is noteworthy that in the final year of the Atlas (1988-89) alone there were 134 records.

General: 17 records of up to 7 birds covering most months from Sep to Jun. Close to town there were 3 records from Campbell Pk GrM13 and one from The Pinnacle NP Gal 3. Others from near Gundaroo GrN7 and south through to the Bredbo to Jerangle road GrM30.

WOO: Just 1 record: 2/24 Apr MJF GrN13 (BoJ1).

WBS: 5 records this year: 10/20 Dec LBathE GrY8 (LeM1), 2/22 Sep, 2/27 Oct, 4/21 Nov and 3/21 Feb LBathW GrY8 (all HoT1).

MELIPHAGIDAE: honeyeaters, chat**Red Wattlebird** *Anthochaera carunculata* Common, Breeding Resident

General: The most commonly reported honeyeater with 298 non-breeding records throughout the year. 14 breeding records, first: cf/4 Oct upper Queanbeyan R GrQ10 (BrM2), last: dy/1 Mar Commonwealth Pk GrL13 (WyP1) and dy/1 Mar Ballalaba Bridge GrX20 (TaN1).

GBS: Recorded from all 50 sites in all weeks with breeding at 28 sites. Abundance continues to increase and is now at its highest level (A=2.5663). First breeding: nb/2wk Aug Ainslie GrL13 (LeM1), last: dy/4wk Mar Weston GrJ15 (BoJ1).

WOO: 66 records from all sites in all surveys, most in Dec, Mar and Jun. 1 breeding record: dy/11 Mar MAJ GrM12 (OvA1).

Noisy Friarbird *Philemon corniculatus* Common, Breeding Migrant

General: 151 non-breeding records. First: 2/9 Aug O'Connor Ridge GrK13 (McI1), last: 1/29 May Majura-Ainslie GrL13 (WyP1). 28 breeding records. First: ny/25 Oct The Pinnacle GrI13 (GoP2), last: dy/28 Mar near Gunning GrN3 (BoJ1).

GBS: Recorded at 48 of 50 sites with breeding at 14 sites. Abundance (A=1.0019) continues to rise from the low levels of 1993-94, and is now equal to the long-term average. First: 5wk Jul Chapman GrI15 (McA1), last: 3wk Jun Campbell GrL13 (C1S1). First breeding: nb/4wk Nov Stirling GrJ15 (JoD1), last: dy/1wk Mar Chapman GrI15 (HAJ1), Aranda GrJ13 (HaK1).

WOO: 103 records from all sites, none in Jun but evenly spread across other surveys. Nearly half (49) from MUF, just one from SYM, 4 breeding records: on/28 Nov GOO GrM11 (BoJ1), dy/24 Jan MJF GrN13 and GrN12 (both BoJ1), dy/11 Mar MAJ GrM12 (OvA1).

Little Friarbird *Philemon citreogularis* Rare, Migrant

General: 7 non-breeding records from Mulligans Flat GrL11 from Dec to Jan. 4 unconfirmed records from the same location, and 1 from Murrumbateman, all of breeding events.

WOO: 1 unconfirmed record of a single bird in Dec at Mulligans Flat.

Regent Honeyeater *Xanthomyza phrygia*

Rare, Visitor

General: 14 non-breeding records from 6 grid cells. First: 1/17 Aug Belconnen GrJ12 (AvJ1), last: 1/10 Jan Mulligans Flat GrL11 (BoJ1). 8 breeding records: ny/21, 28 Nov, dy/2 Dec all Gounyan Rd GrI5 (SuR1); nb/6 Dec, on/23 Dec both Mulligans Flat GrL11 (BoJ1); nb/6 Dec (BoJ1), on/10 Dec (TaN1), both Gooroo GrM11; dy/6 Jan Nanima TSR GrK7 (ReR1),

WOO: 1 record only: 2/28 Nov GOO GrM11 (BoJ1).

Bell Miner *Manorina melanophrys*

Rare, Vagrant

General: 2 non-breeding records: 2/5 Jul Australian National Gallery gardens GrL14 (McI1); 15/3 May upper Queanbeyan R GrQ21 (BrM2). The birds at the National Gallery were first reported last year (COG 1999). Previous reports from the Queanbeyan R have come from further downstream at Greenleigh Estate Queanbeyan GrN15 (COG 1998).

GBS: 1 unconfirmed record of a single bird in Aranda in Jan,

Noisy Miner *Manorina melanocephala*

Common, Breeding Resident

General: 116 non-breeding records. 7 breeding records between 12 Sep and 11 Dec.

GBS: Recorded regularly throughout the year at 3 sites in Hughes, Cook and Ngunnawal. Abundance (A=0.1851) is now the highest since 1991-92 (0.2017). Breeding records from 1 site in Cook: dy from 4wk Nov to 2wk Dec and from 3wk Jan to 2wk Feb (TaN1).

WOO: 66 records (up to 8 birds) from all sites except CAS and RED,

WBS: 1 record: 5/25 Oct The Morass GrZ8 (DoM1).

Lewin's Honeyeater *Meliphaga lewinii*

Rare, Visitor

General: 1 unconfirmed report from the Snowball area GrW29 in Apr.

Yellowfaced Honeyeater *Lichenostomus chrysops*

Common, Breeding Migrant

General: 283 non-breeding records. Largest: 6500 in 1 hour/11 Apr Angle Crossing Rd GrK20 (TaN1). 5 breeding records (cf, dy) between 6 Dec and 14 Feb.

GBS: Recorded at 43 of 50 sites in all but 3 weeks of the year, however very few records from 1wk Jul to 1wk Sept and from 4wk Oct to 4wk Mar inclusive. The usual major peak in Apr and lesser peak in Sep/Oct. Significant numbers of birds were recorded in Jun at many sites. Abundance (A=2,3887) was up slightly on last year (2.1056), but still a little down on the long term average and well below the highs of the 1980s (A=3 to 4). No breeding records.

WOO: 34 records of up to 15 birds from all sites, most in Sep and Jun. Only 1 record each from GOO and MJF. Largest flock: 15/13 Jun CAS GrJ18 (McJ4).

Whiteeared Honeyeater *Lichenostomus leucotis*

Common, Breeding Resident

General: 148 records from all months, but no urban records from Sep to Apr inclusive. No reports of breeding.

GBS: Recorded at 56% of sites with regular records throughout the year at only one site, a rural property on Sutton Rd GrO12 (ScG1). The only breeding record was also from this site: dy/ 1 wk - 4wk Feb. Records at all other sites were of 1 or 2 birds with a complete absence from beginning of Oct until 2wk Mar. Abundance (A=0.1350) was down slightly from last year (0.1621) but still above the long-term average.

Yellow-tufted Honeyeater *Lichenostomus melanops* Rare, Visitor
General: 28 records, 17 of them from upper Queanbeyan R GrQ21 (BrM2), throughout the year and including the only breeding record dy/4 Feb. 3 urban records 2/19 Jul Mt Ainslie GrL13 (LeM1), 2/8 Aug Kambah GrJ16 (WiB1), 1/14 Aug ANBG GrK13 (WyP1).
GBS: No records this year. In previous years the few records have been from a rural site on Sutton Rd GrO12 and occasionally 1 or 2 urban sites.

Fuscous Honeyeater *Lichenostomus fuscus* Common, Breeding Resident
General: 44 non-breeding records, mostly over the warmer months from mountain areas to the south-east and south-west of Canberra.
GBS: Recorded from 38% of sites. No records from Oct to April, but small flocks recorded regularly in May and Jun. Abundance levels for this species fluctuate greatly. This year A (0.1433) is up from last year (0.0948) and the previous year (0.0188) but still below the long-term average (0.1615). No breeding records,
WOO: 8 records from SYM (10 birds) and CAS (24 birds), all in Jun.

White-plumed Honeyeater *Lichenostomus penicillatus* Common, Breeding Resident
General: 141 non-breeding records from all months in both urban and rural areas, 3 breeding records: nb/4 Oct Bredbo-Jerangle Rd GrM30 (HoJ1), dy/16 Jan Yankee Hat carpark GrH25 (GoJ3), dy/26 Jan Hospital Hut GrH25 (DeD2).
GBS: Recorded from 16 sites, mainly in spring, autumn and winter. Abundance has fluctuated over the years but this year (A=0.0784) is well below the long-term average (0.1754) and, apart from last year (0.1494), the decline in abundance continues. No breeding records.
WOO: 29 records. Regular reports from CAS (13 records), sporadically throughout the year from other sites, but only 1 from MJF and none from RED.
WBS: 1 record: 2/5 Oct LGeoS GrR11 (LeM1),

Brown-headed Honeyeater *Melithreptus brevirostris* Uncommon, Breeding Resident
General: 60 non-breeding records in all months. 8 from urban Nature Parks, the remainder scattered around rural areas. 1 breeding record: dy/28 Feb Mundoonen NR GrJ13 (BoJ1).
GBS: Single records from 2 sites: 12/3wk Aug Chapman GrI15 (HAJ1), 6/2wk May Cook GrJ13 (TaN1). Abundance (A=0.0083) well down on the previous 2 years (0.0181, 0.0181) and the long-term average (0.0314). No breeding records.
WOO: 12 records, total 39 birds, from GOO, MUF and SYM in Sep, Nov, Mar and Jun.
WBS: 1 record: 4/31 Dec LGeoN GrT8 (FyM1)

White-naped Honeyeater *Melithreptus lunatus* Common, Breeding Migrant
General: 135 non-breeding records, but none in July and no urban records from Oct to Feb inclusive. 43 records of over-wintering birds in May/June, including 100/13 Jun Taemas Bridge GrE7 (FyM1). 4 breeding records: dy/31 Jan Lees Ck GrE15 (RoM3), dy/31 Jan Warks Rd/Bendoura Rd GrD16 (ScG1), dy/31 Jan Warks Rd GrE16 (CaS2), dy/15 Mar upper Queanbeyan R GrQ21 (BrM2),
GBS: Recorded from 27 of 50 sites; no breeding. Winter flocks at 3 sites. The spring return migration was mostly between 1wk and 3wk Sept. No records end Oct to early April, then flocks of up to 50 reported through April and May. Abundance (A=0.3994) was slightly up on last year (0.3603), but well down on the long-term average (0.7570).
WOO: 8 records from 5 sites: CAS (2), MAJ (1), MUF (3), RED (1), SYM (1).

Crescent Honeyeater *Phylidonyris pyrrhoptera* Uncommon, Breeding Resident

General: 13 records. None in Nov, Dec or Jan. No breeding records.

GBS: Records from 5 sites; regularly at 2 (in Chapman and Holt) in winter. No records from 2wk Sep to 3wk May. No breeding records. Abundance is highly variable; this year ($A=0.0135$) was similar to last year but below the long-term average (0,0289).

New Holland Honeyeater *Phylidonyris novaehollandiae* Uncommon, Breeding Resident

General: 32 non-breeding records in all months except July. All but 4 records were from Commonwealth Pk GrL13 and ANBG GrK13.

GBS: Regular records from 4 sites in Chapman GrI15, Kambah GrJ16, 116 and Holt GrI12; single records from 4 other sites. No breeding records. Abundance ($A=0.0673$) was lower than last year (0,1029) but above the long-term average (0.0396).

WOO: 1 record: 4/24 Apr MJF GrN13 (Boil).

Eastern Spinebill *Acanthorhynchus tenuirostris* Common, Breeding Resident

General: 100 non-breeding records in all months. 2 breeding records: dy/1 Nov ANBG GrK13 (McI1), dy/15 Dec Cook GrJ13 (FyM1).

GBS: Recorded from 94% of sites. Regular records through the year from 2 sites in O'Connor GrK13 and Aranda GrJ13, otherwise few records between 3wk Oct and 2wk Jan. 1 breeding record: dy/1wk Feb Isaacs GrK16 (MaC2). Abundance ($A=0.5130$) was the lowest for a number of years but still very close to the long term average (0.5329).

WOO: 9 records from GOO (2), MJF (1), MUF (4), and SYM (2).

White-fronted Chat *Epthianura albifrons* Uncommon, Breeding Resident

General: 3 non-breeding records: 3/23 Aug Googong Dam boatramp GrO17 (VeP1); 4/4 Oct, 12/11 Oct both Bredbo-Jerangle Rd GrM30 (HoJ1, Boil).

WBS: 21/12 Jul, 3/26 Sep LBathE GrY8 (both LeM1), 2/19 Dec LBathW GrY8 (HoT1).

PETROICIDAE: Australasian robins**Jacky Winter** *Microeca fascinans* Uncommon, Breeding Resident

General: 18 non-breeding records of, 1 to 4 birds, in all months except Jul and Aug, all in rural areas. 1 breeding record: dy/29 Nov Newline woodland GrM14 (Boil).

GBS: 1/2wk Aug Waramanga GrJ15 (LaD3).

WOO: 1/19 Jun GOO GrM11 (DaG2)

Scarlet Robin *Petroica multicolor* Common, Breeding Resident

General: 122 records spread throughout the year. 4 breeding records: nb/23 Aug Scrubby Hill GrQ11 (JoF1), dy/24 Oct GrG21 (UM, dy/30 Oct Majura Firing Range GrN14 (BoJ1), dy/I 6 Jan Yankee Hat GrH25 (GoJ3).

GBS: Abundance ($A=0.0125$) well down on the last few years (around 0.04) and continuing the decline of the last 10 years. 21 records from only 9 sites compared with 19 sites last year. No records Aug to Jan inclusive,

WOO: A total of 31 records, 21 of them from MUF where they were recorded on each visit, none from CAS.

WBS: 7/12 Jul LGeoS GrR11 (LeM1).

Red-capped Robin *Petroica goodenovii*

Rare, Visitor

General: 1 record: 1/28 Nov Gooroo GrM11 (TaN1).

WOO: Single birds recorded twice at GOO GrM11: 12 Sep (FyM1), 27 Mar (BoJ1).

Flame Robin *Petroica phoenicea*

Common, Breeding Resident

General: 44 records scattered through year. Only large group: 30/4 Apr Boolboolma Crossing GrR25 (HoJ1). Breeding: on/29 Aug Yankee Hat GrH25 (GoJ3), di/9 Sep Gibraltar Rocks GrG18 (BeD1), dy/21 Oct Mt Ainslie GrL13 (LeM1), dy/1 Nov Doctors Flat GrE12 (FeP1).

GBS: 8 records from only 2 sites in Jul, Aug, Apr and Jun.

WBS: 6/19 Jul The Morass GrZ8 (DoM1), 3 records from LGeoS GrR11: 16/12 Jul, 12/28 Aug and 1/5 Oct (LeM1).

Rose Robin *Petroica rosea*

Uncommon, Breeding Migrant

General: 11 records of 1 or 2 birds. 6 rural records between 1 Sep and 23 Feb, 5 urban records in Aug, Apr, Jun. 1 breeding record: on/31 Jan Warks Rd GrE15 (RoM3),

GBS: 33 records from 6 sites. Regularly recorded at 2 sites through winter, other 4 sites had only single records. No records from 1wk Sep to 4wk Mar inclusive.

Pink Robin *Petroica rodinogaster*

Uncommon, Breeding Migrant

Two unconfirmed records, 1 each from Apollo Rd GrH20 and Weetangera GrJ13. Last confirmed record was from ANBG Aug 1997.

Hooded Robin *Melanodryas cucullata*

Uncommon, Breeding Resident

General: 37 widely scattered records throughout the year, including 2 of breeding: dy/10 Dec Gooroo GrM11 (TaN1), dy/28 Mar Mulligans Flat GrL11 (MoM3).

GBS: 2 records in 4wk Feb and 2wk May from the same rural site as last year GrO12 (ScG1), and 3 records from an urban site (Hackett GrL12) in 2wk, 3wk Jul and 4wk Apr (MoT1). WOO: 5 records from 2 sites. 2/12 Sep GOO GrM11 (FyM1), 1/28 Nov, 1/27 Mar, 2/19 Jun GOO GrM11 (all TaN1); 2/24 Apr MJF GrN13 (BoJ1),

Eastern Yellow Robin *Eopsaltria australis*

Common, Breeding Resident

General: 98 records of which only 6 were within Canberra, and 5 of those came from ANBG GrK13. 2 breeding records: cf/1 Nov Hume Sawmill GrC10 (FeP1) and dy/15, 16 Mar upper Queanbeyan R GrQ21 (BrM2).

GBS: 1/5wk Apr Chifley GrJ15 (BBW1).

WOO: 1/24 Jan MJF GrN12 (FeP1).

WBS: 2/5 Oct LGeoS GrR11 (LeM1).

CINCLOSOMATIDAE: whipbird, quail-thrush

Eastern Whipbird *Psophodes olivacea*

Uncommon, Breeding Resident

General: 14 non-breeding records between 5 Oct and 4 Apr, 10 of these (2-4 birds) from upper Queanbeyan R GrQ21 (BrM2). This is one of the few areas outside the wetter parts of Brindabella Ranges that this species has been recorded in the region. Other records are: 4/25 and 2/31 Jan Lees Ck GrE15 (MoM3, RoM3), 2/7 Feb Fishing Gap firetrail, Tidbinbilla NR GrF18 (McJ4) and 1/28 Feb Mt Orroral area GrG22 (LiJ1).

Spotted Quail-thrush *Cinlosoma punctatum* Uncommon, Breeding Resident

General: 12 non-breeding records of 1-2 birds, most from the ranges to the west of Canberra, but also from areas to the north and east of the ACT, e.g. 2/21 Aug Smiths Ck, Googong Dam GrO17 (TaN1), 2/25 Apr Sandhills GrU1 2 (TaN1), 2/20 Jun Dicks Ck area GrM6 (HoB3).

1 breeding record: dy/25 Oct Sentry Box Hill GrF26 (BeA2).

NEOSITTIDAE: Sitella**Varied Sittella** *Daphoenositta chrysoptera* Uncommon, Breeding Resident

General: 42 non-breeding records and 9 breeding records (5 of these from the same site and possibly the same nest): on/25 Oct Newline woodland GrN14 (RoD2); on/7, 21, 28 Nov, 2 Dec, ny/13 Dec Gounyan Rd GrI5 (SuR1); dy/12 Dec Campbell Pk GrM13 (CoE1); on/16 Jan Mulligans Flat NR GrL 11 (BoJ1).

GBS: 1 record only: 4/1wk Aug Cook (TaN1).

WOO: 6 non-breeding records from GOO (1), MAJ (1), MUF (4). 2 breeding records (same nest?) from MUF GrL10: nb/27 Sep, ny/8 Nov (BoJ1).

PACHYCEPHALIDAE: whistlers and allies**Crested Shrike-tit** *Falcunculus frontatus* UnCommon, Breeding Resident

General: 21 records scattered through year, including 1 breeding record: nb/25 Oct Newline woodland GrN14 (RoD2).

WOO: Only one record: 3/10 Mar CAS GrJ18 (McJ4).

Olive Whistler *Pachycephala olivacea* Uncommon, Breeding Resident

General: 5 non-breeding records. 4 from wet forests, including 7/29 Nov Wombat Rd GrD17 (McD 1), and an unusual Canberra summer record, 1/12 Dec Campbell Park GrM 13 (CoE 1).

Golden Whistler *Pachycephala pectoralis* Common, Breeding Resident

General: 74 non-breeding records, mainly rural in summer and urban in winter.

GBS: Abundance (0.1150) showed a big drop from last year (0.1783) and is back to the level of early 1980s. Recorded at 34 of 50 sites (68%) down from 54 of 65 (85%) of last year, Only

2 records from 1 site in period Nov to Feb inclusive.

WOO: Recorded occasionally at all sites except GOO.

Rufous Whistler *Pachycephala rufiventris* Common, Breeding Resident

General: 200 records but with very few winter records (none in Jul or Aug, only 2 in May and 1 in Jun). Only one breeding record: dy/19 Nov Yankee Hat GrH25 (DeD2).

GBS: Abundance (0.0482) similar to last year but recorded from only 40% of sites compared to 50% last year. Few records in Jun, Jul, Aug.

WOO: Recorded from all sites, 53 from MUF and a total of 49 from the other sites. Records from all surveys but only one in Jun.

Grey Shrike-thrush *Colluricincla harmonica* Common, Breeding Resident

General: 219 non-breeding records through the year. 6 breeding records, first: on/5 Oct Mulligans Flat GrL11 (WyP1), last: dy/upper Queanbeyan River GrQ21 (BrM2).

GBS: Abundance (0.0380) half of last year and lowest since mid-1980s, Recorded from 17 sites (34%) with fewer records in summer.

WOO: Total of 38 records from all sites except RED and SYM.

WBS: 1/12 Jul LBathE GrY8 (LeM1).

DICRURIDAE: monarchs, flycatchers, fantails

Black-faced Monarch *Monarcha melanopsis*

Rare, Visitor

Addendum: 1/6 Mar 1998 Pearce GrJ15 (DeJ2).

General: 2 records: 1/5 Oct Tallaganda SF GrU23 (FyM1), 1/7 Nov ANBG GrK13 (OmP1).

Leaden Flycatcher *Myiagra rubecula*

Common, Breeding Migrant

General: 64 non-breeding records. First: 1/29 Sep Campbell Pk GrM13 (WyP1), last: 1/13 Jun Taemas Bridge GrE7 (FyM1), 6 breeding records, first: on/29 Nov Newline woodland GrM14 (BoJ1), last: cf/26 Jan GrM7 (JoM2).

GBS: Recorded from 11 sites. First: 1/1wk Sep Kambah GrJ16 (WiS1), last: 2/3wk Mar O'Connor GrK13 (Ball) and 1/3wk Mar Aranda GrJ13 (GeJ1). Abundance (0.0232) down on last year (0.0456) but similar to previous 2 years.

WOO: Recorded at GOO, MAJ, MJF, MUF. Breeding: cf/6 Dec MUF GrL11 (HaK1).

Satin Flycatcher *Myiagra cyanoleuca*

Common, Breeding Migrant

General: 11 non-breeding records. First: 1/18 Oct Lyons GrJ15 (BeA2), last: 2/28 Feb Orroral Valley GrG22 (LiJ1).

GBS: 1/4wk Sep Curtin GrL12 (AJR1), 1/3wk Jan and 1/5wk Jan Aranda (RoS1).

Restless Flycatcher *Myiagra inquieta*

Uncommon, Breeding Resident

General: 49 records through year. Breeding: dy/16 Jan Mulligans Flat GrL11 (WyP1),

GBS: 7 records of mainly single birds from 3 sites in Farrer (ReD 1), Holt (DaC 1) and Higgins (CoP2). No records from Oct to May inclusive.

WOO: 4 records at 3 sites. 1/27 Mar, 1/19 Jun GOO GrM11 (both TaN1), 1/29 Nov MAJ GrM12 (OvA1), 1/6Dec RED GrK15 (PeH2).

Magpie-lark *Grallina cyanoleuca*

Common, Breeding Resident

General: 262 records through the year, 24 reports of breeding. First: nb/24 Aug ANU GrK13 (TaM 1), last: dy/9 Mar ANU GrK13 (McI1).

GBS: Recorded at all sites with breeding recorded at 19 (38%), Abundance (A=2,3729) up slightly from last year (2.2677). First breeding: nb/4wk Aug Reid GrL13 (CaJ2), last: dy/1wk Mar Pearce GrK15 (KrS1). At least 6 sites recorded double brooding.

WOO: 47 records from all sites, all seasons, though just one from RED (Mar). 1 breeding record: cf/6 Dec MUF GrL11 (HaK1).

WBS: 12 records throughout the year of up to 8 birds, all but 1 from LBath.

Rufous Fantail *Rhipidura rufifrons*

Uncommon, Breeding Migrant

General: 12 records, First: 1/19 Sep Caswell Drive GrK13 (TaN1), last: 1/28 Feb Orroral Valley GrG22 (LiJ 1). 1 breeding record: on/31 Jan Warks Rd GrD 16 (ScG 1).

GBS: 8 records, all of single birds in Oct/Nov and Mar, from 4 sites in Aranda, Curtin, Cook and Campbell (AJR1, GeJ1, TaN1, LJT1).

Grey Fantail *Rhipidura fuliginosa* Common, Breeding Resident

General: 400 records through the year but only 1 in Jul and 11 in Aug, 7 breeding records, first: nb/5 Oct Tallaganda SF GrV23 (FyM1), last: cf/31 Jan Warks Rd GrE15 (RoM3).

GBS: Recorded from 42 sites (84%). Abundance (A=0,3780) returned to more normal levels after last year's high of 0.4817. 1 breeding record: ne/1wk Nov Stirling GrJ15 (JoD1).

WOO: 140 records from all sites. Reported from all surveys although numbers down in Jun when there were no records from GOO or MJF. 1 breeding record: dy/12 Dec CAS (McD1).

WBS: 1/31 Dec LGeoN GrT8 (FyM1).

Willie Wagtail *Rhipidura leucophrys* Common, Breeding Resident

General: 242 records, 5 of breeding, first: on/29 Oct upper Queanbeyan R GrQ21 (BrM2), last: ny/13 Dec Murrumbateman GrI6 (SuR1). Of the 242 records only 2 in Jul and 5 in Aug.

GBS: Recorded from 37 sites (74%). Abundance (0.2096) dropped from 0.2650 of last year and is now approaching lowest ever. Breeding records from 3 sites: on/2wk Sep Page GrJ12 (A1B1), nb/2wk Oct Pearce GrK15 (KrS1), ny/5wk Oct Watson GrL12 (MuT1).

WOO: 29 records from all sites except MAJ, and from all surveys though just 1 in Jun (CAS).

WBS: 8 records scattered through the year.

CAMPEPHAGIDAE: cuckoo-shrikes, cicadabird, trifler**Black-faced Cuckoo-shrike** *Coracina novaehollandiae* Common, Breeding Resident

General: 200 non-breeding records, mostly of 1 or 2 birds but up to 20/4 Apr Booloolma Crossing GrR25 (HoJ1). 6 breeding records, including on/15 Jan Mt Rogers GrJ11 (B1R1).

GBS: All values generally similar to those of previous years. Breeding at 3 sites: dy/3wk Dec Curtin GrJ15 (AvJ1), dy/2wk Feb Chapman GrI15 (HAJ1), dy/4wk Feb Cook GrJ13 (TaN1).

WOO: 72 non-breeding records of 1-3 birds. All sites and all surveys represented, Largest number of records in Dec (27), smallest in Jun (2).

WBS: 1 record: 1/31 Dec LGeoN GrT8 (FyM1).

White-bellied Cuckoo-shrike *Coracina papuensis* Rare, Vagrant

General: 1/17 Jul CSIRO Black Mtn GrK13 (LeM1), and a further unconfirmed record from the same location in Aug.

Cicadabird *Coracina tenuirostris* Uncommon, Migrant

General: 7 records: 2 from Doctors Flat Rd, 1/1 Nov GrC10, 1/1 Nov GrE12 (both FeP1); 1/1 Nov 1kin N of Apollo Rd & Honeysuckle Ck GrH20 (PfD1); 1/25 Nov (MoM3) and 1/31 Jan (RoM3) both Lees Ck area GrE15; 1/31 Jan Warks Rd area GrD16 (ScG1); 1/27 Feb Gibraltar Falls GrG18 (GoP2).

White-winged Trifler *Lalage sueurii* Uncommon, Breeding Migrant

General: 42 records between Sep and Jan, including 13/8 Dec Mulligans Flat GrL11 (WyP1). Breeding: nb/21 Nov 6 km S of Gunning GrN3 (BoJ1), on/12 Dec Campbell Pk GrM13 (CoE1), on/13 Dec Gounyan Rd GrI5 (SuR1), dy/3 Jan Hall Gall (NeG1),

GBS: 1/1wk Dec Chapman GrI15 (McA1), 1/3-5wk Oct and 1wk Dec, 2/3-4wk Nov Curtin GrJ14 (AJR1).

WOO: 28 non-breeding records from surveys in Sep (7), Nov (7) and Dec (12). No records in Jun and none from MJF, RED or SYM.

ORIOLIDAE: oriole

Olive-backed Oriole *Oriolus sagittatus* Uncommon, Breeding Migrant
General: 48 non-breeding records, mainly between Aug and Feb, but also 2/8 May Murrumbidgee R GrF7 (BeC3) and 1/11 May Red Hill GrK14 (HaS4). 7 breeding records, 6 from Mulligans Flat GrL11 (some the same nest) and dy/29 Nov Newline woodland GrM14 (BoJ1).

GBS: Records of 1-2 birds from 23 sites, First: 1/2wk Aug Chapman GrI15 (McA1), last: 1/4wk Apr Watson GrL12 (MuT1). 1 breeding record: nb/4wk Nov, ne/6-10 Dec Curtin GrJ14 (AJR1) (nest abandoned 2wk Dec),

WOO: 37 non-breeding records of 1-3 birds between Sep and Jan, from GOO (1), MAJ (6), ME (3), MUF (26) and RED (1).

ARTAMIDAE: woodswallows, butcherbirds, magpie, currawongs

Masked Woodswallow *Artamus personatus* Rare, Visitor
General: 1 record: 2/24 Oct LGIN peninsula GrJ12 (A1B 1). First record since Nov 1994.

White-browed Woodswallow *Artamus superciliosus* Uncommon, Breeding Migrant
General: 3 records: 1/24 Oct Callum Brae GrL15 (DaG2), 1/5 Mar near YMCA Yacht Club, LBG GrK14 (PrJ2), 3/6 Mar Boboyan Rd GrG25 (PrJ2).
GBS: 40/1wk Nov Cook GrJ13 (TaN1),

Dusky Woodswallow *Artamus cyanopterus* Common, Breeding Migrant
General: 103 non-breeding records between Jul and Jun, but mostly Sep and Apr. 7 breeding records, first nb/5 Sep Majura firing range GrN13 (BoJ1).
GBS: Records from 6 sites. First: 6/2wk Aug Chapman GrI15 (McA1), last: 3/5wk Apr Chapman GrI15 (HAJ1), 2/5wk Apr Cook GrJ13 (TaN1), 20/5wk Apr Curtin GrJ14 (AJR1). Statistical values continue to fluctuate, all except W slightly higher than for 1997-98.

WOO: 11 non-breeding records between Sep and Mar, reported from all sites. 1 breeding record: nb/3 Oct ME GrN13 (BoJ 1).

WBS: 1 record: 4/5 Oct LGeoS GrR11 (LeM1).

Grey Butcherbird *Cracticus torquatus* Uncommon, Breeding Resident
General: 68 non-breeding records. 3 breeding records: dy/15 Nov Muntoonen NR GrJ3 (SuR1), dy/16 Jan Mulligans Flat GrL11 (BoJ1), dy/20 Jan Smokers Gap GrF19 (GoP2),
GBS: 1/3-4wk Apr Campbell GrL14 (RoC1).
WOO: 39 non-breeding records, all from northern sites: GOO (6), MAJ (1), ME (7) and MUF (25), 1 breeding record: dy/8 Nov MUF GrL11 (LiB1).
WBS: 2 records: 1/12 Jul, 1/28 Aug LGeoS GrR11 (LeM1).

Pied Butcherbird *Cracticus nigrogularis* Rare, Visitor
General: 1 record: 1/5 Apr 5 km NW of Hall GrI10 (SuR1).

Australian Magpie *Gymnorhina tibicen* Common, Breeding Resident
 General: 491 non-breeding records covering all months. 27 breeding records, first nb/4 Aug Holt GrI12 (LaJ5).

GBS: All statistical values fairly stable. Group size (G) usually ranges between 1 and 10 birds, but flocks of up to 30 individuals recorded at Aranda GrJ13 (HaK1). Breeding recorded at 29 sites: first nb/2wk Jul Kambah GrJ16 (WiS1), last nb/4wk Aug Reid GrL13 (CaJ2), Kambah Gal 6 (VeP11); first dy/3wk Sep Page GrJ12 (A1B1), last dy/4wk Feb Weston GrJ15 (BoJ1).

WOO: 218 non-breeding records from all sites, only 9 breeding records, all dy.

WBS: 17 non-breeding records from LBath and LGeo.

Pied Currawong *Strepera graculina* Common, Breeding Resident

General: 301 non-breeding records covering all months. 13 breeding records.

GBS: All values similar to those of previous years. Breeding recorded from 30 sites, First nb/5wk Jul Cook GrJ13 (BrM2), last nb/2wk Nov Chapman GrI15 (HAJ1); first dy/4wk Oct Pearce GrK15 (KrS1), last dy/3wk Apr O'Connor GrK13 (Bail),

WOO: 63 non-breeding records from all sites. 3 breeding records, all dy.

Grey Currawong *Strepera versicolor* Common, Breeding Resident

General: 65 non-breeding records of 1-2 birds, but also 5/18 Apr Burra Creek GrM21 (AnI1). 2 breeding records: nb/23 Aug Aranda Bushland NP Gal 3 (FyM1) and dy/18 Dec Mt Clear campground GrI27 (FyM1).

GBS: Recorded from 19 sites, regularly from 2. Breeding: dy/1wk Feb Isaacs GrK16 (MaC2).

WOO: 30 non-breeding records of 1 or rarely 2 birds. None from RED or SYM.

CORVIDAE: ravens

Australian Raven *Corvus coronoides* Common, Breeding Resident

General: 359 non-breeding records, 3 breeding records.

GBS: Statistical values very similar to 1997-98. Breeding recorded from 6 sites.

WOO: 97 non-breeding records covering all sites and all surveys, 1 breeding record: dy/8 Nov MUF GrL11 (TaN1).

WBS: 6 non-breeding records from LBath.

Little Raven *Corvus mellori* Uncommon, Breeding Resident

General: 32 non-breeding records including 100/28 Dec The Pinnacle GrI13 (GoP2).

GBS: Recorded from 6 sites during Oct-Jun.

WOO: Only 2 records: 1/27 Sep MUF GrL11 (LiB1), 1/27 Jun ME GrN13 (BoJ1).

WBS: 16 non-breeding records from LBath, and 1 non-breeding record from LGeo.

CORCORACIDAE: chough

White-winged Chough *Corcorax melanorhamphos* Common, Breeding Resident

General: 91 non-breeding records covering all months. 20 breeding records (9 of these from a nest at Commonwealth Pk GrL13 (WyP1)), first: nb/9 Sep Glenloch area GrJ14 (LeB1).

GBS: Statistics continue to fluctuate, with all values higher than in 1997-98, following a decline in that year. Mostly recorded Jan to Jul. Breeding recorded in Cook GrJ13 (TaN1), WOO: 41 non-breeding records from all sites except RED. 3 breeding records, all from MUF.

PTILONORHYNCHIDAE: bowerbird**Satin Bowerbird** *Ptilonorhynchus violaceus*

Uncommon, Breeding Resident

General: 25 non-breeding records, including 2/5 Dec Googong foreshores GrO 18 (TaN 1) and 16/23 May Sawyers Gully GrD8 (SuR1),**GBS:** Recorded from 8 sites in the Weston Creek and Kambah areas, and from 1 garden in Yarralumla. All statistical values except R and G have fallen slightly from 1997-98.**ALAUDIDAE: larks****Singing Bushlark** *Mirafra javanica*

Rare. Vagrant

WBS: 1/31 Dec LGeoN GrT8 (FyM1).**Skylark** *Alauda arvensis*

Common, Breeding Resident

General: 19 records of mainly 1-2 birds; 8 from Jerrabomberra WL GrL14, others widespread in the region.**GBS:** 34 records from a site in Curtin GrJ14 (AJR1), but none from 4wk Jan to 4wk Mar.**WBS:** 20 records from most months. Largest numbers at LBath GrY8: 116/12 Jul, 50/5 Jun, 59/20 Jun (LeM1, MiP1).**MOTACILLIDAE: Pipit****Richards Pipit** *Anthus novaeseelandiae*

Common, Breeding Resident

General: 48 records in most months but none in July and only 1 in Aug. 2 breeding records: ne/19 Dec Boboyan GrH27 (FyM1), cf/17 Jan Mt Ginnini GrC19 (BoJ1).**GBS:** 24 records from a site in Curtin GrJ14 (AJR1) but none from 2wk Jan to 4wk Mar.**WBS:** 20 records in all months except Apr. Numbers usually up to 15, but also 80/12 Jul LBathE GrY8 (LeM1).**PASSERIDAE: sparrow, grass-finches****House Sparrow** *Passer domesticus*

Common, Breeding Resident

General: Only 49 records. Breeding: nb/20 Dec Tuggeranong Hill GrK 18 (McJ4).**GBS:** Abundance (A=4.8692) well down on 1997-98 (A=6.4388) continuing a long term decline and relegating it from 4th to 6th most abundant Canberra bird. Recorded from 94% of sites, breeding records from 6 sites.**Double-barred Finch** *Taeniopygia bichenovii*

Uncommon, Breeding Resident

General: 26 non-breeding records including 12/4 Jun Mt Taylor GrJ15 (LaD3), 15/4 Feb Farrer Ridge GrK16 (ReG1), 12/3 May Ginninderra Ck area GrI1 (SuR1).**GBS:** Abundance (A=0.0793) down from last year (A=0.1242).**WOO:** 1 record only: 3/19 Sep SYM GrL15 (BoJ1),**Zebra Finch** *Taeniopygia guttata*

Rare, Visitor

No records in 1998-99, Last recorded Jan 1998.

Red-browed Finch *Neochmia temporalis* Common, Breeding Resident

General: 41 non-breeding records, 2 breeding records, both Jerrabomberra WL GrL14: nb/21 Oct (GoP2), di/24 Oct (WyP1).

GBS: Abundance ($A=0.3442$) down from the previous 2 years (0.4673, 0.5285). 1 breeding record: di/5wk Jul Kambah GrJ16 (VeP1).

WOO: 1 record: 2/5 Jun SYM GrL15 (DaG2).

Diamond Firetail *Stagonopleura guttata* Uncommon, Breeding Resident

General: 16 records, Breeding: nb/28 Nov, 10 Dec Gooroo GrM11 (both TaN1), nb/21 Feb Linden Park GrW10 (MoM3).

WBS: 1 record: 2/28 Aug LBath GrZ8 (LeM1).

WOO: 2 records: 1/27 Mar GOO GrM11 (BoJ1), 2/24 Apr MJF GrN13 (BoJ1),

FRINGILLIDAE: finches**European Greenfinch** *Carduelis carduelis* Uncommon, Breeding Resident

General: 8 non-breeding records; 7 of them from Jerrabomberra WL GrL14, and 1/18 Apr Yankee Hat area GrH25 (GoJ3),

GBS: One record: 1/1wk Apr Curtin GrJ14 (AJR1)

European Goldfinch *Carduelis chloris* Common, Breeding Resident

General: 83 records. Breeding: dy/19 Dec Jerrabomberra WL GrL14 (McJ4)

GBS: Abundance ($A=0.2004$) down from last year ($A=0.2682$). Recorded from 34% of sites.

WOO: 2/24 Apr MJF GrN13 (Boll),

WBS: 7 records. Regularly sighted around LBath (GrY8).

DICAEIDAE: Mistletoebird**Mistletoebird** *Dicaeum hirundinaceum* Common, Breeding Resident

General: 58 records. Breeding: on/25 Oct Newline woodland GrN14 (RoD2).

GBS: Recorded from 8 sites.

WOO: 35 records.

HIRUNDINIDAE: swallow, martins**Welcome Swallow** *Hirundo neoxena* Common, Breeding Resident

General: 165 records but only 2 in Jul and 9 in Jun. Breeding: nb/11 Sep Gungahlin Lakes golf course Gr K11 (WyP1).

GBS: Records from 13 sites. Abundance (0.2050) continues to climb slowly (0.1928 last year) but still much lower than 0.5384 of 1993-94. Fewer birds in winter but some always present.

WOO: Only 4 records from 3 sites: 2/3 Oct, 1/24 Apr MJF GrN13, 1/27 Sep MUF GrM10, 2/6 Mar SYM GrK15.

WBS: 6 records of up to 5 birds from Aug to Feb, then 9/23 May The Morass (DoM1).

Tree Martin *Hirundo nigricans*

Common, Breeding Migrant

General: 47 records, with none in Jul and only 1 each in March, Apr, May, Jun. Breeding: ih/11 Nov Jerangle Rd GrM30 (Bon), ih/29 Nov Newline woodland GrM14 (BoJ1).**GBS:** 9 records from 5 sites in Aug, Sep and Jan to Apr inclusive,**WOO:** Recorded from 4 sites: CAS, GOO, MJF and SYM, Only single records in Mar and Jun. 2 breeding records: ih/19 Sep SYM GrL15 (DaG2), ih/3 Oct MJF GrN13 (BoJ1).**WBS:** 10/20 Feb The Morass GrZ8 (DoM1),**Fairy Martin** *Hirundo ariel*

Uncommon, Breeding Migrant

General: 40/15 Sep Symonston GrL15, 2/10 Dec Jerrabomberra Ave GrL15 (both MoM3).**PYCNONOTIDAE: bulbul****Red-whiskered Bulbul** *Pycnonotus jocosus*

Rare, Visitor

General: 1/13 Feb 'Silver Wattle', Lake Rd GrR10 (NiH1),**SYLVIIDAE: old world warblers****Clamorous Reed-Warbler** *Acrocephalus stentoreus*

Common, Breeding Migrant

General: 55 non-breeding records between Aug and Mar, 51 of these from Canberra's urban lakes environs, 4 breeding records from Ginninderra Ck GrI1 1 (SuR1), Gungahlin Lakes golf course GrK11 (WyP1), and Commonwealth Park GrL13 (WyP1),**WOO:** 2 records from MJF GrN12: 1/3 Oct (FeP1), 1/24 Jan (BoJ1).**WBS:** 1/19 Dec LBath GrY8 (HoT1).**Little Grassbird** *Megalurus gramineus*

Uncommon, Breeding Resident

General: 13 non-breeding records, mostly from Canberra's urban lakes but also 1/29 Dec Wet Lagoon NR GrS2 (FyM1), 14/15 Feb near intersection of Gundaroo/Bungendore Rds GrO8 (JoM2), 1/1 Mar Canberra Ave GrL14 (WhJ1). 1 breeding record (the first since 1988): dy/15 Feb near intersection of Gundaroo/Bungendore Rds 008 (JoM2).**Rufous Songlark** *Cincloramphus mathewsi*

Uncommon, Breeding Migrant

General: 33 non-breeding records, mainly from the northern part of the ACT, during Oct-Jan.**WOO:** 9 non-breeding records during Nov-Dec, from CAS (2), GOO (2) and MUF (5).**Brown Songlark** *Cincloramphus cruralis*

Rare, Breeding Migrant

General: 1/13 Sep near 'Bloomfield' GrD6 (BeC3), 1/3 Dec Mt Painter GrJ13 (TaN1).**WBS:** 1/25 Oct (DoM1), 1/20 Dec (LeM1), both LBath GrY8.**Golden-headed Cisticola** *Cisticola exilis*

Uncommon, Breeding Resident

General: 18 records; 11 from Jerrabomberra WL GrL14, also 3/3 May Dunlop water control pond Grill (SuR1), 1/8 May Mt Arawang GrI15 (WiB1), 2/20 May Cooleman Ridge GrI15 (WiB1). Breeding: nb/21 Oct Jerrabomberra WL GrL14 (VeP1),**GBS:** Records of 1 to 2 birds during Dec to Apr at one site in Curtin GrJ14 (AJR1) bordering on open grassland.

ZOSTEROPIDAE: silvereye**Silvereye** *Zosterops lateralis***Common, Breeding Resident****General:** 153 records; no breeding records.

GBS: 5th most abundant bird in 1998-99 (A=4.9791), down from 3rd in 1997-98 (A=6.4582). Recorded from 96% of sites. 5 breeding records.

WOO: Only 8 records from MJF (2), MUF (2) and RED (4) for a total of just 13 birds.

MUSCICAPIDAE: thrushes**Bassian Thrush** *Zoothera lunulata***Uncommon, Breeding Resident****General:** 4 non-breeding records: 2 from ANBG GrK13, 1/7 Feb Fishing Gap trail GrF18 (McJ4), 3/6 Apr Yankee Hat car park area GrH25 (DeD2).GBS: Recorded from one site: 1/2wk, 5wk Jan, 1wk Feb Yarralumla GrK14 (**CCR1**).**Common Blackbird** *Turdus merula***Common, Breeding Resident****General:** 98 records widespread in the region covering all months. Only 1 breeding record.

GBS: Abundance (A=1.6442) down slightly from 1997-98 (A=1.7499). Recorded from 94% of sites. Breeding records from 15 sites.

WOO: 2 records of single birds from MAJ in Sep.

STURNIDAE: starling, myna**Common Starling** *Sturnus vulgaris***Common, Breeding Resident****General:** 285 non-breeding records; 23 breeding records.

GBS: Abundance (A=6.5571) down from 1997-98 (A=7.1770), dropping the Common Starling from Canberra's 2nd to 3rd most abundant garden bird and continuing a decline since 1995-96 (A=9.8804). Recorded from 92% of sites. Breeding records from 10 sites.

WOO: 66 records from all sites and from all surveys. Breeding: ih/19 Sep SYM GrL15 (BoJ1, DaG2), cf/6 Dec MUF GrL11 (HoJ1).

WBS: 13 records. Regularly sighted around LBath (GrY8, **Z8**).**Common Myna** *Acridotheres tristis***Common, Breeding Resident****General:** 87 records. Breeding: nb/10 Oct The Pinnacle GrJ13 (GoP2), on/10 Nov Black Mtn GrK 13 (LeB 1), nb/20 Dec Tuggeranong Hill GrK 18 (McJ4).

GBS: Abundance (A=5.4021) up from 1997-98 (A=4.1941) continuing a long-term increase and making it Canberra's 4th most abundant garden bird. Recorded from 96% of sites. Breeding records from 14 sites.

WOO: 26 records from MAJ (13), RED (9) and SYM (4).

GARDEN BIRDS SURVEY STATISTICS

Values for A, F, W, R and G for 1 July 1998 to 30 June 1999 (Year 18), together with percentage change when compared with the mean of an previous years (Years 1-17).

Species	A	dA%	F%	dF%	W	dW%	R%	dR%	G
Galah	7.1187	15.5	100	0.8	52	0.0	84.23	10.0	8.45
+ Sulphur-crested Cockatoo	6.9100	64.5	100	3.6	52	0.0	85.48	39.1	8.08
Common Starling	6.5571	-45.9	92	-5.8	52	0.0	61.69	-16.6	10.63
+ Common Myna	5.4021	162.7	96	66.8	52	0.3	77.18	123.4	7.00
Silvereye	4.9791	-16.6	96	-0.8	52	0.0	62.62	-8.7	7.95
House Sparrow	4.8692	-35.7	94	-3.3	52	0.0	66.79	-11.7	7.29
Pied Currawong	3.6939	-8.4	98	-0.5	52	0.0	86.18	12.0	4,29
Crimson Rosella	3.5162	27.9	100	1.5	52	0.0	88.78	18.5	3.96
Australian Magpie	3.0390	17.4	98	-1.5	52	0.0	88.73	6.5	3.42
Red Wattlebird	2.5663	41.2	100	3.4	52	0.0	85.20	19.4	3.01
Yellow-faced Honeyeater	2.3887	-9.8	86	-1.2	49	-3.7	21.52	-20.3	11.10
Magpie-lark	2.3729	24.4	98	-0.2	52	0.0	84.00	18.5	2.82
+ Australian King-Parrot	2.1967	86.5	92	33.6	52	1.3	55.43	86.8	3.96
+ Rock Dove	1.6586	47.7	52	0.0	52	0.0	22.26	30.4	7.45
+ Crested Pigeon	1.6507	565.3	94	249.8	52	76.8	59.69	498.3	2.77
Common Blackbird	1.6442	-4.2	94	3.2	52	0.0	78.80	11.9	2.09
Eastern Rosella	1.4740	-0.3	98	1.8	52	0.0	60.90	6.1	2.42
Yellow-rumped Thornbill	1.2644	-17.2	80	-9.0	52	0.0	33.02	-11.0	3.83
Australian Raven	1.1600	31.6	98	6.6	52	0.0	52.83	18.0	2.20
Noisy Friarbird	1.0019	1.5	96	2.8	44	-1.5	43.23	10.8	2.32
+ Gang-gang Cockatoo	0.8377	32.7	76	8.6	52	0.5	26.58	27.9	3.15
Superb Fairy-wren	0.5635	-19.0	74	10.4	52	0.0	20.08	-11.9	2.81
Eastern Spinebill	0.5130	-3.7	94	8.3	52	1.3	32.75	2.7	1.57
- White-naped Honeyeater	0.3994	-47.2	54	-2.7	28	-13.5	5.33	-33.7	7.49
- Black-faced Cuckoo-shrike	0.3919	-33.3	92	-2.1	51	-1.8	27.27	-25.4	1.44
Grey Fantail	0.3780	9.0	84	3.0	52	0.3	23.19	2.8	1.63
Red-browed Finch	0.3442	-0.2	20	-29.0	47	12.4	4.17	-16.0	8.24
Straw-necked Ibis	0.2917	-35.9	22	7.6	27	27.2	2.23	3.7	13.10
- Spotted Pardalote	0.2894	-53.5	84	10.5	52	0.1	18.27	-34.3	1.58
Striated Thornbill	0.2764	19.2	42	15.4	48	-0.5	6.12	-4.0	4.52
- Striated Pardalote	0.2727	-58.3	76	1.8	52	0.0	17.12	-40.6	1.59
+ Australian White Ibis	0.2602	178.7	16	87.9	24	110.3	1.39	134.0	18.70
- Laughing Kookaburra	0.2602	-34.5	66	-12.1	52	0.0	16.37	-25.8	1.59

A (abundance) = mean number of birds/site/week
 F (distribution) = % of sites with record(s)

R (recording rate) = % of observer weeks with record(s)
 G (group size) = mean number of individuals/observation
 see p. 170 for full description of GBS statistics.

Species	A	dA%	F%	dF%	W	dW%	R%	dR%	G
- Red-rumped Parrot	0.2593	-42.2	38	-8.5	49	-5.1	6.08	-38.0	4.27
+ Brown Thornbill	0.2579	30.8	64	73.1	49	-3.0	13.68	34.4	1.88
- Silver Gull	0.2454	-69.0	6	-40.8	6	-70.4	0.28	-72.6	88.17
- Weebill	0.2389	-45.7	46	-2.3	52	0.3	11.64	-30.8	2.05
- Willie Wagtail	0.2096	-34.0	72	-15.3	52	0.0	16.47	-31.8	1.27
Welcome Swallow	0.2050	-11.5	26	-31.2	48	-2.9	5.80	-17.5	3.54
- European Goldfinch	0.2004	-43.2	34	-33.4	40	-21.3	3.94	-62.6	5.08
- White-winged Chough	0.1874	-38.3	22	-13.5	27	-38.5	2.92	-26.8	6.41
Noisy Miner	0.1851	21.4	14	-27.3	52	4.4	5.15	12.3	3.59
+ Australian Wood Duck	0.1772	58.8	36	79.6	46	35.3	5.24	100.8	3.38
+ Satin Bowerbird	0.1568	146.0	18	81.6	48	98.5	5.57	139.7	2.82
Fuscous Honeyeater	0.1433	-11.3	40	9.9	24	-10.7	5.06	-1.0	2.83
White-eared Honeyeater	0.1350	26.2	56	1.3	48	27.9	8.12	-2.7	1.66
- White-throated Needletail	0.1248	-43.5	18	-25.2	5	-57.5	0.51	-56.2	24.45
+ Masked Lapwing	0.1169	31.3	44	23.3	51	10.5	7.61	58.3	1.54
Golden Whistler	0.1150	-17.7	68	19.4	36	-18.8	9.60	-18.6	1.20
+ Yellow-tailed Black-Cockatoo	0.1118	477.7	10	165.8	11	211.7	0.79	358.5	14.18
+ Little Raven	0.1099	74.6	12	58.5	15	80.0	0.88	125.8	12.47
+ White-browed Scrubwren	0.1039	25.6	32	78.1	46	2.6	5.98	25.2	1.74
+ Grey Currawong	0.1006	30.0	38	12.4	51	5.0	8.49	29.9	1.19
+ Pacific Black Duck	0.0918	60.5	6	-22.0	42	88.4	2.23	71.7	4.13
Double-barred Finch	0.0793	-44.8	16	-28.3	38	1.1	2.64	-22.9	3.00
- White-plumed Honeyeater	0.0784	-55.3	32	-31.1	43	-10.5	4.92	-39.1	1.59
+ Skylark	0.0696	117.1	2	2.8	34	141.8	1.58	119.5	4.41
+ New Holland Honeyeater	0.0673	70.0	14	25.5	36	33.3	2.78	67.9	2.42
Olive-backed Oriole	0.0510	-7.7	46	15.6	36	6.1	5.01	-1.6	1.02
- Rufous Whistler	0.0482	-61.2	40	-34.8	39	-20.4	4.27	-58.4	1.13
- Dollarbird	0.0468	-29.4	26	-25.9	19	-18.6	2.41	-40.1	1.94
Dusky Woodswallow	0.0450	0.2	12	-6.3	12	-13.9	0.83	11.7	5.39
- Buff-rumped Thornbill	0.0427	-63.6	18	15.8	25	-38.9	1.48	-51.8	2.88
+ White-faced Heron	0.0385	41.9	16	11.6	44	71.6	3.15	92.0	1.22
- Grey Shrike-thrush	0.0380	-56.3	34	-17.8	39	-20.3	3.39	-56.4	1.12
- White-throated Treecreeper	0.0362	-37.3	16	-14.8	32	-32.5	3.01	-40.3	1.20
Australian Hobby	0.0255	-33.5	36	4.6	30	-20.1	2.41	-23.5	1.06
+ Richard's Pipit	0.0250	38.5	2	-51.4	24	47.3	1.11	35.4	2.25
Common Bronzewing	0.0246	29.8	10	16.1	27	4.6	1.48	19.1	1.66
Mistletoebird	0.0241	14.7	16	24.9	28	11.5	2.37	26.5	1.02

A (abundance) = mean number of birds/site/week
 F (distribution) = % of sites with record(s)
 W (weeks) = number of weeks with record(s)

R (recording rate) = % of observer weeks with record(s)
 G (group size) = mean number of individuals/observation
 see p. 170 for full description of GBS statistics.

Species	A	dA%	F%	dF%	W	dW%	R%	dR%	G
• Rainbow Bee-eater	0.0237	54.9	10	34.7	4	-24.4	0.28	3.8	8.50
- Leaden Flycatcher	0.0232	-28.1	24	16.9	17	-30.4	1.62	-29.6	1.43
+ Collared Sparrowhawk	0.0218	56.2	22	19.9	34	37.0	2.18	67.1	1.00
Little Corella	0.0209	-21.6	14	174.6	10	-24.1	0.51	-32.9	4.09
- Southern Boobook	0.0195	-55.6	42	28.8	23	-42.7	1.95	-52.1	1.00
White-browed Woodswallow	0.0186	50.6	2	54.7	1	-22.7	0.05	-11.6	40.00
+ Rose Robin	0.0162	53.1	12	2.3	22	37.5	1.53	55.8	1.06
- Crescent Honeyeater	0.0135	-53.3	10	-24.8	16	-27.7	1.02	-49.7	1.32
Rainbow Lorikeet	0.0130	1.4	14	147.1	15	5.4	0.74	12.6	1.75
_ Scarlet Robin	0.0125	-77.8	18	-47.9	16	-47.2	0.97	-74.5	1.29
- Tree Martin	0.0125	-59.0	10	46.2	7	-46.2	0.37	-39.4	3.38
Yellow Thornbill	0.0116	-18.7	10	35.1	14	-20.7	0.65	-11.9	1.79
+ Common Koel*	0.0097	952.1	22	843.1	11	405.4	0.97	1002.3	1.00
Sacred Kingfisher	0.0097	-19.3	16	-21.7	16	-1.8	0.88	-21.7	1.11
- Brown Goshawk	0.0088	-33.6	20	-9.9	16	-28.6	0.88	-28.2	1.00
+ Peregrine Falcon	0.0083	92.9	10	23.8	14	48.8	0.70	75.0	1.20
- Brown-headed Honeyeater	0.0083	-73.6	4	-49.0	2	-86.9	0.09	-88.0	9.00
- Nankeen Kestrel	0.0079	-72.1	12	-49.8	14	-57.9	0.70	-71.7	1.13
+ Golden-headed Cisticola	0.0079	251.0	2	76.4	12	213.9	0.56	254.0	1.42
White-headed Pigeon**	0.0074	n/a	2	n/a	11	n/a	0.51	n/a	1.45
- Flame Robin	0.0074	-48.4	4	-54.1	6	-54.7	0.32	-54.1	2.29
- Fan-tailed Cuckoo	0.0070	-47.5	12	-26.8	10	-51.2	0.60	-52.5	1.15
Tawny Frogmouth	0.0070	-42.2	10	164.0	11	-18.7	0.56	-11.7	1.25
+ Australian Owlet-nightjar	0.0070	533.1	2	23.6	14	428.9	0.65	507.0	1.07
Wedge-tailed Eagle	0.0065	-16.5	10	-4.3	10	-8.1	0.46	-13.3	1.40
Brown Falcon	0.0065	-17.7	8	-26.4	13	-12.7	0.65	-4.4	1.00
- Shining Bronze-Cuckoo	0.0065	-28.3	10	-14.1	11	-26.7	0.65	-27.2	1.00
Little Eagle	0.0056	0.3	12	42.6	11	-5.1	0.56	8.9	1.00
- Speckled Warbler	0.0051	-65.1	6	-0.3	6	-66.7	0.28	-64.0	1.83
+ Spotted Turtle-Dove*	0.0046	559.2	8	626.4	8	444.0	0.37	446.2	1.25
- Australian Pelican	0.0042	-80.8	8	-22.9	5	-56.0	0.23	-59.2	1.80
- Pallid Cuckoo	0.0042	-88.5	12	-60.5	9	-59.3	0.42	-87.4	1.00
- White-winged Triller	0.0042	-73.9	4	-58.0	6	-52.1	0.32	-66.3	1.29
- Restless Flycatcher	0.0037	-31.0	6	-24.7	6	-46.0	0.32	-36.4	1.14
Rufous Fantail	0.0037	7.6	8	-9.9	6	-8.1	0.37	14.0	1.00
- White-throated Gerygone	0.0028	-88.2	10	-52.3	5	-79.1	0.28	-87.2	1.00
Hooded Robin	0.0028	-5.1	4	235.5	5	23.2	0.23	38.9	1.20

A (abundance) = mean number of birds/site/week
 F (distribution) = % of sites with record(s)
 W (weeks) = number of weeks with record(s)

R (recording rate) = % of observer weeks with record(s)
 G (group size) = mean number of individuals/observation
 see p. 170 for full description of GBS statistics.

Species	A	dA%	F%	dF%	W	dW%	R%	dR%	G
+ Mallard	0.0019	428.2	2311.8	4	518.2	0.19	480.1	1.00	
Little Black Cormorant	0.0019	-46.6	4185.7	3	-3.8	0.14	3.9	1.33	
- Varied Sittella	0.0019	-96.5	2-82.9	1	-95.2	0.05	-95.3	4.00	
Grey Teal	0.0014	12.7	2278.3	2	70.0	0.09	68.7	1.50	
- Satin Flycatcher	0.0014	-67.0	4-43.5	3	-57.1	0.14	-60.8	1.00	
+ Bassian Thrush	0.0014	111.5	2103.7	3	183.3	0.14	227.3	1.00	
+ White-necked Heron	0.0009	52.9	228.7	2	47.8	0.09	71.9	1.00	
- Black-shouldered Kite	0.0009	-95.3	2-84.7	2	-92.7	0.09	-94.2	1.00	
Wonga Pigeon	0.0009	n/a	2 n/a	2	n/a	0.09	n/a	1.00	
+ Long-billed Corella	0.0009	102.6	2309.4	2	466.7	0.09	581.7	1.00	
Cockatiel	0.0009	-32.7	448.3	2	-29.2	0.09	-15.6	1.00	
Superb Parrot	0.0009	-42.9	4178.6	2	13.3	0.09	39.5	1.00	
- Grey Butcherbird	0.0009	-38.8	2-56.7	2	-42.4	0.09	-36.3	1.00	
- Little Pied Cormorant	0.0005	-67.2	2-2.1	1	-62.2	0.05	-60.3	1.00	
+ Great Egret	0.0005	170.9	2286.0	1	183.3	0.05	266.3	1.00	
+ Black Kite	0.0005	673.1	2753.2	1	466.7	0.05	673.1	1.00	
+ White-bellied Sea-Eagle	0.0005	201.1	2274.1	1	183.3	0.05	201.1	1.00	
+ Rose-ringed Parakeet	0.0005	112.4	2513.5	1	54.6	0.05	112.4	1.00	
+ Channel-billed Cuckoo**	0.0005	2021.1	22110.0	1	1600.0	0.05	2021.1	1.00	
- Western Gerygone	0.0005	-92.5	2-71.9	1	-91.5	0.05	-91.8	1.00	
+ Bell Miner**	0.0005	1184.1	22824.0	1	1600.0	0.05	2468.1	1.00	
- Jacky Winter	0.0005	-66.7	230.7	1	-66.7	0.05	-60.5	1.00	
Pink Robin**	0.0005	-2.3	295.2	1	-10.5	0.05	19.9	1.00	
- Eastern Yellow Robin	0.0005	-93.1	2-34.8	1	-92.6	0.05	-92.2	1.00	
+ European Greenfinch	0.0005	82.9	2354.6	1	183.3	0.05	237.3	1.00	

An indication of whether a species is increasing or declining according to GBS data is provided as a + or - prefix when dA% and dR% are both larger than $\pm 25\%$. In cases where values are very small, this indicator may be misleading or erroneous.

'n/a' in columns listing percentage change indicates that there have been no records of that species over the previous 17 years so no comparisons can be made.

* indicates a species for which there were confirmed and unconfirmed records.

** indicates a species for which there were only unconfirmed record(s).

A (abundance) = mean number of birds/site/week
F (distribution) = % of sites with record(s)

R (recording rate) = % of observer weeks with record(s)
G (group size) = mean number of individuals/observation
see p. 170 for full description of GBS statistics.

DATA, METHODOLOGIES, AND EXPLANATORY NOTES

Sources of data**General records**

All records which were not the product of a specific COG survey are included as 'General' records,

Garden Bird Survey (GBS)

GBS data are derived from standard charts on which participants record observations on a weekly basis at sites throughout suburban Canberra. Observers record the maximum number of each species seen at any one time during a week within a radius of 100 metres of their home or workplace. A detailed description of the Garden Bird Survey has been made by Hermes (1981).

Statistical values for measures of abundance (A), distribution (F), weekly presence (W), recording rate (R), and group size (G), together with the percentage change in these values when compared with the average of the previous 17 years are shown on pp. 166-169. The methods used to calculate these values are described below.

A Measure of abundance,

This is the average number of individuals of a species recorded at a site for each week over the full year. It is obtained by adding all weekly observations of the species and dividing the sum by the total number of weeks in which observations were made. For example, in 1998-99 the total number of weeks during which observations were made was 2156. For that year the total number of Eastern Spinebills recorded was 1106. Therefore the average number of that species seen each week, at each site, over the full year (A) was 0.513.

F Measure of distribution.

This is the number of sites at which a species was recorded at least once during the year expressed as a percentage of the total number of sites. In 1998-99 there were 50 sites and

the White-throated Needletail was recorded at least once at 9 of them. So, for the White-throated Needletail the value of F for the year is 18,0%.

W Measure of weekly presence

The number of weeks in the year for which a species was recorded at any site. In 1998-99 a resident species such as the Crested Pigeon was present throughout the year, so $W=52$; whereas a migrant such as the Dollarbird, was present only for 19 weeks, so $W=19$.

R Measure of the recording rate

This is the number of observer-weeks during which a species was recorded, expressed as a percentage of the total number of observer-weeks for the year. For example, in 1998-99 the Noisy Miner was recorded during 111 of the observer-weeks. Since the total number of observer-weeks for the year was 2156, for the Noisy Miner $R=5.15\%$.

G Measure of group size

Average number of individuals of a species recorded in each observation. For example, in 1998-99 the calculated G value for the Silver Gull was 134.3. This is an indication that the Silver Gull was usually observed in sizeable flocks.

Woodland Survey

Data are collected systematically following protocols which have a sound statistical basis. Nine sub-sites (plots of 50 m radius), in habitat structures of low, medium and high are set up at each site, and surveys are conducted seasonally (four times a year). Each sub-site is surveyed for 10 minutes with all birds seen or heard recorded, and other birds outside the plot in the same habitat also being recorded.

Surveys at Mulligans Flat (24 sub-sites) commenced in 1995, and include sites in Grassy Woodland as well as other habitats.

The Majura Firing Range was added in 1998/99 (10 sub-sites).

Table 2. Woodland survey dates

Site	Spring	Summer	Autumn	Winter
MUF	27/9 8/11	6/12	28/3	27/6
GOO	12/9	28/11	27/3	19/6
MAJ	26/9	29/11	11/3	26/6
MJF	3/10	24/1	24/4	
RED	20/9	6/12	14/3	20/6
SYM	19/9		6/3	5/6
CAS	13/9 9/11	12/12	10/3 24/4	13/6

Water Bird Survey

Data on the number of waterbirds present are collected during monthly surveys of Lake Bathurst (including The Morass) and Lake George. The survey involves visits to three locations at Lake Bathurst and to two locations at Lake George.

In the table of waterbird numbers, the figures which are underlined indicate that the lake was only partly surveyed. The symbol "0" indicates that no surveys were undertaken at any site at the lake for the month.

Surveys of Lake George North were conducted on 5 Oct, 31 Dec and 27 Feb only, while surveys of Lake George South took place on 12 Jul, 28 Aug, 5 Oct and 20 Dec, Surveys of Lake Bathurst and The Morass were conducted on the following dates:

Lake Bathurst East, 12 Jul, 28 Aug, 26 Sep, 12 Dec, 6 Mar, 30 Mar, 5 Jun and 26 Jun; Lake Bathurst West, 19 Jul, 25 Aug, 22 Sep, 27 Oct, 21 Nov, 19 Dec, 23 Jan, 21 Feb, 5 Jun and 26 Jun;

The Morass, 19 Jul, 23, 26 and 28 Aug, 25 Oct, 20 Dec, 23 Jan, 20 Feb, 30 Mar, 18 Apr, 23 May and 20 Jun.

Explanatory notes on the text

The names and sequence of birds in the Systematic List conform to *The Taxonomy*

and Species of Birds of Australia and its Territories (Christidis & Boles 1994).

The status shown for each bird in this report takes account of results of the 1986-89 'Atlas' survey of the ACT (Taylor & COG 1992) and other data currently available.

As applicable, information for each species in the Systematic List is in the sequence: General Records (**General**), Garden Bird Survey (**GBS**), Woodland Survey (**WOO**) and Waterbird Survey (**WBS**). For some species, there may also be a brief general commentary preceding the data summary,

As a general rule records are set out in the following format:

number of individuals/date, place, grid (observer). For example, '4/15 **Jun** ANBG GrK13 (Wij1)', indicates four birds on 15 June at Australian National Botanic Gardens grid cell K 13 and the observer was Jacqui Winter, (A full list of observers and their observer codes is provided on pxxx.) When sufficient data are available, breeding records giving the first and last nest and/or dependent young records are often included. In these cases the breeding code, e.g. 'ne' (nest with eggs) or 'dy' (dependent young), or other abbreviation as appropriate, takes the place of the number of individuals, For breeding records of cuckoos, the host species, if recorded, is shown in brackets immediately following the breeding indicator, e.g. dy(White-plumed Honeyeater)/18 Dec.

The words 'record(s)' and 'observation(s)' are not used to indicate the number of birds involved, Where available and appropriate the number of individuals is included.

Numbers and distribution of birds are sometimes compared with the previous year. Unless indicated otherwise, a statement in this report such as 'overall numbers lower' should be taken to mean lower than in the immediately preceding year,

Because the Garden Bird Survey works on a weekly basis, GBS data have no specific dates, but are of the form '2wk May', '2wk' referring to the second week of the month. The first day of the first week rarely starts on the first day of the month, however. The dates of each GBS week are shown at the top of the GBS chart and are also listed by Taylor (1987).

Abbreviations

The following abbreviations include those used in previous editions of the Annual Bird Report. They have been added to and modified to facilitate their use both in this report and the COG Database.

General

ad adult
 ANBG Australian National Botanic Gardens
 ANU Australian National University
 Av Avenue
 CAS Castle Hill
 CBN Canberra Bird Notes
 Ck creek
 CNP Canberra Nature Park
 CSIRO Commonwealth Scientific and Industrial Research Organisation. The abbreviation is followed by the location, e.g. CSIRO Black Mtn
 esc escapee (status as confirmed by the COG Rarities Panel)
 E East
 f female
 GBS Garden Bird Survey
 GOO Gooroo
 Gr COG grid cell (number)
 Hs/Hstd Homestead
 Hwy Highway
 imm immature
 inc, incl including/inclusive
 juv juvenile
 km kilometre
 LBath Lake Bathurst
 LBathE Lake Bathurst east basin
 LBathW Lake Bathurst west basin
 LBth Lake Bathurst LBG
 Lake Burley Griffin

LGeo Lake George
 LGeoN Lake George northern end
 LGeoS Lake George southern end
 LGIN Lake Ginninderra

LTug Lake Tuggeranong
 m male
 MAJ Mt Majura
 max maximum
 MFS Mulligans Flat Survey
 Misc miscellaneous (records)
 MJF Majura Firing Range
 Mt/Mtn Mount/Mountain

MUF Mulligans Flat
 N North
 NP National Park/Nature Park
 nr near
 NR Nature Reserve
 NZ New Zealand
 Pk Park
 R River
 Ra Range
 Rd/rd Road
 RED Red Hill
 Res Reserve
 S South
 SF State Forest
 SP sewage ponds
 SYM Symonston
 TSR Travelling Stock Reserve
 UNIC University of Canberra, Bruce
 unsp unspecified
 W West
 WBS Waterbird Survey
 WL wetlands
 WOO Woodland Survey
 wk week

Breeding codes

cf carrying food
 co copulation
 di display
 dy dependent young
 ih inspecting hollow
 nb nest building

List of contributors

Code	Name	Code	Name
ACW 1	ANU Club for Women Birdwatching Group	FrI 1	Ian Fraser
AJR1	Julia & Richard Allen	FuC 1	John Fulker
A1B1	Barbara Allan	FyM1	Malcolm Fyfe
A1R1	Richard Allen	GeJ1	Jean Geue
AnB 1	Bernice Anderson	GoJ3	John Goldie
AnF1	Frank Antram	GoP2	Peter & June Gotham
AnI1	Ian Anderson	GoT1	Terry Gourlay
ArM2	Mary Argall	GrB 1	Bill Graham
AsM 1	Margaret Aston	GrT1	Tom Green
AvJ1	John Avery	HAI 1	Andrea & Jack Holland
Bail	Ian Baird	HaK 1	Kay Hahne
BaJ1	Joe Barr	HaS2	Sue Hamonet
BaL1	Lia Battisson	HaS4	Stuart Harris
BBW1	B & Wally Brown	HiM2	Mathew Higgins
BeA2	Alistair Bestow	HoA1	Ann Howarth
BeC 1	Catherine Bennett	HoB 1	Bill Horrigan
BeC3	Chris Bellamy	HoB3	Brian Hooley
BeD1	Darryl Beaumont	HoJ1	Jack Holland
BeR1	Robert Bell	HoT1	Tony Howard
BeR2	Ross Bennett	IrJ1	Janet Irons
BeR3	Rosemary Bell	JoD1	Delia Johnson
B1R1	Rosemary Blemings	JoF1	Fiona Johnson
BoD1	David Bourne	JoM2	Murray Johnson
BoJ1	Jennifer Bounds	KoL1	L Kosseck
BrM1	Mike Braysher	KrS1	Shirley Kral
BrM2	Muriel Brookfield	KuR1	Rick Kuhn
BuM1	Martin Butterfield	LaD 1	David Landon
CaJ2	June Carnahan	LaD3	Doug Laing
CaR1	R Cannon	LaJ5	John Layton
CaS2	Sheila Calvert	LaM1	Matthew Larkin
CCR1	C & R Cannon	LeB1	Brendan Lepschi
C1M1	Mark Clayton	LeM1	Michael Lenz
C1S1	Sylvia Cleland	LiB1	Bruce Lindenmayer
CoA1	Alan Cowan	LiJ1	Joan Lipscombe
CoE 1	Elizabeth Compston	LiJ2	Jim Lindwall
CoP2	P & S Collie	LiM 1	Mark Lintermans
CrI1	Isobel Crawford	LJT1	Joan & Trevor Lipscombe
DaC 1	Chris Davey	LoE1	Eva Longley
DaG2	Geoffrey Dabb	LuM 1	Maria Lukacs
DaT 1	Tony Daukus	MaC2	Carol Macleay
DeD2	Dianne Deans	MaN 1	Nick Mayo
DeJ2	J Dearnaley	MaP4	Peter Marsack
DoM1	Mike Doyle	MaR1	Richard Mason
FeP 1	Paul Fennell	MaS2	Stuart Magee
FoA1	Alan Ford	MaS3	Sue Mathews
		McA 1	Ann McKenzie

Code	Name	Code	Name
McA2	Alison McKenzie	RoM3	Margaret Robertson
McD 1	David McDonald	RoP 1	Peter Roberts
McD2	David McKilligin	RoS 1	Susan Robertson
McI1	Ian McMahan	RuB 1	Bob Rusk
McJ2	Jonette McDonnell	RyR1	Rosemary Ryan
McJ4	Julie McGuinness	ScA1	Anthony Scott
MDN 1	David & Noela McDonald	ScG 1	Gutta Schoepl
MiP 1	Peter Milburn	StG 1	Graham Stephinson
MoM1	Mike Moncur	SuR1	Richard Summerrell
MoM3	Martyn Moffat	TaH1	Hazel Taylor
MoN1	Neil Montgomery	TaJ2	Joan & Vince Taylor
MoT1	Terry Moore	TaM1	McComas Taylor
MuT1	Terry Munro	TaN1	Nicki Taws
NeC1	Carol Newman	TaP1	Paul Taylor
NeG 1	Gail Neumann	TuG1	Graham Turner
NeS 1	Susan Newbery	VeP 1	Philip Veerman
NiH1	Henry Nix	WAH1	Alan & Hazel Wright
OmP 1	Pat O'Malley	WhJ1	Jean Whatman
OvA1	Anthony Overs	WiB1	Brendan Wilson
PaR1	Rob Parnell	WiD1	Denis Wilson
PeH2	Harvey Perkins	WiK2	Kevin Windle
PfD1	David Pfanner	WiM1	Margaret Windle
PrJ2	Joan Price	WiP1	Pauline Wicksteed
ReD1	David Rentz	WiP3	Pat Williams
ReG1	Gillian Redmond	WiS1	Steve Wilson
ReR1	Rainer Rehwinkel	WoD 1	Don Wood
RoB1	Bill Robertson	WrH1	Hazel Wright
RoC 1	Cecily Rowell	WyP 1	Patrick Wyllie
RoD2	David Rosalky		
RoG2	Geoff Robertson		

ACKNOWLEDGMENTS

The first and most heartfelt acknowledgment must go to all contributors of data. Without their endeavours, the ABR could not exist.

Thanks must also go to Paul Fennell, for his work in maintaining the COG database, to Philip Veerman for the GBS database and to Tony Harding and Kay Hahne for data input,

The writing team for the Systematic List comprised Grahame Clark, Chris Davey, Bob Digan, Malcolm Fyfe, Brendan Lepschi, Ian McMahan, Harvey Perkins, David Purchase, Nicki Taws, all of whose efforts are

gratefully acknowledged. Final responsibility for any errors of commission or omission rests however with the editors, Harvey Perkins and Barbara Allan,

The exceptional quality of the maps in this ABR is due to Nicki Taws and the wonders of advanced technology, Rainfall and temperature data were sourced from the Bureau of Meteorology.

The Woodland Survey support from Environment ACT is particularly appreciated, as is the work of all survey organisers and participants,

REFERENCES

Canberra Ornithologists Group (2000), *Birds of Canberra Gardens*. Canberra Ornithologists Group and Urban Services, ACT Government, Canberra.

Christidis, L. and Boles, W.E. (1994), *The taxonomy and species of birds of Australia and its territories*. RAOU monograph 2. RAOU, Melbourne.

Hermes, N. (1981). Garden Bird Chart and Survey. *Canberra Bird Notes* 6: 112-114.

Holland, J. and Veerman, P. (2000). Observations on the spread of the Satin Bowerbird into Canberra suburbs, *Canberra Bird Notes* **25**: 5971-114.

Nix, H. (1999). Red-whiskered Bulbul at Lake George, NSW. *Canberra Bird Notes* 24: 26.

Taylor, I. (1987), Breeding data from suburban gardens, Canberra, 1981 to 1984. *Canberra Bird Notes* 12: 813.

Taylor, I, and Canberra Ornithologists Group (1992). *Birds of the Australian Capital Territory an atlas*, Canberra Ornithologists Group and National Capital Planning Authority, Canberra.

Wilson, S. (1999). *Birds of the ACT - two centuries of change*. Canberra Ornithologists Group, Canberra.

List of ABRs

COG (1990). Annual Bird Report: 1 July 1988 to 30 June 1989, *Canberra Bird Notes* 15: 69-124.

COG (1992). Annual Bird Report: 1 July 1989 to 30 June 1990. *Canberra Bird Notes* 17-71.

COG (1993). Annual Bird Report: 1 July 1990 to 30 June 1991. *Canberra Bird Notes* 53-108.

COG (1996). Annual Bird Report: 1 July 1991 to 30 June 1992, *Canberra Bird Notes* 21: 69-124,

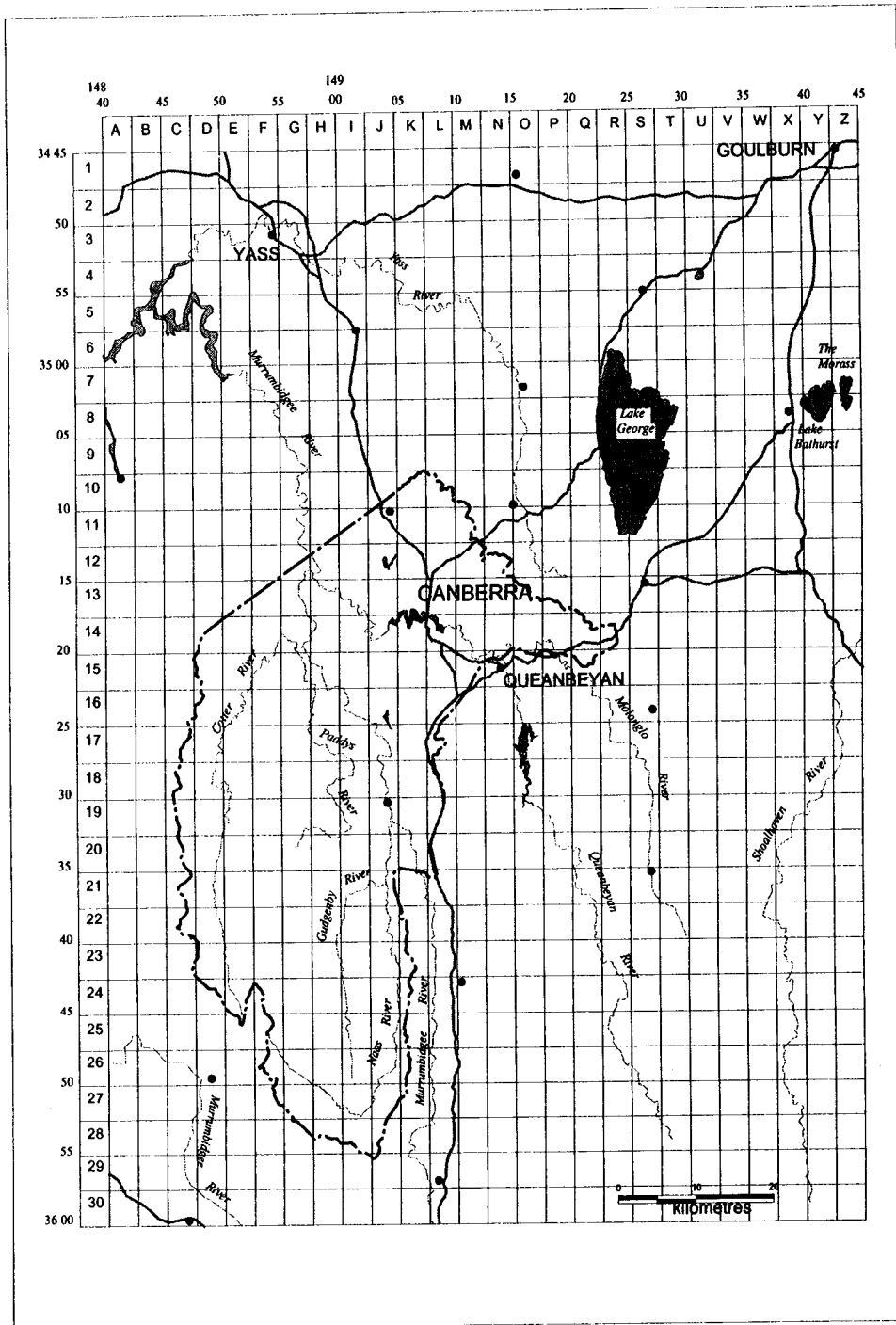
COG (1997). Annual Bird Report: 1 July 1992 to 30 June 1993. *Canberra Bird Notes* 22 (Supplement).

COG (1998). Annual Bird Reports: 1 July 1993 to 30 June 1994 and 1 July 1994 to 30 June 1995. *Canberra Bird Notes* 23 (Supplement).

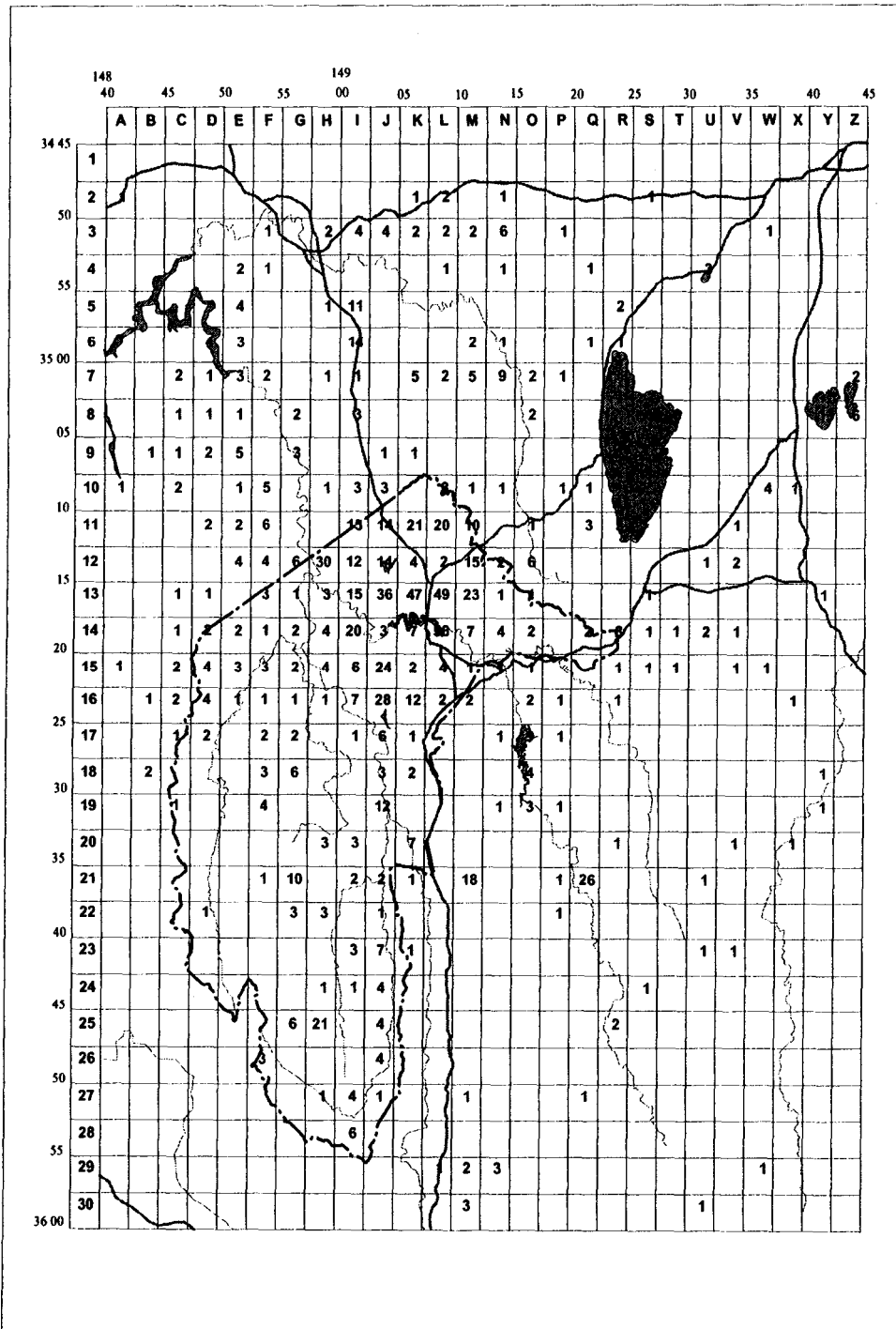
COG (1999). Annual Bird Reports: 1 July 1995 to 30 June 1996 and 1 July 1996 to 30 June 1997, *Canberra Bird Notes* 24: 49-143,

COG (1999). Annual Bird Report: 1 July 1997 to 30 June 1998, *Canberra Bird Notes* 24: 193-248.

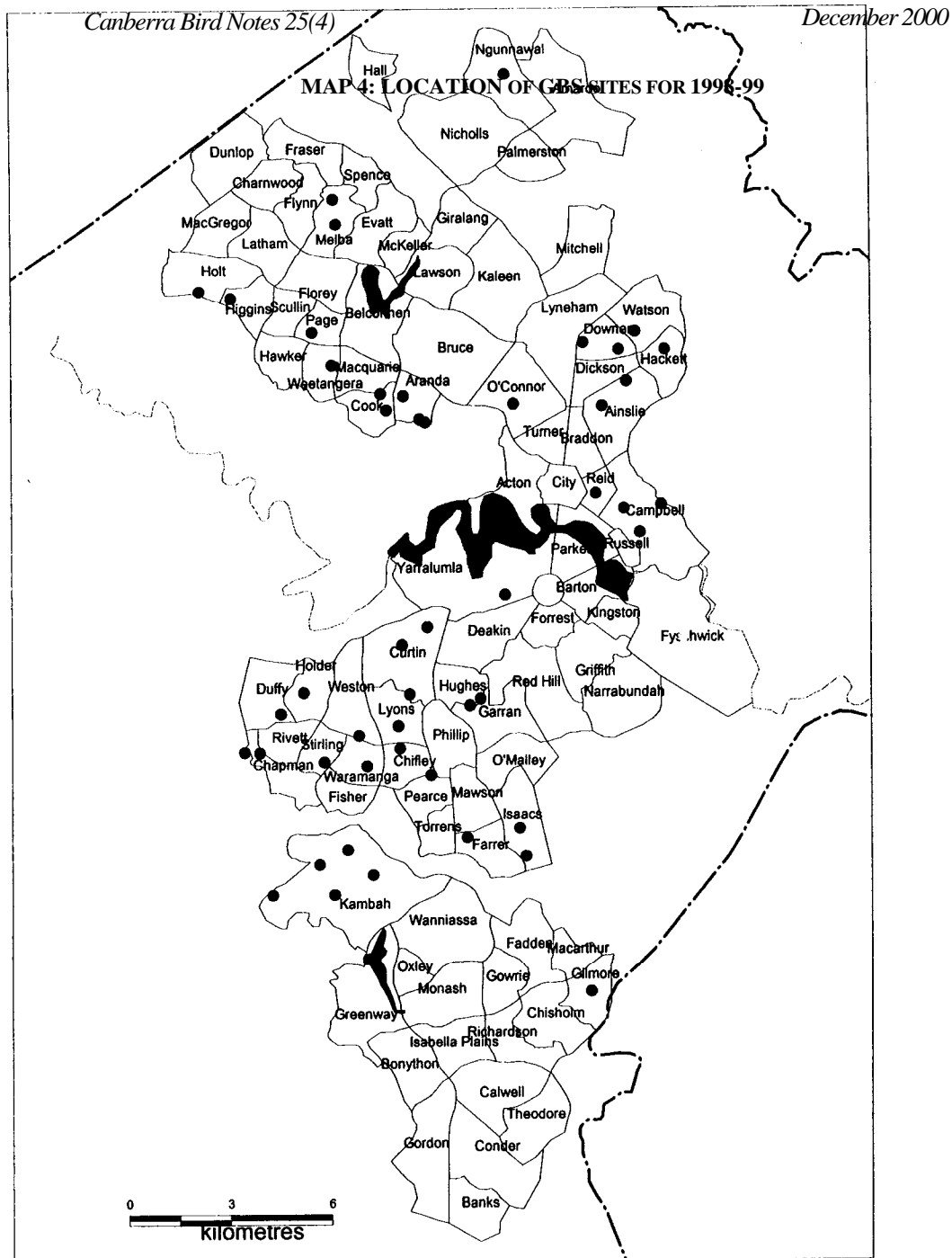
MAP 2: COG DATABASE CELLS



MAP 3: NUMBER OF RECORD SHEETS PER GRID CELL FOR 1998-99



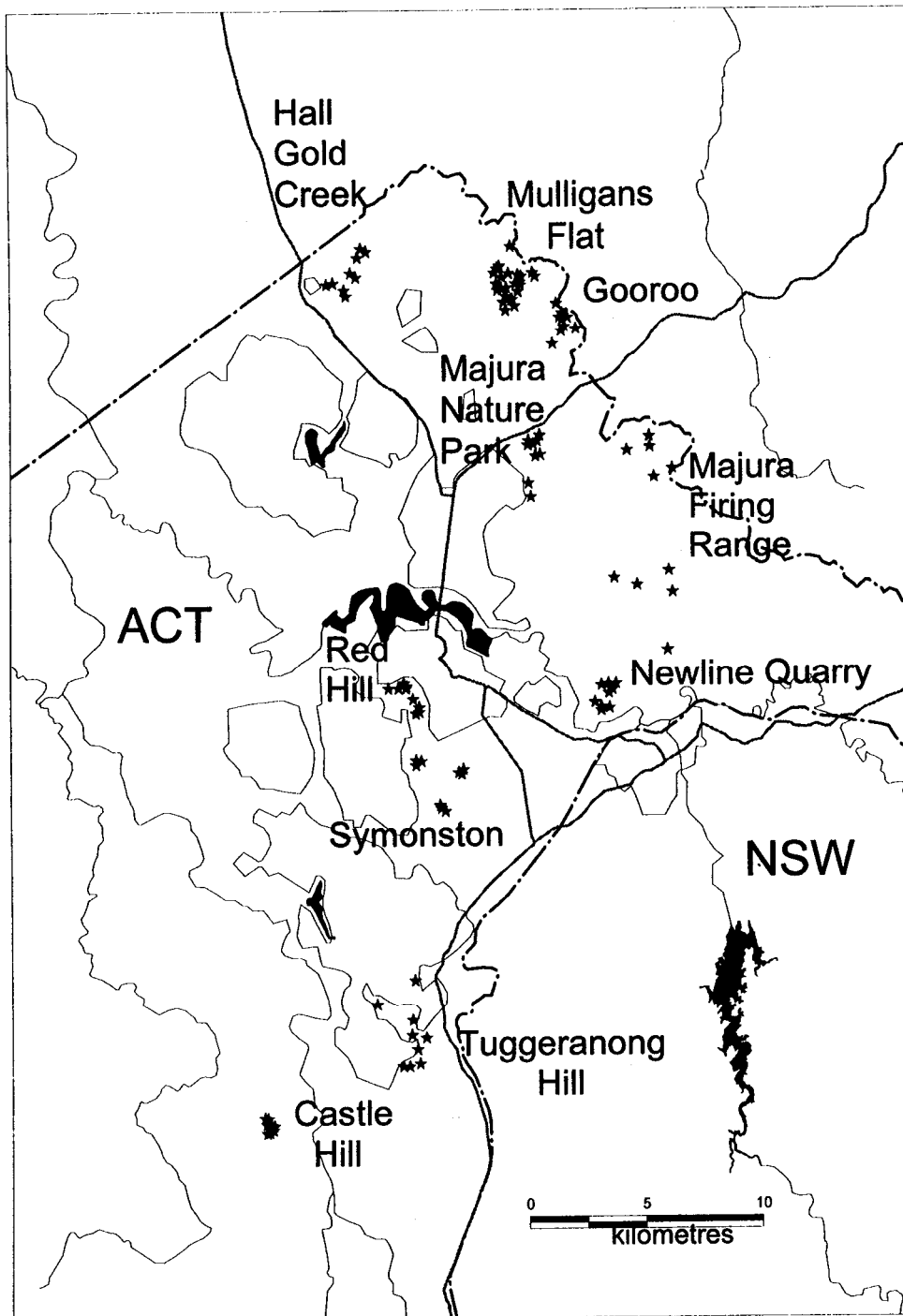
MAP 4: LOCATION OF GBS SITES FOR 1998-99



Note: Two GBS sites are located in Queanbeyan, to the east of this map.

Note: Two GBS sites are located in Queanbeyan, to the east of this map.

MAP 5: LOCATION OF WOODLAND SURVEY SITES FOR 1998.99



APPENDIX 1. COG Unusual Bird List (July 1998)

The list is made up of unusually occurring or 'rare' species for which there have been confirmed sightings in COG's region within the last thirty years. The list does not include species which have been classified purely as escapees, for example, Princess Parrot *Polytelis alexandrae* or Red-capped Parrot *Purpureicephalus spurius*,

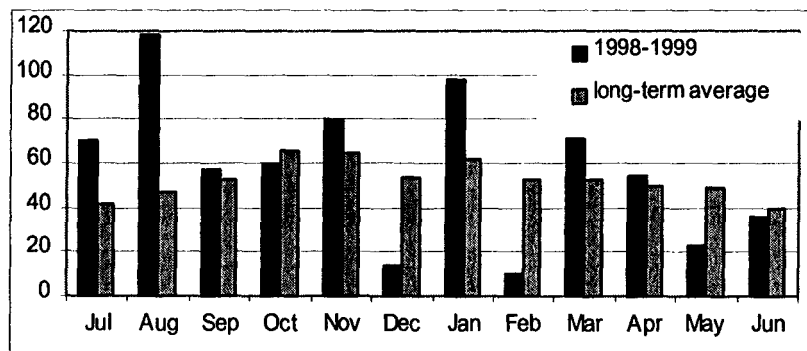
Magpie Goose <i>Anseranas semipalmata</i>	Musk Lorikeet <i>Glossopsitta concinna</i>
Plumed Whistling-Duck <i>Dendrocygna eytoni</i>	Swift Parrot <i>Lathamus discolor</i>
Freckled Duck <i>Stictonetta naevosa</i>	Blue Bonnet <i>Northiella haematogaster</i>
Pied Cormorant <i>Phalacrocorax varius</i>	Blue-winged Parrot <i>Neophema chrysostoma</i>
Intermediate Egret <i>Ardea intermedia</i>	Black-eared Cuckoo <i>Chrysococcyx osculans</i>
Australasian Bittern <i>Botaurus poiciloptilus</i>	Common Koel <i>Eudynamys scolopacea</i>
Black-necked Stork <i>Ephippiorhynchus asiaticus</i>	Channel-billed Cuckoo <i>Scythrops</i>
Osprey <i>Pandion haliaetus</i>	<i>novaehollandiae</i>
Letter-winged Kite <i>Elanus scriptus</i>	Barking Owl <i>Ninox connivens</i>
Square-tailed Kite <i>Lophoictinia isura</i>	Sooty Owl <i>Tyto tenebricosa</i>
Black Kite <i>Milvus migrans</i>	Masked Owl <i>Tyto novaehollandiae</i>
Spotted Harrier <i>Circus assimilis</i>	Grass Owl <i>Tyto capensis</i>
Grey Goshawk <i>Accipiter novaehollandiae</i>	White-throated Nightjar <i>Eurostopodus mystacalis</i>
Grey Falcon <i>Falco hypoleucos</i>	Fork-tailed Swift <i>Apus pacificus</i>
Black Falcon <i>Falco subniger</i>	Azure Kingfisher <i>Alcedo azurea</i>
Brolga <i>Grus rubicunda</i>	Red-backed Kingfisher <i>Todiramphus pyrrhopygia</i>
Lewin's Rail <i>Rallus pectoralis</i>	Variiegated Fairy-wren <i>Malurus lamberti</i>
Spotless Crake <i>Porzana tabuensis</i>	Chestnut-rumped Heathwren <i>Hylacola</i>
Black-tailed Native-hen <i>Gallinula ventralis</i>	<i>pyrrhopygia</i>
Little Button-quail <i>Turnix velox</i>	Brown Gerygone <i>Gerygone mouki</i>
Red-chested Button-quail <i>Turnix pyrrhothorax</i>	Little Wattlebird <i>Anthochaera chrysoptera</i>
Bar-tailed Godwit <i>Limosa lapponica</i>	Spiny-cheeked Honeyeater <i>Acanthagenys</i>
Little Curlew <i>Numenius minutus</i>	<i>rufogularis</i>
Eastern Curlew <i>Numenius madagascariensis</i>	Little Friarbird <i>Philemon citreogularis</i>
Marsh Sandpiper <i>Tringa stagnatilis</i>	Lewin's Honeyeater <i>Meliphaga lewinii</i>
Wood Sandpiper <i>Tringa glareola</i>	Painted Honeyeater <i>Grantiella picta</i>
Common Sandpiper <i>Actitis hypoleucos</i>	Tawny-crowned Honeyeater <i>Phylidonyris</i>
Ruddy Turnstone <i>Arenaria interpres</i>	<i>melanops</i>
Pectoral Sandpiper <i>Calidris melanotos</i>	Black Honeyeater <i>Certhionyx niger</i>
Painted Snipe <i>Rostratula benghalensis</i>	Scarlet Honeyeater <i>Myzomela sanguinolenta</i>
Bush Stone-curlew <i>Burhinus grallarius</i>	Crimson Chat <i>Epthianura tricolor</i>
Grey Plover <i>Pluvialis squatarola</i>	Pink Robin <i>Petroica rodinogaster</i>
Banded Lapwing <i>Vanellus tricolor</i>	Grey-crowned Babbler <i>Pomatostomus temporalis</i>
Gull-billed Tern <i>Sterna nilotica</i>	Black-faced Monarch <i>Monarcha melanopsis</i>
Caspian Tern <i>Sterna caspia</i>	Spangled Drongo <i>Dicrurus bracteatus</i>
White-winged Black Tern <i>Chlidonias leucopterus</i>	White-bellied Cuckoo-shrike <i>Coracina papuensis</i>
Diamond Dove <i>Geopelia cuneata</i>	Pied Butcherbird <i>Cracticus nigrogularis</i>
Bar-shouldered Dove <i>Geopelia humeralis</i>	Singing Bushlark <i>Mirafra javanica</i>
Long-billed Corella <i>Cacatua tenuirostris</i>	

APPENDIX 2. Rainfall and temperature for 1998-99

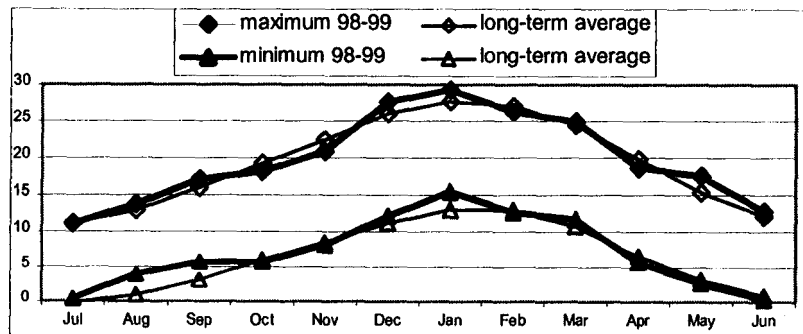
Rainfall and temperature data from the Canberra Airport for the year 1998-99 were obtained from the Canberra Meteorological Office of the Bureau of Meteorology. Monthly rainfall and average monthly maximum and minimum temperatures for the period are plotted in the graphs below together with the long-term averages for comparison.

Total rainfall for the period was 689.4 mm, slightly up on the long-term average of 631.6 mm and well up on the previous very dry 1997-98 year (438.6 mm). Winter was wet with higher than average rainfall in July and August. Despite higher than average figures for January, summer as a whole was dry with very little rainfall in December and February.

Temperatures were largely consistent with long-term averages, but with minima noticeably higher in winter, and both maxima and minima slightly higher in summer.



Monthly rainfall (mm) for 1998-99 and long-term averages.



Monthly average maximum and minimum temperatures (°C) for 1998-99 and long-term averages

Canberra Ornithologists Group

Canberra Ornithologists Group (COG) is committed to meeting the challenge of the study and conservation of native birds. From small beginnings nearly 30 years ago, COG has grown into a large, effective and influential organisation that supports research and puts its case on conservation issues.

COG welcomes anyone with an interests in birds: beginning birdwatchers, amateurs and professionals as well as those with a general interest in nature,

COG's objective is:

- to encourage interest in, and develop knowledge of, the birds of the Canberra region;
- to promote and co-ordinate the study of birds
- to promote the conservation of native birds and their habitat.

COG offers:

- **Monthly meetings** with informative and entertaining expositions by experts, local, national and from overseas. Meetings are friendly and informal, providing excellent opportunities for members to exchange information and seek advice from the expert and the experienced.
- **Field trips** regular outings are held in places of ornithological interest in and around the Canberra region. These are ideal opportunities for beginners to share the bird watching experience and to learn from the more expert in the field. Weekend expeditions to more remote destinations are held at least twice a year.
- **Publications** all COG members receive our journal, Canberra Bird Notes, which contains contributions by COG members on the local scene, Gang-gang, our monthly newsletter, keeps members up to date with meetings, outings and other news.
- **Surveys** COG conducts a wide variety of surveys covering birds of Canberra's gardens, and lakes and bushland in the Canberra region, Surveys not only provide a useful focus for bird watching, but produce important information on which conservation policies can be based. The preservation of Mulligan's Flat nature reserve is a good example of how survey information has influenced government policy,
- **Discounts** by placing bulk pre-publication orders for new bird books, COG is able to buy books at a considerably reduced rate. Savings of 20-30% of normal retail price are passed on to members.

COG sales

- COG's new publication, *Birds of Canberra Gardens*, member's price \$25.00 (rrp \$29.95), postage and packing \$4.50.
- COG Atlas **\$12**
- COG Car Stickers **\$2**
- COG Garden Bird Survey Chart **\$1**
- COG Badges - two colour versions **\$5 each**
- *Birds of the ACT - Two Centuries of Change*, by Steve Wilson **\$25**
- COG Annotated Checklist of the Birds of the ACT **\$1**
- COG Bird Songs of Canberra - audio-cassette **\$8**
- *Field Guide to the Birds of the ACT* - Taylor & Day **\$14**
- COG T shirts, Polo shirts. Various prices.

The above items are available for sale at the COG monthly meeting sales desk or by contacting Carol Macleay on 02 6286 2624.

Canberra Bird Notes is published by the Canberra Ornithologists Group Inc and is edited by Harvey Perkins and Barbara Allan. Major articles of up to 5000 words are welcome on matters of the distribution, identification or behaviour of birds occurring in the Australian Capital Territory and surrounding area. Contributions on these topics should be sent to Harvey Perkins, 42 Summerland Circuit, Kambah ACT 2902, or via email to harvey.perkins@anu.edu.au. Short notes, book reviews and other contributions should be sent to Barbara Allan, 47 Hannaford Street, Page ACT 2614 or via email to allanbm@ozemail.com.au. If you would like to discuss your proposed article in advance, please feel free to contact Harvey on 6231 8209 or Barbara on

Canberra Bird Notes 25 (4) December 2000

Annual Bird Report: 1 July 1998 to 30 June 1999

Introduction and overview	127
Systematic list	
Casuariidae: emu	130
Phasianidae: quail	130
Anatidae: ducks, swan	130
Podicipedidae: grebes	132
Anhingidae: darter	133
Phalacrocoracidae: cormorants	133
Pelecanidae: pelican.....	133
Ardeidae: herons, egrets, bitterns	134
Threskiornithidae: ibises, spoonbills	135
Accipitridae: kites, harriers, eagles etc.....	136
Falconidae: falcons, kestrel	137
Rallidae: crakes, rails, swamphen etc.....	138
Turnicidae: button-quail	139
Scolopacidae: snipe, sandpipers	139
Recurvirostridae: stilts, avocet.....	140
Charadriidae: plovers, dotterels etc.....	140
Laridae: gulls, terns	141
Columbidae: pigeons, doves	141
Cacatuidae: cockatoos.....	143
Psittacidae: lorikeets, parrots	144
Cuculidae: cuckoos, koel	145
Strigidae: hawk owls.....	146
Tytonidae: masked owls	147
Podargidae: frogmouth	147
Aegothelidae: owl nightjar.....	147
Apodidae: swifts	147
Alcedinidae: kingfisher.....	147
Halcyonidae: kookaburra, kingfishers	147
Meropidae: bee-eater	148
Coraciidae: dollarbird.....	148
Menuridae: lyrebird	148
Climacteridae: treecreepers	148
Maluridae: fairy-wrens.....	149
Pardalotidae: pardalotes, thornbills etc ...	149
Meliphagidae: honeyeaters.....	152
Petroicidae: robins.....	155
Cinclosomatidae: whipbird, quail-thrush..	156
Neosittidae: sittella	157
Dicruridae: flycatchers, fantails.....	158
Campephagidae: cuckoo-shrikes	159
Oriolidae: oriole	160
Artamidae: woodswallows, magpie etc ...	160
Corvidae: ravens.....	161
Corcoracidae: chough.....	161
Ptilonorhynchidae: bowerbird.....	162
Alaudidae: larks.....	162
Motacillidae: pipit	162
Passeridae: sparrow, grass-finches	162
Fringillidae: finches.....	163
Dicaeidae: Mistletoebird.....	163
Hirundinidae: swallow, martins	163
Pycnonotidae: bulbul	164
Sylviidae: old-world warblers	164
Zosteropidae: silvereve	165
Muscicapidae: thrushes	165
Sturnidae: starling, myna.....	165
GBS tables	166
Data, methodologies and explanatory notes	170
Abbreviations	172
List of contributors	173
Acknowledgments	174
References	175
Maps.....	176
Appendix 1- COG Unusual Bird List (July 1998).....	181
Appendix 2 - Rainfall and temperature for 1998-99	182