


canberra bird notes

ISSN 0314-8211

Volume 24
Number 4
December 1999



Registered by Australia Post — Publication No. NBH 0255

CANBERRA ORNITHOLOGISTS GROUP INC
PO Box 301 Civic Square ACT 2608

1999 Committee

President	Paul Fennell	6254 1804 (h)
Treasurer	Joan Lipscombe	
Members	Maria Lucacs	
	Alistair Bestow	
	Jenny Bounds	
	Kay Hahne	
	Doug Laing	
	David McDonald	
	Carol Macleay	
	Sue Mathews	
	Harvey Perkins	
	Philip Veerman	

Other COG contacts

Conservation matters	Doug Laing	6287 7700
Database matters	Paul Fennell	6254 1804
Field trips — local	Alistair Bestow	6281 1481
Field trips — other	Jenny Bounds	6288 7802
<i>Gang-gang</i> Editor	Sue Mathews	6259 2816
Garden Bird Survey	Philip Veerman	6231 4041
Hotline	Ian McMahan	6247 5530
Meetings (speakers)	Barbara Allan	6254 6520
Membership inquiries	Noel Luff	6288 3291
Mulligans Flat Survey	Jenny Bounds	6288 7802
Office Manager	Vacant	6247 4996
Rarities Panel	Grahame Clark (Chairman), Barry Baker, Jenny Bounds, Mark Clayton and Dick Schodde; Barbara Allan (Secretary) 6254 6520	
Records Officer	Malcolm Fyfe	6253 0772

ANNUAL BIRD REPORT: 1 JULY 1997 TO 30 JUNE 1998

Canberra Ornithologists Group
PO Box 301, Civic Square, ACT 2608

Introduction

This report summarises all records of species that occurred in the Canberra region, as defined by the Canberra Ornithologists Group (COG), between 1 July 1997 and 30 June 1998. The Canberra region is the description given by COG to its area of interest. The boundaries of the area lie along lines of latitude 34° 45' and 36° 00' S and longitude 148° 40' and 149° 45' E (see Appendix 4, Map 1).

A grid system is used for the collection and recording of information in the COG Database of Bird Observations. To achieve this the Canberra region is divided into 780 grid cells, each of 2.5 minutes of latitude and longitude. Each grid cell is identified by an alpha-numeric code, A to Z across the region from west to east and 1 to 30 from north to south. For example, the township of Gunning is situated in grid cell O1. The location of the grid cells is shown in Appendix 4 (Map 2). The goal for COG will be to systematically survey all 780 grid cells in the region on a continuing basis.

There were 210 species recorded in the region in the twelve-month period to 30 June 1998. This compares with 217 species recorded in the two previous twelve-month periods to 30 June 1996 and to 30 June 1997.

In 1993 COG undertook a review of the status in the Canberra region of a number of species previously classified as Status 3, as defined in *A Field List of the Birds of Canberra and District* (Canberra Ornithologists Group 1985). The outcome was the introduction of the COG 'List of

Unusual Birds', having effect from 1 July 1993 (Anon 1993) (see Appendix 5). Observers who record sightings of species included on the list, or which have not previously been recorded from the Canberra region, are asked to submit an Unusual Record Report to the COG Rarities Panel so that the sightings can be endorsed as COG records.

All records of 'unusual birds' included in this report, have been examined and endorsed by the COG Rarities Panel. A number of reported sightings were not referred to the Rarities Panel by the observers and so, not being endorsed, are not included in this report. They are, nevertheless, retained in the COG database as unconfirmed records.

Highlights

The highlights for the year in the Canberra region included:

- the first reported sighting of a Spotless Crane *Porzana tabuensis* since 1991;
- the first reported sighting for the region of the White-headed Pigeon *Columba leucomela*;
- a record of the Channel-billed Cuckoo *Scythrops novaehollandiae*, the last being in 1996;
- the first reported sighting of a Barking Owl *Ninox connivens* since 1987;
- the first reported breeding of Australian White Ibises *Threskiornis molucca* in the ACT;
- the first reported breeding of Royal Spoonbills *Platalea regia* in the region;

- a further record of the Bell Miner *Manorina melanophrys*, first reported in the region in January 1994.

Rainfall and Temperature

The total rainfall for the twelve months to 30 June 1998 was 439 mm (Figure 1), substantially lower than the previous two years (1995-96. 645 mm. 1996-97. 675

mm), and also well below the long-term yearly average of 630 mm. Only for the months of September, April and June did falls reach or exceed average figures.

The average monthly temperatures were largely above the long-term figures, with the exception of the 1997 winter minimums which were below (Figure 2).

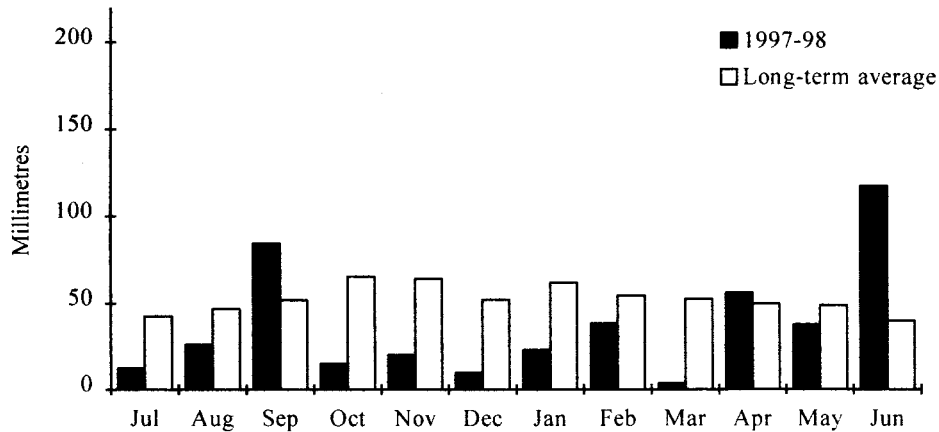


Figure 1. Monthly rainfall figures for 1997-98 and long-term averages.

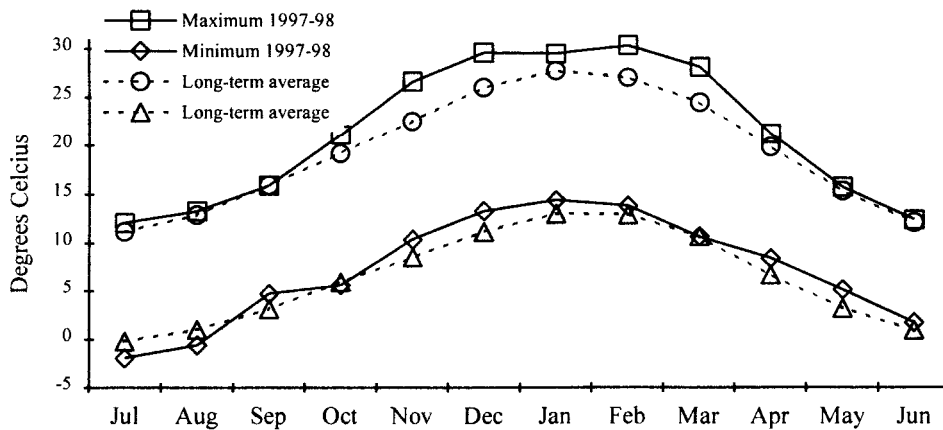


Figure 2. Monthly average maximum and minimum temperatures for 1997-98 and long-term averages.

Sources of Data

Data for this report were obtained from four sources:

a) *Garden Bird Survey*

The Garden Bird Survey (GBS) data are derived from standard charts on which participants record observations on a weekly basis at sites throughout suburban Canberra. Observers record the maximum number of each species seen at any one time during a week within a radius of 100 metres of their home or workplace (3.1 ha). A detailed description of the Garden Bird Survey has been made by Hermes (1981).

Completed charts were received for 52 sites for the year 1997-98 and together they contained records of 130 species (1995-96: 43 charts, 137 species; 1996-97: 43 charts 131 species). This figure does not include records involving 'unusual birds' which have not been endorsed by the Rarities Panel.

Statistical values of abundance (A), distribution (F), presence (W), recording rate (R), and group size (G) together with the percentage change in these values when compared with the average of the previous year are shown in Appendix 3. The methods used to calculate these values are described in Appendix 1.

Graphs beside the text for selected species in the systematic list indicate the average yearly number of individuals recorded in each GBS survey site per observer-week ('A' value) and/or its distribution ('F' value) for the years since 1984-85. Histograms indicate the average number of individuals recorded in each site per observer-week for the year under review. The greatest 'A' value has been used to determine the vertical scale of each graph or histogram. Therefore,

when making comparisons for different species, allowance should be made for differences in this scale.

b) *Mulligans Flat Survey*

In June 1995 COG began collecting data on bird species and abundance in Mulligans Flat Nature Reserve, a largely intact remnant of Yellow Box alliance woodland, situated on the northern outskirts of Canberra.

The survey presents an opportunity to monitor the effect of encroaching urban development on the bird fauna during the next 10 to 15 years. In 1995 the urban area of Gungahlin was approximately 3 kilometres distant, separated from the reserve by grazed paddocks. Eventually housing will reach to the edge of the reserve on all but the northern boundary, the New South Wales border.

Surveys are conducted in September, November, December, March and June, at twenty-four sites within the reserve. The number of birds seen or heard within a radius of fifty metres during a period of fifteen minutes, is recorded.

c) *Waterbird Survey*

Data on the number of waterbirds present are collected during monthly surveys of Lake Bathurst (including The Morass) and Lake George. The survey involves visits to three locations at Lake Bathurst and to two locations at Lake George.

Waterbird surveys are regularly undertaken towards the end of each month. Occasionally circumstances prevent a survey being undertaken within the designated month. If such a situation arises the survey may still be undertaken within the first few days of the following month. For example, some of the January 1998 counts at Lake

Bathurst were actually done on 1 February. For survey purposes data collected in these cases will be regarded as applying to the month in which collection should have occurred and be included in this report accordingly. However, if used for other purposes those data appear in the COG database as February records.

Major road works commenced on the western shore of Lake George during the latter part of 1995. At the same time the level of Lake George steadily fell during the months that followed. As a result surveys were severely interrupted and this year were

only undertaken during the months August, September, November and December 1997. Following the dry period to June 1997, water returned to Lake Bathurst and The Morass and surveys recommenced in July. However, although they continued for most of the year at The Morass, the east and west basins of the main lake again dried up and there were no surveys there for the months February to June 1998.

Details of water levels, together with the number of waterbird species and the number of individuals counted on Lake Bathurst and Lake George are shown in Table 1.

Table 1. Water levels at Lake George and number of waterbird species and individuals recorded at Lake Bathurst (including The Morass) and Lake George. Monitoring of water levels at Lake Bathurst and The Morass ceased in June 1994.

In the table of waterbird numbers, the figures which are underlined indicate that the lake was only partly surveyed. The symbol "0" indicates that no surveys were undertaken at any site at the lake for the month.

Jul	Aug	Sep	Oct	Nov	Dec	Jan	Feb	Mar	Apr	May	Jun	
<i>Water levels (metres):</i>												
LGeo	1.44	1.48	1.46	1.58	1.40	1.31	1.04	0.92	0.75	0.51	0.46	0.38
<i>Number of waterbird species:</i>												
LBth	14	22	22	28	26	25	22	13	0	0	7	7
LGeo	0	21	23	0	12	15	0	0	0	0	0	0
<i>Number of waterbird individuals:</i>												
LBth	2356	4777	11269	16821	18792	18454	3208	2142	0	0	967	424
LGeo	0	2119	3303	0	1695	3791	0	0	0	0	0	0

d) *Miscellaneous Records*

The Miscellaneous category of records includes all observations from the Canberra region that were not collected specifically for one of the COG surveys (i.e. Garden Bird Survey, Mulligans Flat Survey or Waterbird Survey).

In addition to storing the records of specific surveys, the COG Database of Bird

Observations includes numerous records collected by members and other interested enthusiasts.

Miscellaneous records form the bulk of the year's data and so represent an important source for the information COG needs to pursue its objective of promoting the conservation of our native birds and their habitat.

Acknowledgments

Contributors to the preparation of the Highlights and the Systematic List were Grahame Clark, Bob Digan, Malcolm Fyfe, Brendan Lepschi, Ian McMahan, and David Purchase.

Wally Brown, Bill Graham, Kay Hahne, Tony Harding and Nicki Taws loaded data from observer records to disk. Philip Veerman again provided GBS statistical data and other information essential for the preparation of this report.

The map of the Canberra region (Appendix 4, Map 1) and the diagram of the grid system (Appendix 4, Map 2) were provided by Paul Sjoberg.

The table of water levels was produced from data supplied by the Australian Geological Survey Organisation, Canberra. Rainfall and temperature graphs were prepared from data supplied by the Canberra Meteorological Office.

References

- Anon. (1993). COG list of unusual birds — June 1993. *Gang-gang* August 1993: 6-8.
- Canberra Ornithologists Group (1985). *A Field List of the Birds of Canberra and District* (3rd edition). Canberra Ornithologists Group: Canberra.
- Canberra Ornithologists Group (1999). Annual Bird Report: 1 July 1995 to June 1996 and 1 July 1996 to 30 June 1997. *Canberra Bird Notes* 24: 49-143.
- Christidis, L. and Boles, W.E. (1994). *The Taxonomy and Species of Birds of Australia and its Territories*. RAOU Monograph 2. RAOU: Melbourne.
- Hermes, N. (1981). Garden Bird Chart and Survey. *Canberra Bird Notes* 6: 112-114.
- Holland, Jack. (1998). Observations of successive nesting attempts by Crested Pigeons in a Chapman garden. *Canberra Bird Notes* 23: 17-19.
- Holland, Jack. (1999). Observations on the increase in records of the Satin Bowerbird in the Chapman area. *Canberra Bird Notes* 24: 7-17.
- Taylor, I. (1987). Breeding data from suburban gardens, Canberra, 1981 to 1984. *Canberra Bird Notes* 12: 8-13.
- Wilson, Denis. (1998a). A sighting of White-throated Needletails from Reid. *Canberra Bird Notes* 23: 6.
- Wilson, Denis. (1998b). White-throated Needletails at Holder. *Canberra Bird Notes* 23: 6.

Appendix 1. Explanatory Notes, Statistical Methods, Abbreviations, and Observer Codes

a) *Explanatory Notes*

The names and sequence of birds in the Systematic List conform to the RAOU's Monograph 2, *The Taxonomy and Species of Birds of Australia and its Territories* (Christidis and Boles 1994).

The status shown for each bird in this report takes account of results of the 1986-89 'Atlas' survey of the ACT and other data currently available. The status is given in an abbreviated form and consists of two elements, abundance and breeding/presence, the codes for each being separated by a period (e.g. C.BR). The meanings of the abbreviations are shown in section c) of this appendix.

As applicable, information relating to each species is in the sequence: Garden Bird Survey (GBS), Mulligans Flat Survey (MFS), Waterbird Survey (WBS) and miscellaneous records (Misc).

As a general rule records are set out in the following format: number of individuals/date, place, grid (observer). For example, '4/15 Jun ANBG GrK13 (WiJ)', indicates four birds on 15 June at Australian National Botanic Gardens grid cell K13 and the observer was Jacqi Winter. Breeding records are indicated by an 'ne' (nest with eggs) or 'dy' (dependent young), or other abbreviation as appropriate, which take the place of the number of individuals. For breeding records of cuckoos, the host species, if recorded, is shown in brackets immediately following the breeding indicator e.g. dy (White-plumed Honeyeater)/18 Dec.

The words 'record(s)' and 'observation(s)' are not used to indicate the number of birds

involved. Where available and appropriate the number of individuals has been included.

In cases where the observer has been unable to make an accurate count of the birds present the following abundance codes may have been used to indicate estimated numbers: A=1 to 5 birds; B=6 to 20; C=21 to 50; D=51 to 100; E= 100 plus; or simply X= present.

Numbers and distribution of birds are sometimes compared with the previous year. Therefore, unless indicated otherwise, a statement in this report such as 'overall numbers lower' should be taken to mean lower than in the immediately preceding year.

Garden Bird Survey data are often in the form '2wk May', '2wk' referring to the second week of the month. The dates of each week are shown at the top of the survey chart and also listed by Taylor (1987).

When sufficient data are available, breeding records giving the first and last nest and/or dependent young records have been included.

In Table 1 and in the table of waterbird numbers included in the Systematic List, numbers which are underlined indicate that the lake was only partly surveyed. Figures in **bold italics** indicate breeding (including non-flying young present but their numbers not included in totals).

b) *Garden Bird Survey Statistics*

The following variables are summarised in Appendix 3 for all species:

A Measure of abundance. This is the average number of individuals of a species recorded at a site for each week over the full year. It is obtained by adding all weekly observations of a species and dividing the sum by the total number of weeks during which observations were made. For 1997-98 the total number of weeks during which observations were made was 2215. For that year the total number of Eastern Spinebills recorded was 1542. Therefore the average number of that species seen each week, at each site, over the full year (A) was 0.6962.

F Measure of distribution. This is the number of sites at which a species was recorded at least once expressed as a percentage of the total number of sites. In 1997-98 there were 52 sites and the White-throated Needletail was recorded at least once at 13 of them. So, for the White-throated Needletail the value of F for the year is 25.0%.

W Number of weeks in the year for which a species has been recorded at any site. In 1997-98 a resident species such as the Crested Pigeon was present throughout the year, so W=52; whereas a migrant such as the Dollarbird, was present only for 24 weeks, i.e. W=24.

R Measure of the recording rate. This is the number of observer-weeks during which a species was recorded, expressed as a percentage of the total number of observer-weeks for the year. For example, in 1997-98 the Noisy Miner was recorded during only 86 of the weeks during which observations were made. Since the total number of observer weeks for the year was 2215, for the Noisy Miner R=3.9%.

G Average number of individuals of a species recorded in each observation. For example, in 1997-98 the calculated G value for the Silver Gull was 167.0, this is an indication that the Silver Gull was usually observed in sizeable flocks.

In Appendix 3 'N/A' in the columns listing percentage changes in the above values (e.g. dA%), indicates that there were no records for that species in the previous year for comparison.

c) Abbreviations

The following abbreviations include those used in previous editions of the Annual Bird Report. They have been added to and modified to facilitate their use both in this report and the COG Database.

General

- ad** adult
- ANBG** Australian National Botanic Gardens
- ANU** Australian National University
- Av** Avenue
- CBN** Canberra Bird Notes
- cf** carrying food
- Ck** creek
- co** copulation
- CSIRO** Commonwealth Scientific and Industrial Research Organisation. The abbreviation is followed by the location, e.g. CSIRO Black Mtn
- d** display
- dy** dependent young
- esc** escapee (status as confirmed by the COG Rarities Panel)
- E** East
- f** female
- GBS** Garden Bird Survey
- Gr** COG grid cell (number)
- Hs** Homestead
- Hwy** Highway
- ih** inspecting hollow

imm immature
inc including/inclusive
juv juvenile
km kilometre
LBth Lake Bathurst
LBG Lake Burley Griffin
LGeo Lake George
LGIN Lake Ginninderra
LTug Lake Tuggeranong
m male
max maximum
MFS Mulligans Flat Survey
Misc miscellaneous (records)
Mt/Mtn Mount/Mountain
N North
nb nest building
ne nest with eggs
NP National Park/Nature Park
nr near
NR Nature Reserve
ny nest with young
on bird on or observed leaving nest
Pk Park
R River
Ra Range
Rd/rd Road
Res Reserve
S South
SF State Forest
UNIC University of Canberra, Bruce
unsp unspecified
W West
WBS Waterbird Survey
wk week

Status

Abundance

C Common
R Rare
U Uncommon

Breeding/Presence

B Breeding
M Migrant
R Resident
SU Status uncertain

Va Vagrant
Vi Visitor

d) Observer Codes

Observers are identified by codes which have been developed for use in both the Annual Bird Report and the database. These codes are made up of three letters from the names of the persons or organisations concerned, plus one number. The complete code will be used when entering data into the database. In this report the numeral has been dropped except in cases where two observers have the same alpha code.

AJR Allen, Julia & Richard
AIB Allan, Barbara
AIR Allen, Richard
AnF Antram, Frank
AsM Aston, Margaret
AvJ Avery, John
Bal Baird, Ian
BeC Bennett, Catherine
BeR2 Bennett, Ross
BeR3 Bell, Rosemary
BIR Blemings, Rosemary
BoJ Bounds, Jenny
BrM Brookfield, Muriel
BuM Butterfield, Martin
CaJ Carnahan, June
CCR Cannon, C & R
CIG Clark, Grahame
CIN Clark, Nicola
CIS Cleland, Sylvia
CoA Cowan, Alan
CrI Crawford, Isobel
DaB Daly, Barbara
DaC Davey, Chris
DaE Davies, Eric
DaG Dabb, Geoffrey
DoM Doyle, Mike
FoA Ford, Alan
FrI Fraser, Ian
FyM Fyfe, Malcolm
GeJ Geue, Jean
GoJ Goldie, John

GoP	Goddard, Phyl	PaR	Parnell, Rob
GoT	Gourlay, Terry	PeH	Perkins, Harvey
HaG	Hartican, Gwen	PfD	Pfanner, David
HaH	Hahne, Horst	PrJ	Price, Joan
HAI	Holland, Andrea & Jack	PuD	Purchase, David
HaK	Hahne, Kay	ReD	Rentz, David
HoT	Howard, Tony	RoC	Rowell, Cecily
JoD	Johnson, Delia	RoD	Rosalky, David
JoN	Johnson, Nina	RoP	Roberts, Peter
KrS	Kral, Shirley	RuB	Rusk, Bob
KuR	Kuhn, Ric	ScA	Scott, Anthony
LaD	Laing, Doug	ScG	Schoen, Gutta
LaJ	Layton, John	SmR	Smith, Robin
LeM	Lenz, Michael	TaJ	Taylor, Joan and Vince
LiB	Lindenmayer, Bruce	TaM	Taylor, McComas
LiM	Lintermans, Mark	TaN	Taws, Nicki
LoE	Longley, Eva	TaP	Taylor, Paul
LuM	Lukacs, Maria	VeP	Veerman, Philip
MaR	Mason, Richard	WAH	Wright, Alan and Hazel
McD	McDonald, David	WhR	Whitty, Rod
Mel	McMahon, Ian	WiA	Wilson, Anne-Marie
MoM1	Moncur, Mike	WiB	Wilson, Brendan
MoM3	Moffat, Martyn	WiD	Wilson, Denis
MoN	Montgomery, Neil	WiP	Wicksteed, Pauline
MuT	Munro, Terry	WiS	Wilson, Steve
NeC	Newman, Carol	WoD	Wood, Don
NeS	Newbery, Susan	WrH	Wright, Hazel
NIJ	Nicholls, James	WyP	Wyllie, Patrick
OvA	Overs, Anthony		

Appendix 2. Systematic List 1 July 1997 to 30 June 1998**EMU****Emu** *Dromaius novaehollandiae***U.BR**

Misc: 5/10 Jun Tidbinbilla Rd nr junction with Corin Rd GrH17 (WiB). 2 breeding records, each observation involving 1 adult with 8 young — dy/31 Aug Birrigai camp GrG 17 and dy/6 Oct Birrigai Trail GrG17 (both McD).

QUAILS**Stubble Quail** *Coturnix pectoralis***U.BR**

GBS: 1/3wk Jan Sutton Rd GrO12 (ScG).

WBS: 6 records, all from LBth; largest 8/2 Aug, 8/1 Feb LBth E basin GrY8 (both LeM). **Misc:** 1/9 Nov E part Mulligans Flat NR GrM10 (TaN), 2/15 Jan Currango (Port Phillip Fire Trail) Kosciuszko NP GrA24 (FyM).

Brown Quail *Coturnix ypsilophora***R.BVi**

Misc: 5 records — 16/21 Jul LGin GrJ12 (LaJ), 2/30 Jul UNIC GrJ12 (CIN), 3/1 Mar LGin GrJ12 (McI), 9/5 Apr Tin Hut dam Googong GrO19 (SmR), 4/14 Jun Jerrabomberra Wetlands NP GrL14 (McI).

SWANS AND DUCKS**Plumed Whistling-Duck** *Dendrocygna eytoni***R.Va**

Misc: 1/9 Mar Kingston foreshore GrL14 (WiD), 1/21 Mar Jerrabomberra Ck GrL14 (McD). There were other unconfirmed reports of a single bird from this area and also one from Commonwealth Pk.

Blue-billed Duck *Oxyura australis***R.BVi**

WBS: 1/29 Aug and 1/24 Nov LBth E basin GrY8 (both LeM).

Misc: 8 records of 1 to 3 birds, between 14 Oct and 15 Feb. All from Jerrabomberra Wetlands NP GrL14.

Musk Duck *Biziura lobata***U.BR**

WBS: 1/29 Aug LBth E basin GrY8, 1/29 Aug and 1/22 Sep The Morass GrZ8 (all LeM).

Misc: 7 records including — 1/10 Jan Mulligans Flat GrL11 (ND) and 6/5 Apr Tin Hut dam Googong GrO19 (SmR).

Freckled Duck *Stictonetta naevosa***U.Vi**

WBS: 2/23 Nov The Morass GrZ8 (DoM), 2/28 Dec LGeoS Gr R11 (LeM).

Misc: 1/4 Dec and 2/14 Jun Jerrabomberra Wetlands NP GrL14 (MoN), 1/20 Jun Jerrabomberra Ck GrL14 (RuB).

Black Swan *Cygnus atratus*

C.BR

WBS: LBth — numbers again low at both lakes. Nests at LBth Oct to Dec:

	Jul	Aug	Sep	Oct	Nov	Dec	Jan	Feb	Mar	Apr	May	Jun
LBth 963		814	2880	4475	3549	3686	1417	1500	0	0	530	17
LGeo 0		31	256	0	138	127	0	0	00			00

Misc: 22 records including 6 of dy from Jerrabomberra Wetlands NP and LBG. Also — on/19 Jun Jerrabomberra Wetlands NP GrL14 (PeH).

Australian Shelduck *Tadorna tadornoides*

C.BR

MFS: 10/9 Nov Site 68 (NeC) and 7/9 Nov Site 14 (LiB).

WBS: LBth — Usual pattern of larger numbers Nov to Jan, however, overall numbers well down this year:

	Jul	Aug	Sep	Oct	Nov	Dec	Jan	Feb	Mar	Apr	May	Jun
LBth	4	58	39	233	1142	218	105	0	0	0	52	0
LGeo	0	34	44	0	<u>440</u>	1232	0	0	0	0	0	0

Misc: 9 records from Jerrabomberra Wetlands NP GrL14, Mulligans Flat GrL11 and Tin Hut dam Googong GrO1 9.

Australian Wood Duck *Chenonetta jubata*

C.BR

GBS: Records from 13 sites, covering all months. Abundance up principally as a consequence of some large counts at a site in Curtin GrJ14. 3 reports of breeding from Sutton Rd GrO12, Yarralumla GrK14 and Deakin GrK14.

MFS: 13 records — Sep (2), Nov (3), Dec (3) and Jun (5). Breeding — ih/28 Sep (BoJ) and dy/14 Dec (NeC).

WBS: LBth — numbers during the summer months larger than usual. Otherwise numbers at both sites at the low levels customary for this species:

	Jul	Aug	Sep	Oct	Nov	Dec	Jan	Feb	Mar	Apr	May	Jun
LBth	13	7	6	3	45	290	315	236	0	0	0	0
LGeo	0	8	2	0	0	0	0	0	0	0	0	0

Misc: 60 records including — dy/8 Sep ANU campus GrK13, dy/21 Oct ANBG GrK13 and dy/20 Oct O'Malley woodland GrK15.

Mallard *Anas platyrhynchos*

U.BR

GBS: As last year, 4 records from one site in Curtin GrJ14 (AJR).

Misc: 1/14 Oct Jerrabomberra Wetlands NP GrL14 (WiS).

Pacific Black Duck *Anas superciliosa*

C.BR

GBS: Records from 4 sites in all months. Breeding — dy/1wk Jan Curtin GrJ14 (AJR).

MFS: Records of 2,3 or 4 birds from 7 sites. 1 record each in Sep, Nov and Dec and 4 in Jun.

WBS: Apart from the unusually high Aug count at LGeo, the small numbers of the past two years were again evident at both lakes:

	Jul	Aug	Sep	Oct	Nov	Dec	Jan	Feb	Mar	Apr	May	Jun
LBth	26	9	21	21	39	38	60	24	0	0	0	0
LGeo	0	148	16	0	2	7	0	0	0	0	0	0

Misc: 61 records covering all months. Breeding reported — ne/Rani Rd, Black Mtn GrKI3 (TaN), dy/20 Oct O'Malley woodland GrK15 (MoM3), dy/10 Jan Commonwealth Pk GrL14 (McI).

Australasian Shoveler *Anas rhynchos*

C.BVi

MFS: 4/29 Mar Site 14 GrL11 (LiB).

WBS: A slight increase in numbers over 1996-97 but still well down on earlier years:

	Jul	Aug	Sep	Oct	Nov	Dec	Jan	Feb	Mar	Apr	May	Jun
LBth	3	263	1065	1403	1277	<u>1525</u>	27	5	0	0	45	26
LGeo	0	428	620			20	150	60	00			0 (5)

Misc: 10 records, 8 from Jerrabomberra Wetlands NP GrL14 (up to 20 birds) and one each from Mulligans Flat GrL1 I and The Morass GrZ8.

Grey Teal *Anas gracilis*

C.BR

GBS: 8 records from one site in Curtin GrJ14.

MFS: 5 records of from 4 to 12 birds.

WBS: Numbers back up in spring and summer, almost to the high levels of 1994-95:

	Jul	Aug	Sep	Oct	Nov	Dec	Jan	Feb	Mar	Apr	May	Jun
LBth	<u>462</u>	1109	2562	2730	4020	<u>5710</u>	495	<u>224</u>	0	0	<u>130</u>	94
LGeo	0	1165	2123		0	840	1850	0	0	00		0 15

Misc: 19 records including — dy/13 Dec Murrumbidgee golf course GrI16 (WrH).

Chestnut Teal *Anas castanea*

C.BR

WBS: LBth — numbers consistent with those recorded in recent years. LGeo — numbers at an all time low:

	Jul	Aug	Sep	Oct	Nov	Dec	Jan	Feb	Mar	Apr	May	Jun
LBth	4	73	69	210	232	<u>195</u>	11	0	0	0	0	0
LGeo	0	2	60	0	0	0	0	0	0	0	0	0

Misc: 9 records of up to 20 birds, all from Jerrabomberra Wetlands NP GrL14.

Pink-eared Duck *Malacorhynchus membranaceus* C.Vi

WBS: Although marginally higher than last year's figures numbers at both lakes remain low:

	Jul	Aug	Sep	Oct	Nov	Dec	Jan	Feb	Mar	Apr	May	Jun
LBth	0	27	6	8		158 425	2	2	0	0	0	0
LGeo	0 241			00		5 4 0 0	0 0		00			d O

Misc: 54/24 Nov The Morass GrZ8 (LeM), 2/18 Dec and 4/3 Jan Jerrabomberra Wetlands NP GrL14 (WrH, KrS).

Hardhead *Aythya australis* U.BVi

MFS: 2 records from Site 14 GrL11 — 4/9 Nov (LiB) and 1/14 Dec (NeC).

WBS: LBth — not up to the overall month by month numbers of the past. However, the Oct figure this year is the highest single monthly total on record. Again no records from LGeo:

	Jul	Aug	Sep	Oct	Nov	Dec	Jan	Feb	Mar	Apr	May	Jun
LBth	0		3 273	608	527	58		0 0		0	0	0

Misc: 13 non-breeding records, including 56/21 Dec and 60/11 Jun both Fyshwick sewage ponds GrL14 (BuM, JoD).

GREBES

Australasian Grebe *Tachybaptus novaehollandiae* C.BR

MFS: 13 non-breeding records from 6 sites; largest 10/14 Dec Site 68 GrL11 (WiP), 8/29 Mar and 7/28 Jun Site 14 GrL11 (LiB), all others <5. 1 breeding record — on/14 Dec Site 2 GrL10 (TaN).

WBS: Following last year's increase there was only one record this year — 2/5 Oct LGeoS GrR11 (LeM).

Misc: Number of records reported continues to fall; 25 non-breeding records from 13 grid cells in all months except Jul; largest 100/18 Apr Jerrabomberra Wetlands NP and sewage ponds GrL14 (McI), all others <21. 2 breeding records — dy/13 Dec, on/16 Dec Murrumbidgee Country Club golf course GrI16 (WrH).

Hoary-headed Grebe *Poliiocephalus poliocephalus*

C.BR

MFS: 1/9 Nov Site 14 GrL11 (LiB).

WBS: LBth — numbers up on last year's low figures. LGeo — as in the previous year, numbers remain the lowest since the lake again filled in 1989:

	Jul	Aug	Sep	Oct	Nov	Dec	Jan	Feb	Mar	Apr	May	Jun
LBth	3		258 384	543 1804	<u>1020</u>	57	9	0	0	0	0	0
LGeo QS			0 3 7 0	5		6 0 0		00				d O

Misc: 13 records from 7 grid cells; largest 110/6 Jan Kellys Swamp and Fyshwick sewage ponds GrL14 (WiS), all others <51.

DARTER, CORMORANTS AND PELICAN

Darter *Anhinga melanogaster* U.BR
 MFS: 1/28 Sep Site 64 GrL11 (LiB).

Misc: 8 non-breeding records from 2 cells — 2/21 Jul LGin GrJ12 (Lai), 1/8 Dec Molonglo R below Duntroon GrL14 (WiD), 1/21 Dec, A/3 Jan, 1/25 Jan, 5/30 Jan, 9/18 Feb, 2/22 Mar, 1/14 Jun, Jerrabomberra Wetlands NP GrL14 (BuM, GoP, KrS, LuM, McI). 1 breeding record — ny/17 Jan Molonglo Reach GrL14 (TaN) (this record was of 22 birds).

Little Pied Cormorant *Phalacrocorax melanoleucos* C.BR
CBS: 1/2wk Aug, 1/2wk Sep, 1/1wk Jan Curtin GrJ14 (AJR).

MFS: 12 non-breeding records of 1 to 4 birds from 8 sites. 2 breeding records — on/2 Sep Site 14 GrL11 (BeR3), co/14 Dec Site 64 GrL11 (NeC).

WBS: Although slightly up on previous 2 years, numbers remain low — 2/6 Sep, 2/5 Oct LGeoS GrR11 (LeM), 3/25 Jan The Morass GrZ8 (DoM), 8/1 Feb LBth E basin GrY8 (LeM).

Misc: Number of records reported remains low, 27 non-breeding records from 15 grid cells; largest 15/1 Mar, 8/10 May both LGin Gr J12 (Mel), 10/4 Jan Googong Dam (Gormans trig and return) GrO17 (McD), all others <5.

Little Black Cormorant *Phalacrocorax sulcirostris* C.BR
GBS: 4/4wk Aug, 2/3wk Sep, 1/4wk Sep, 1/1wk Jan Gleneagles GrI16 (WAH).

MFS: 2/9 Nov Site 14 GrL1 1 (LiB), 2/14 Dec Site 64 GrL11 (NeC), 1/28 Jun Site 14 GrL11 (LiB).

WBS: Numbers have been falling for several years and for the third consecutive year there are no records.

Misc: Following a fall in the number of records reported each year since 1994-95, this year has seen a small increase with 19 non-breeding records from 11 grid cells; largest 40/4 Jan Googong Dam (Gormans trig and return) GrO17 (McD), all others <9.

Great Cormorant *Phalacrocorax carbo* C.BR
GBS: 9/2wk Sep Curtin GrJ14 (AJR), 2/3wk Oct Gleneagles GrI16 (WAH), 1/4wk Feb Kambah GrJ16 (PeH).

WBS: Numbers remain low — 20/6 Sep, 6/5 Oct, 3/24 Nov, 8/28 Dec, LGeoS GrR11; 4/28 Dec LGeoN GrR6 (LeM). For the third consecutive year there were no records from LBth.

Misc: The number of records reported remains low with 12 records from 8 grid cells; largest 8/14 Oct Kellys Swamp and sewage ponds GrL14 (WiS), all others 1 or 2.

Australian Pelican *Pelecanus conspicillatus* C.Vi

GBS: 16 records from 7 sites (which is similar to last year) in Jul to Oct, Apr, and May to Jun; largest 13/1wk and 7/3wk Apr Downer GrLI2 (GoJ).

WBS: LBth — numbers slightly up, but still very low. LGeo — numbers continue to fall:

	Jul	Aug	Sep	Oct	Nov	Dec	Jan	Feb	Mar	Apr	May	Jun
LBth	0	0	0	0	0	14	8	0	0	0	0	0
LGeo	0	200	33	0	78	74	0	0	0	0	0	0

Misc: The number of records continues to fall, 38 in 1992-93, 35 in 1993-94, 53 in 1994-95, 24 in 1995-96, 19 in 1996-97, and this year there were 13 from 6 grid cells, 10 came from urban lakes and environs in Canberra; largest 14/18 Dec, 12/26 Dec, 10/14 Sep, 10/14 Oct, Jerrabomberra Wetlands NP and environs GrL14 (WrH, LaJ, Mcl, WiS), all others <7.

HERONS, EGRETS AND BITTERNES

White-faced Heron *Egretta novaehollandiae*

C.BR

GBS: 39 records from 5 sites in all months except Mar; as in previous years the majority of records (24) came from a site in Curtin GrJ14 (AJR) where it was regularly recorded throughout the year; largest 3/1wk Oct Curtin GrJ14 (AJR), all others were of 1 or 2 birds.

MFS: 8 records from 7 sites on 5 surveys, all single birds except for: 2/28 Sep Site 68 GrL11, 4/14 Dec Site 64 GrL1 I (both NeC).

WBS: Numbers remain low at both lakes:

	Jul	Aug	Sep	Oct	Nov	Dec	Jan	Feb	Mar	Apr	May	Jun
LBth	0	0	5	5	2	4	2	0	0	0	0	1
LGeo	0	6	34	0	0	0	0	0	0	0	0	0

Misc: The number of records reported, 27 from 18 grid cells, remains at last year's low level, reported in all months except Jul, Aug and Jun; largest 7/4 Jan Googong Dam (Gormans trig and return) GrO17 (McD), all others <6.

Little Egret *Egretta garzetta*

R.Vi

First record since 1994-95.

WBS: 1/24 Nov LGeoS GrR11 (LeM).

White-necked Heron *Ardea pacifica*

U.Vi

MFS: 1/9 Nov Site 72 GrM10 (MoM3) and 3 records of 1 bird on 14 Dec at Sites 11, 14 and 68 GrL11 (LiB, NeC, WiP).

WBS: 1/5 Oct LGeoS GrR11 (LeM), 1/21 Dec The Morass GrZ8 (DoM).

Misc: 6 records — 2/11 Oct Mulligans Flat GrL11 (BuM), 1/24 Nov Campbell Pk GrM13 (TaP), 1/26 Nov Tidbinbilla tracking station GrH16 (BeR2), 1/4 Dec Jerrabomberra Wetlands NP GrL14 (TaP), A/25 Jan Tin Hut dam Googong GrO19 (SmR), 1/4 Apr dam at Glenloch interchange GrJ13 (ScA).

Great Egret *Ardea alba*

U.Vi

Misc: 4 records — 1/26 Dec, A/3 Jan, 1/22 Mar Jerrabomberra Wetlands NP GrL14 (LaJ, KrS, Mcl), 1/22 Jan Mulligans Flat GrL11 (BoJ).

Cattle Egret *Ardea ibis*

U.Vi

Misc: 7 records — 1/12 Oct LGen GrJ12 (McI), 1/18 Oct Oaks Estate GrN15 (RuB), 2/9 Nov dam nr Bidges Rd GrN11 (WiP), 10/18 Nov dam Yass Rd/Pialligo Av GrN15 (RuB), 12/14 Mar Jerrabomberra Ck GrL14 (RuB), 6/16 Apr nr Norwood Park crematorium GrLI2 (Fri).

Nankeen Night Heron *Nycticorax caledonicus* U.Vi
 Misc: 7/4 Dec LGin GrJ12 (BeC), 1/8 Dec Molonglo R below Duntroon GrL14 (WiD), 1/22
 Dec Molonglo R below water treatment works GrH 13 (NeS).

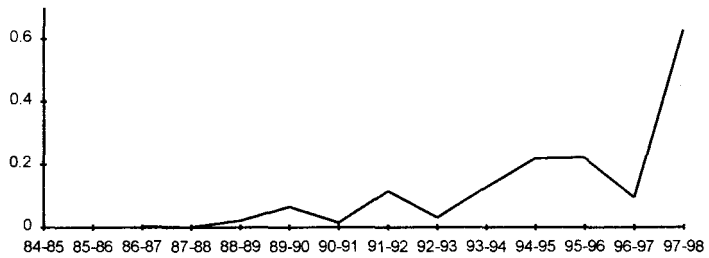
IBISES AND SPOONBILLS

Australian White Ibis *Threskiornis molucca* C.BR

GBS: 37 records in all months except Jul from 10 sites in Queanbeyan GrN15 (RuB),
 Gleneagles GrI16 (WAH), Kambah GrJ16 (PeH, VeP, WiS), Curtin J14 (AJR), Deakin

GrK14 (RoD), Cook
 GrJ13 (TaN), Holt
 GrI12 (DaC), Melba
 GrJ12 (MoM 1); largest
 200/3wk Oct, 200/2wk
 Jan, 200/3wk Jan Holt
 GrI12 (DaC).

Abundance has been
 increasing since
 1984-85 (A=0.005)
 with a large increase this year (A=0.628).



MFS: 2/9 Nov Site 14 GrL1 1 (LiB), 4/14 Dec Site 64 GrL11 (NeC), 2/14 Dec Site 68 GrL11 (WiP).

WBS: LBth — numbers have again fallen after last year's increase. LGeo — none recorded:

	Jul	Aug	Sep	Oct	Nov	Dec	Jan	Feb	Mar	Apr	May	Jun
LBth	0	0	0	4	15	4	1	0	0	0	0	0

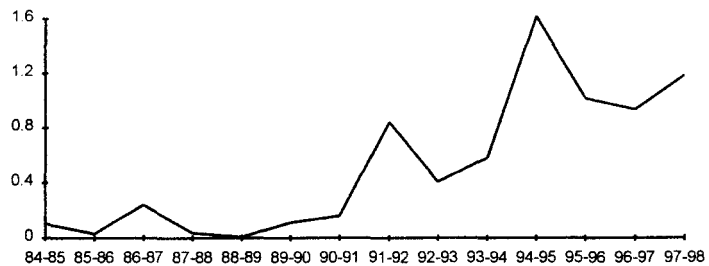
Misc: The number of records reported, 17 from 9 grid cells, remains at last year's low level; again most were from the warmer months (14 Sep to 11 Apr) with 1 record in late May; largest 20/11 Apr ANU GrK13 (McI), 20/29 May Mugga Lane GrL16 (WiS), 16/26 Dec Jerrabomberra Wetlands NP GrL14 (LaJ), all others <13. 1 breeding record — on/5 Feb Jerrabomberra Wetlands NP GrL14 (JoD). This is the first recorded observation of this species breeding in the ACT and involved one nest.

Straw-necked Ibis *Threskiornis spinicollis* C.Vi

GBS: 130 records from 22 sites; as in previous years most came from the southern suburbs; others were: Canberra

(13 from 5), Belconnen
 (5 from 3), Queanbeyan
 (15 from 2); largest
 220/1wk May, 140/1wk
Apr, Curtin GrJ14 (AJR).

Abundance has been
 increasing since 1984-85
 with peaks in 1991-92
 and 1994-95.



MFS: 13/9 Nov Site 72 GrM10 (MoM3), 7/9 Nov Site 13 GrL II (LiB), 1/9 Nov Site 3 GrL10 (HaH).

WBS: Only small numbers recorded:

	Jul	Aug	Sep	Oct	Nov	Dec	Jan	Feb	Mar	Apr	May	Jun
LBth	0	0	0	2	7	16	4	0	0	0	0	0
LGeo	0	1	0	0	0	0	0	0	0	0	0	0

Misc: The number of records reported, 19 from 11 grid cells, remains low; most from Canberra and its environs; largest 90/6 Apr, 80/11 Apr, 60/18 Mar, 54/1 Mar, 45/10 Mar, ANU GrK13 (Fri, Mcl, PeH, TaM), all others <41.

Royal Spoonbill *Platalea regia*

U.Vi

GBS: 1/5wk Jul Kambah GrJ16 (PeH).

WBS: Numbers remain low except for 30 at LBth in Jan which is the largest ever recorded from that lake:

	Jul	Aug	Sep	Oct	Nov	Dec	Jan	Feb	Mar	Apr	May	Jun
LBth	0	0	0	4	5	0	30	0	0	0	0	0
LGeo	0	0	2	0	0	0	0	0	0	0	0	0

Misc: 9 records — 2/23 Nov, 3/29 Nov, 3/30 Nov, 2/4 Dec, 1/7 Dec, 4/30 Jan, 4/5 Feb Jerrabomberra Wetlands NP GrL14 (AnF, RuB, TaP, PeH, LuM, VeP, JoD), 8/24 Nov The Morass GrZ8 (LeM), 3/9 Apr LGIN GrJ12 (NeS). 1 breeding record — ny/5 Feb Jerrabomberra Wetlands NP GrL14 (JoD). This is the first recorded observation of this species breeding in the region and involved one nest.

Yellow-billed Spoonbill *Platalea flavipes*

U.Vi

GBS: 1/3wk Jul, 1/5wk Jul both Curtin GrJ14 (AJR), 1/1wk Sep Gleneagles GrI16 (WAH).

MFS: 1/28 Jun Site 22 GrM10 (AvJ).

WBS: Numbers up on previous 2 years:

	Jul	Aug	Sep	Oct	Nov	Dec	Jan	Feb	Mar	Apr	May	Jun
LBth	0	0	0	5	18	15	0	1	0	0	0	0
LGeo	0	1	0	0	0	0	0	0	0	0	0	0

Misc: 8 records — 12/24 Nov, 3/1 Feb The Morass GrZ8 (LeM), 1/4 Dec, 1/30 Jan, 1/22 Mar Jerrabomberra Wetlands NP GrL14 (TaP, VeP, LuM, Mel), A/25 Jan, 2/8 Mar, 1/5 Apr Tin Hut dam Googong GrOI9 (SmR).

KITES, GOSHAWKS, EAGLES AND HARRIERS

Black-shouldered Kite *Elanus axillaris*

U.BR

GBS: 21 records from 4 sites in Holt, Kambah and Curtin.

Misc: Only 6 records this year (23 in 1996-97), 1 or 2 birds, all from sites close to suburban Canberra.

Whistling Kite *Haliastur sphenurus* U.BR**GBS:** 2 records from Curtin GrJ14 (AJR) — 1/4wk Jan and 2/1wk May.**MFS:** 3 records — 1/29 Mar Sites 14 and 15 and 1/28 Jun Site 64 (all LiB).**WBS:** 2 records from LBth E basin GrY8 — 4/27 Oct and 1/1 Feb (both LeM).**Misc:** 5 records from Jerrabomberra Wetlands NP GrL14 — 1/5 Jan (FrI), 2/21 Feb (TaP), 1/23 Apr (VeP), 1/11 Jun (JoD), 2/14 Jun (McI) and also 3/7 Mar Mulligans Flat GrM11 (GoP).**White-bellied Sea-Eagle** *Haliaeetus leucogaster* U.BVi**GBS:** 1/1 wk Oct and 1/3wk Apr Curtin GrJ14 (AJR).**WBS:** 4 records of single birds — 29 Aug, 22 Sep and 27 Oct LBth E basin GrY8 (all LeM) and 21 Sep LBth W basin GrY8 (HoT).**Misc:** 10 records from locations close to Canberra's urban lakes and river corridors. Also 1/21 Sep Majura firing range GrN12 (BoJ) and 1/13 Apr Taemas Bridge GrE7 (McD).**Spotted Harrier** *Circus assimilis* R.Vi**Misc:** 1/14 Apr Kingston foreshore GrL14 (WiD).**Swamp Harrier** *Circus approximans* U.BR**WBS:** 1/27 Oct LBth E basin GrY8 (LeM).**Misc:** 1/21 Oct Jerrabomberra Wetlands NP GrL14 (GoP).**Brown Goshawk** *Accipiter fasciatus* U.BM**GBS:** Abundance (30 records) and distribution (15 sites) both higher than last year. Records in all months.**MFS:** 2/28 Sep Site 72 GrM10 (AvJ), 1/9 Nov Sites 10 and 20 GrL10 and Site 69 GrL11 (BoJ, MoM3, NeC).**WBS:** 1/28 Dec LGeoS GrR11 (LeM).**Misc:** 27 records, 12 of them, including ny/24 Dec, from Jerrabomberra Estate GrM16 (LuM).**Collared Sparrowhawk** *Accipiter cirrhocephalus* U.BM**GBS:** Abundance (A) and distribution (F) both slightly lower with 41 records from 12 sites. In all parts of Canberra. No breeding records.**MFS:** 1/28 Sep Sites 2 and 72 (AvJ, HaK).**Misc:** 13 records of single birds in the period 7 Sep to 22 Feb. No reports of breeding.**Wedge-tailed Eagle** *Aquila audax* C.BR**GBS:** 25 records totalling 49 birds, from 7 sites and covering all months except Jul.**WBS:** 1/29 Aug LBth E basin GrY8 (LeM), 1/23 Nov LBth W basin GrY8 (HoT), 4/28 Dec LGeoS GrR11 (LeM).**Misc:** 23 records of 1 to 3 birds, covering all months except Jul, May and Jun. A nest with young reported from a location within 8 km of Canberra City.

Little Eagle *Hieraaetus morphnoides* U.BR
GBS: 7 records of single birds, from 4 sites in Ainslie, Kambah and Curtin.
MFS: 1/28 Sep Site 52 (HaH), 1/9 Nov Site 3 (HaH), 1/14 Dec Site 4 (TaN).
WBS: 1/6 Sep LGeoS GrR11 (LeM), 1/28 Dec LGeoN GrR6 (LeM).
Misc: Numbers lower again — just 9 records, all between 16 Aug and 23 Apr.

FALCONS

Brown Falcon *Falco berigora* U.BR
GBS: 18 records (22 birds), from 5 sites.
WBS: 4 records from LBth E basin GrY8 and The Morass GrZ8 in Aug, Nov and Dec.
Misc: 11 records (18 birds) all in the period Jul to Feb.

Australian Hobby *Falco longipennis* U.BM
GBS: Between 1984-85 and 1991-92 there was a steady decline in all values. There has since been a recovery with abundance (A) and recording rate (R) this year reaching the highest level since 1984-85. 1 breeding record — dy/2wk Feb Ainslie GrL13 (LeM).
Misc: 15 records of 1 or 2 birds, all in the period from 7 Sep to 18 Mar. No breeding records.

Peregrine Falcon *Falco peregrinus* U.BR
GBS: 20 records of single birds from 6 sites in Kambah (2), Weston, Pearce and Curtin (2).
WBS: 1/29 Aug LBth E basin GrY8 (LeM), 1/21 Sep LBth W basin GrY8 (HoT), 1/27 Oct LBth E basin GrY8 (LeM).
Misc: 9 records, 3 of them involving 2 birds.

Nankeen Kestrel *Falco cenchroides* C.BR
GBS: A further fall this year in the measure of abundance (A), while distribution (F) rose.
 Records for all months except May and Jun.
MFS: There were 4 records in the Nov and Dec surveys.
WBS: 5 records of single birds in Aug, Sep, Oct and Jan from LBth W basin GrY8 and The Morass GrZ8. Also — 5/28 Dec LGeoS GrR11 and 4/1 Feb LBth E basin GrY8 (both LeM).
Misc: 25 records, same as last year, including — 4/11 Jan Majura firing range GrN 13 (BoJ), 4/14 Jan Blue Waterholes GrA22 (FyM), 4/22 Feb Tallaganda SF GrW19 (McI) and dy/11 Jan Jerrabomberra Estate GrM 16 (LuM).

RAILS, CRAKES, SWAMPHENS & COOTS

Buff-banded Rail *Gallirallus philippensis* U.BM
Misc: 6 records, each of a single bird, at Jerrabomberra Wetlands NP GrL14, 29 and 30 Nov and 20 and 21 Dec.

Baillon's Crake *Porzana pusilla* R.Vi
Misc: 1/13 and 1/16 Dec Murrumbidgee golf course GrI16 (WrH), 1/21 Dec Jerrabomberra Wetlands NP GrL14 (AIR).

Marsh Sandpiper *Tringa stagnatilis* R.Vi
WBS: 4/27 Oct LBth E basin GrY8 (LeM).

Common Greenshank *Tringa nebularia* R.Vi
WBS: 1/24 Nov The Morass GrZ8 (LeM).

Red-necked Stint *Calidris ruficollis* U.Vi
WBS: Numbers again substantially lower at both lakes

	Jul	Aug	Sep	Oct	Nov	Dec	Jan	Feb	Mar	Apr	May	Jun
LBth	0	0	20	60	11	<u>127</u>	82	0	0	0	0	0
LGeo	0	13	83	0	28	0	0	0	0	0	0	0

Pectoral Sandpiper *Calidris melanotos* R.Vi
WBS: 1/27 Oct LBth E basin GrY8 (LeM).

Sharp-tailed Sandpiper *Calidris acuminata* C.M
WBS: LBth — numbers above those of last year but well below the record figures of 1995-96. LGeo — only 2 records.

	Jul	Aug	Sep	Oct	Nov	Dec	Jan	Feb	Mar	Apr	May	Jun
LBth	0	62	178	1583	1195	<u>890</u>	0	0	0	0	0	0
LGeo	0	3	7	0	0	0	0	0	0	0	0	0

Misc: 8 or 9 birds recorded on 4 to 6 Oct and 1/14 Dec Jerrabomberra Wetlands NP GrL14.

Curlew Sandpiper *Calidris ferruginea* U.Vi
WBS: LBth — typical spring/summer pattern but numbers low. LGeo — only 1 record.

	Jul	Aug	Sep	Oct	Nov	Dec	Jan	Feb	Mar	Apr	May	Jun
LBth	0	9	3	102	69	10	0	0	0	0	0	0
LGeo	0	11	0	0	0	0	0	0	0	0	0	0

Buff-breasted Sandpiper *Tryngites subruficollis* R.Vi
WBS: Another sighting of this very uncommon species — 1/22 Sep LBth E basin GrY8 (LeM).

STILTS AND AVOCETS

Black-winged Stilt *Himantopus himantopus* B.Vi
 WBS: LBth — numbers again smaller than the level of 1995-96 and not reaching the monthly high of Dec 1996, but otherwise close to the level of overall yearly figures. LGeo — only one record.

	Jul	Aug	Sep	Oct	Nov	Dec	Jan	Feb	Mar	Apr	May	Jun	
LBth	0	25	86	258	205		99	234	31	0	0	26	9
LGeo	0		0	4	0		0	0	0	0	0		(

Misc: 7 records from Jerrabomberra Wetlands NP GrL14 and The Morass GrZ8 between 2 Nov and 22 Mar.

Banded Stilt *Cladorhynchus leucocephalus* R.Va
 WBS: 1/1 Feb LBth E Basin GrY8 (LeM).

Red-necked Avocet *Recurvirostra novaehollandiae* U.Vi
 WBS: 1/28 Dec LGeoS GrR11 (LeM).
 Misc: 1/19 Aug Jerrabomberra Wetlands NP GrL14 (LiM) and, at a somewhat unexpected location, 1/28 Mar Weston Pk, LBG GrK14 (AsM)

PLOVERS, LAPWINGS AND DOTTERELS

Pacific Golden Plover *Pluvialis fulva* R.Vi
 WBS: 8/27 Oct and 15/24 Nov LBth E Basin GrY8 (both LeM).

Red-capped Plover *Charadrius ruficapillus* C.BR
 WBS: Overall numbers similar to last year. No record of breeding at either lake.

	Jul	Aug	Sep	Oct	Nov	Dec	Jan	Feb	Mar	Apr	May	Jun	
LBth	4	152	114	69		84	183	101	13	0	0	4	0
LGeo	0	22	36	0		16	11	0	0	0	0	0	6

Double-banded Plover *Charadrius bicinctus* U.Vi
 WBS: Numbers low at both sites with just a single record at LGeo.

	Jul	Aug	Sep	Oct	Nov	Dec	Jan	Feb	Mar	Apr	May	Jun
LBth	10	15	0	0	0	0	1	2	0	0	0	0
LGeo	0	3	0	0	0	0	0	0	0	0	0	0

Black-fronted Dotterel *Euseyornis melanops* U.BR
 MFS: A total of 5 records in Sep (1), Nov (1), Dec (2) and Mar (1).
 WBS: 2/29 Aug LBth E basin GrY8, 5/6 Sep LGeoS GrR11 (both LeM).
 Misc: 15 records, Oct to Apr, including dy/1 Jan Jerrabomberra Wetlands NP GrL14 (DoM) and dy/4 Jan Moores Paddock GrQ21 (BrM).

Red-kneed Dotterel *Erythrogonyx cinctus* U.Vi
Misc: 2/18 Dec Jerrabomberra Wetlands NP GrL14 (WrH).

Banded Lapwing *Vanellus tricolor* B.Vi
WBS: Small numbers in spring. Just 3 records from LBth and one from LGeo.

	Jul	Aug	Sep	Oct	Nov	Dec	Jan	Feb	Mar	Apr	May	Jun
LBth	0	4	8	11	0	0	0	0	0	0	0	0
LGeo	0	0	2	0	0	0	6	6	0	0	0	6

Misc: An unusual record from LBG — 4/26 Feb Bowen Drive GrL14 (WiS).

Masked Lapwing *Vanellus miles* C.BR

GBS: Records all months from 20 sites, a slight fall in the measure of distribution (F).

Abundance (A) on the other hand rose after last year's low.

MFS: 4 records of single birds, one each in Sep, Nov, Dec and Jun.

WBS: LBth — numbers consistent with the levels of previous years. Nesting recorded in Oct.
 LGeo — numbers well down.

	Jul	Aug	Sep	Oct	Nov	Dec	Jan	Feb	Mar	Apr	May	Jun
LBth	17	61	34	43	52	88	150	44	0	0	0	42
LGeo	0	0	10	0	2	13	0	0	0	0	0	0

Misc: 38 records covering all months, including 56/28 Feb Jerrabomberra Wetlands NP GrL14 (ScA). Breeding reported — ne/19 Aug UNIC GrJ12 (CIN), dy/14 Oct Jerrabomberra Wetlands NP GrL14 (WiS).

GULLS AND TERNS

Silver Gull *Larus novaehollandiae* C.BR

GBS: Recorded at only 2 sites and only during the last 3 weeks of the survey year — 200/2wk and 300/3wk Jun Curtin GrJ14 (AJR) and 1/4wk Jun Curtin GrJ14 (MoM3).

WBS: LBth — Numbers higher in spring with nesting reported in Oct. LGeo — only small numbers this year, at their highest in early summer.

	Jul	Aug	Sep	Oct	Nov	Dec	Jan	Feb	Mar	Apr	May	Jun
LBth	810	1506	2829	795	86	395	90	50	0	0	180	235
LGeo	0	0	95	0	200	380	0	0	0	0	0	0

Misc: 17 records principally from around Canberra's urban lakes. No reports of breeding.

Whiskered Tern *Chlidonias hybridus* R.Vi

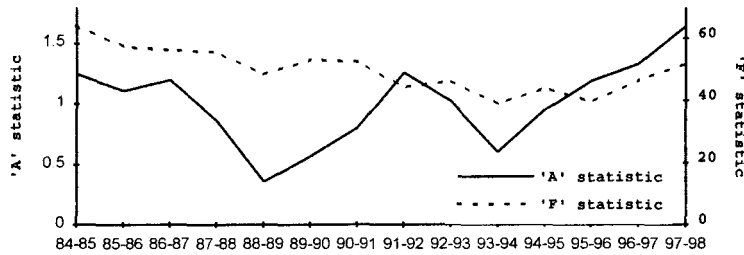
WBS: 38/27 Oct LBth E basin GrY8 (LeM).

PIGEONS AND DOVES

Rock Dove *Columba livia*

C.BR

GBS: In 1996-97 the measure of abundance (A) was the highest since the survey began. This year it has risen again, by 23%. The measure of distribution (F) also



rose, by nearly 12%.

Misc: 13 records including 20/24 Aug Red Rocks Gorge to Pine Island GrJ17 (McD) and 6/25 Oct Ginninderra Falls GrH 11 (McI).

White-headed Pigeon *Columba leucomela*

R.Va

First reported sighting of this species for the region.

Misc: 3 records of a single bird in a Waramanga garden GrJ 15, on 24 Apr, 17 and 19 May (LaD).

Spotted Turtle-Dove *Streptopelia chinensis*

SU

GBS: More unconfirmed records of single birds this year from 2 sites in Stirling and Watson.

Common Bronzewing *Phaps chalcoptera*

U.BR

GBS: The measures of abundance (A) and distribution (F) fell back again this year. 30 records of 1 or 2 birds from 6 sites.

MPS: 3 records of single birds in Sep and 2 in Dec.

Misc: 13 records of up to 4 birds all close to suburban Canberra. No evidence of breeding reported.

Brush Bronzewing *Phaps elegans*

R.BR

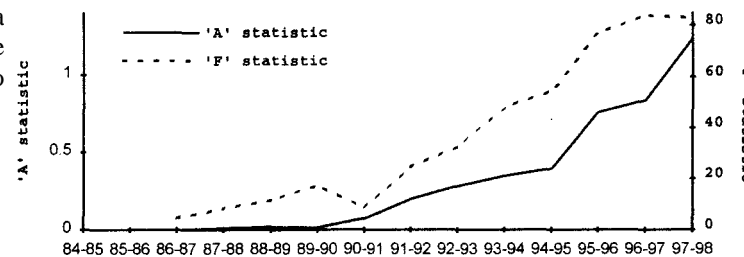
Misc: 1/1 Jul Gordon Ridge GrJ18 (DaE).

Crested Pigeon *Ocyphaps lophotes*

C.BR

GBS: Records from 43 of the 52 sites with abundance (A) up yet again, this year by another 48%. This brings the Crested Pigeon up a further 4 places in the table of abundance to 22nd place.

Breeding was reported from 4 sites — nb/2wk and on/3wk and 4wk Nov Page GrJ12 (AIB), dv/4wk



Dec Ainslie GrL13 (LeM) and nb/3wk to 5wk Jan, on/2wk Feb to 1wk Mar and ny/2wk and 3wk Mar Chapman GrI15 (HAJ) (see also Holland 1999), di/1wk Jan Melba GrJ12 (MoM1) MFS: 1/9 Nov Site 15 (LiB), 1/14 Dec Site 68 (WiP), 2/29 Mar Site 75 (BoJ).

WBS: 1/24 Nov LBth E basin GrY8 (LeM).

Misc: 37 records, all months except Oct. Most southerly 4/25 Jan Naas Rd GrJ22 (BrM), and including 24/22 Mar Fisher GrJ15 (WiS). Reports of breeding — nb/5 Sep CSIRO Black Mtn Gr K13 (ScA), on/1 Dec Hughes GrK15 (TaJ), ny/26 Dec Weetangera GrJ13 (FyM).

Peaceful Dove *Geopelia striata*

R.BR

Misc: 2/2 Nov "Callum Brae" GrL15 (DaG), 1/22 Mar Tharwa sandwash GrK19 (McD).

Wonga Pigeon *Leucosarcia melanoleuca*

C.BR

Misc: 1/7 Sep Nursery Swamp trail GrG22 (McD), A/11 Jan Nursery Swamp trail GrH23 (FoA), 2/19 May and 1/23 May Tidbinbilla NR GrF18 (both McD).

COCKATOOS

Glossy Black-Cockatoo *Calyptorhynchus lathami*

R.Vi

Misc: 2 non-breeding records from Mt Majura GrM12: 4/12 Jun and 2/30 Jun (both GoT).

Yellow-tailed Black-Cockatoo *Calyptorhynchus funereus*

C.BR

GBS: Records from 4 sites.

Misc: 14 non-breeding records, mostly outside the suburban area. Largest group 150/19 Jul Holder G1115 (WhR). No breeding records.

Gang-gang Cockatoo *Callocephalon fimbriatum*

C.BR

GBS: Abundance ($A=1.0325$) up from 0.713 last year. Seen at 79% of sites. 2 breeding records: dy/3 and 4wk Jun Kambah GrJ16 (VeP), dy/2wk Apr Cook GrJ13 (DaB).

MFS: 1 record — 3/9 Nov Site 61 (LiB).

Misc: 23 non-breeding records. No breeding records.

Galah *Cacatua roseicapilla*

C.BR

GBS: Abundance ($A=7.3011$) significantly up from 1996-97 (5.5108). Worthy of note is the fact that, for the first time, the Common Starling was not at the top of the table of abundance this year and it was the Galah which replaced it. Recorded from all sites. Breeding recorded at 12 sites.

MFS: Total of 43 records from all surveys.

WBS: 9 records. Regularly sighted around LBth (GrY8 and GrZ8).

Misc: 100 non-breeding records; only 3 breeding records: ih/22 Aug, ny/29 Sep and ny/1 Nov Shepherds Lookout GrH 12 (all CIG).

Little Corella *Cacatua sanguinea*

U.BR

GBS: Abundance (A=0.0280) continuing to increase (A=0.0100 in 1995-96). Records from sites in Hughes, Chapman, Yarralumla, Curtin (2) and Banks in the south and Watson, Downer, Ainslie and Holt in the north. This year there was no chart from Narrabundah, a consistent source of records in the past.

MFS: 1 record.

Misc: 11 non breeding records, all in central Canberra (GrL14, L15 and K13) and including: 32/26 Dec Kingston GrL14 (LaJ).

Sulphur-crested Cockatoo *Cacatua galerita*

C.BR

GBS: Abundance similar to 1996-97. Seen at 98% of sites. Breeding recorded at 3 sites, including dy/3wk Jan to 4wk Feb Curtin GrJ14 (AJR).

MFS: Regularly recorded during all surveys. 96 records in total.

WBS: 7 records around LBth (GrY8, Z8).

Misc: 100 non-breeding records. No breeding records.

Cockatiel *Nymphicus hollandicus*

R.Va

GBS: 1/2wk Jul Deakin GrK14 (RoD).

LORIKEETS

Rainbow Lorikeet *Trichoglossus haematodus*

R.Vi

GBS: Reported from 5 sites in Chapman, Aranda, Cook, Hackett and, perhaps for the first time, Queanbeyan.

Misc: 6 records, 5 of them in the Aranda, Weetangera, Hawker area.

Little Lorikeet *Glossopsitta pusilla*

R.Vi

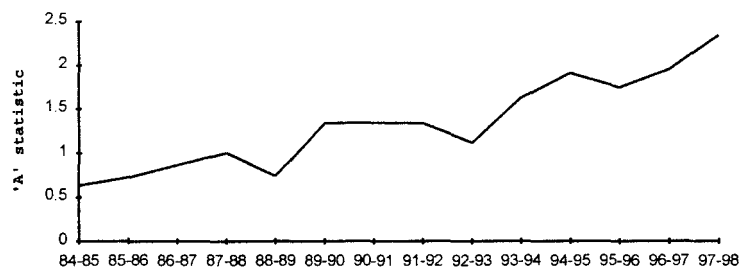
Misc: 4/10 Aug Majors Creek GrZ20 (LiB), 6/2 Dec Mulligans Flat GrL11 (FyM), 1/12 Dec Aranda GrJ13 (TaN), 2/14 Dec Weetangera GrJ13 (FyM).

PARROTS

Australian King-Parrot *Alisterus scapularis*

C.BR

GBS: Abundance (A=2.3418) significantly up from 1996-97 (A=1.9513) and continues a long-term rise. Seen at 92% of sites. Breeding recorded from 10 sites.



Misc: 12 non-breeding records. No breeding records.

Superb Parrot *Polytelis swainsonii*

R.Vi

GBS: 1/4wk Jan Campbell GrL13 (RoC).**Misc:** 4 records: 5/30 Oct Murrumbateman GrI6 (DaC) and from Fraser Grill — 7/15 Nov. 1/16 Nov and 2/16 Dec (all NeC).**Crimson Rosella** *Platycercus elegans*

C.BR

GBS: Abundance (A=3.9093) slightly up on 1996-97 (A=3.6242). Recorded at all sites.

Evidence of breeding from 7 sites.

MFS: 122 non-breeding records and 1 breeding record: ih/28 Sep Site 14 GrL11 (BeR3).**WBS:** 2 records from LBth (GrY8).**Misc:** 132 non-breeding records covering all months. 12 breeding records.**Eastern Rosella** *Platycercus eximius*

C.BR

GBS: Abundance (A=1.6348) slightly up from 1996-97 (A=1.4294). Records from all sites.

2 breeding records: dy/1wk Jan Kambah GrJ16 (PeH), dy/5wk Jan Curtin GrJ14 (MoM3).

MFS: 50 non-breeding records.**WBS:** 5 records from LBth (GrY8).**Misc:** 77 non-breeding records. Breeding records: ih/22 Aug Shepherds Lookout GrH12 (CIG), ih/6 Sep Campbell Pk GrM13 (McI), ih/28 Sep Black Mtn GrK13 (McI), ih/3 Oct Shepherds Lookout GrH12 (CIG), ih/19 Nov Newline Quarry GrM14 (FyM).**Red-rumped Parrot** *Psephotus haematonotus*

C.BR

GBS: Abundance similar to 1996-97. Records from 42% of sites.**MFS:** 5 records, 3 in Dec and 2 in Jun.**Misc:** 38 non-breeding records, all months. 2 breeding records from Newline Quarry GrM14 — on/111 Nov (WiS) and ih/19 Nov (FyM).**CUCKOOS****Pallid Cuckoo** *Cuculus pallidus*

C.BM

GBS: A small increase in abundance this year, 25 records of single birds from 9 sites. First 4wk Aug at a site on the Sutton Rd, last 3wk Jan in Downer.**MFS:** Reported from 13 sites in Sep, including 1 record of 4 birds, 15 sites in Nov and 6 sites in Dec.**Misc:** 14 records, first 1/14 Jul Namadgi Visitors Centre GrJ19 (McD), last A/31 Jan Mt Clear area GrI27 (FoA) and including dy(White-plumed Honeyeater)/18 Dec LGin GrJ12 (GoP).**Brush Cuckoo** *Cacomantis variolosus*

U.BM

GBS: 1/4wk Sep Downer GrL12 (LoE), 1/4wk Dec Cook GrJ13 (TaN).**MFS:** 11 records of single birds, from 3 sites in Nov and 8 sites in Dec.**Misc:** 5 records of single birds. First 1/29 Oct ANBG GrK13 (NiJ), last 1/22 Jan Mulligans Flat GrL 10 (BoJ).

Fan-tailed Cuckoo *Cacomantis flabelliformis* C.BM
 CBS: Values unchanged with just 7 records of single birds from 3 sites.
 MFS: Only 1 record — 1/14 Dec Site 8 (RoP).
 Misc: 14 records. First 1/29 Jul Mt Ainslie GrL13 (TaM), last 1/22 Feb Tallaganda SF GrW19 (Mcl).

Horsfield's Bronze-Cuckoo *Chrysococcyx basalis* C.BM
 CBS: 6 records of single birds from 6 sites. First 2wk Sep at sites in Cook and Queanbeyan, last 4wk Oct in Curtin.
 MFS: 9 records of single birds in Sep (6), Nov (2) and Dec (1).
 Misc: 10 records. First 1/7 Sep Campbell Pk GrM13 (MaR), last 1/22 Jan Mulligans Flat GrL11 (BoJ).

Shining Bronze-Cuckoo *Chrysococcyx lucidus* C.BM
 GBS: 18 records this year, back to the level of 1995-96, from 7 sites. First 2wk Sep at sites in Cook and Curtin. Last 3wk Jan in Hughes.
 MFS: 10 records of single birds in Sep (3), Nov (4) and Dec (3).
 Misc: Just 8 records. First 1/14 Aug Ainslie GrL13 (TaM), last 1/14 Jan Blue Waterholes GrA22 (FyM).

Common Koel *Eudynamys scolopacea* R.M
 GBS: 1/2wk Jan Weston GrJ15 (BoJ). There were also 4 unconfirmed records during the period 2wk Dec to 5wk Jan in Kambah, Curtin, Downer and Watson.
 Misc: 1/11 Jan Weetangera GrJ13 (FyM).

Channel-billed Cuckoo *Scythrops novaehollandiae* R.Va
 Misc: 1/18 Dec Mt Painter GrJ13 (TaN). There was also 1 unconfirmed record.

Barking Owl *Ninox connivens* R.Vi
 Misc: 1/5 Apr Shepherds Lookout GrH12 (CIG).

Southern Boobook *Ninox novaeseelandiae* C.BR
 GBS: A further increase in records with 96 reports from 23 sites. Including 5 records of 2 birds and 2 records of 3 birds. All months represented.
 MFS: Records of 1 or 2 birds from 6 sites in Nov.
 Misc: 5 records between 10 Aug and 11 Oct. Only 1 from outside the suburban area.

FROGMOUTHS AND NIGHTJARS

Tawny Frogmouth *Podargus strigoides* U.BR
 GBS: 10 records (12 birds) from 4 sites in Weetangera, Cook and Pearce. No records from 3wk Aug to 3wk Mar.
 Misc: 1/2 Apr and 1/22 Apr UNIC GrK12 (CIN), 1/17 Apr Shepherds Lookout GrH12 (CIN), on/14 Oct Campbell Pk GrM13 (FyM) and dy/26 Nov Hackett/Mt Majura GrM12 (OvA).

Australian Owlet-nightjar *Aegotheles cristatus*

U.BR

Misc: 1/21 Nov S of Angle Crossing GrK21 (HaG), 1/11 Mar Kambah Pool GrI16 (VeP),
1/24 Apr Blundells Creek Rd GrE 15 (CIN).

SWIFT**White-throated Needletail** *Hirundapus caudacutus*

C.M

GBS: 24 records from 13 sites in the period 3 wk Nov to 4 wk Apr with the majority of records (16) in Feb and Mar. This compares with 20 records from 11 sites last year. However, average group size increased from 7 to 37 this year and abundance increased from 0.09 to 0.40.

Misc: 16 records of which 2 were in Dec, 12 in Feb, and 1 each in Mar and Apr. First for year 3/7 Dec Ainslie GrL13 (TaM), last 4/9 Apr Reid GrL14 (WyP). See also Wilson 1998a and 1998b.

KINGFISHERS, BEE-EATER AND DOLLARBIRD**Laughing Kookaburra** *Dacelo novaeguineae*

C.BR

GBS: Recorded from 36 sites. Abundance (0.23) down from last few years (around 0.25/0.28) but above 0.21 of 1994-5. 1 breeding record, dy/1wk Jan Cook GrJ13 (TaN).

MFS: Recorded at 11 sites in Sep, 11 in Nov, 13 in Dec, none in Mar and 6 in Jun. Only breeding cf/9 Nov Site 15 (LiB).

Misc: 1 breeding record dy/28 Nov Jerrabomberra Estate GrM 16 (LuM). 85 other records in all months of the year.

Sacred Kingfisher *Todiramphus sanctus*

U.BM

GBS: 8 records of single birds from 6 sites, 4 in the period 1 wk Oct to 4 wk Oct and the rest in the period 2wk Jan to 3wk Feb.

MFS: Recorded at 6 sites in Sep, 5 in Nov and 3 in Dec. Usually single birds but 3 recorded at Site 56 in Sep and Nov and 2 at Site 70 in Dec. No breeding.

Misc: 1 breeding record ih/23 Oct UNIC Gr J12 (CIN), 19 other records. First for year 1/4 Oct Black Mtn GrK13 (BuM), last 1/6 Mar Weetangera GrJ13 (FyM).

Rainbow Bee-eater *Merops ornatus*

C.BM

GBS: Single record 13/2wk Oct Ainslie GrL13 (LeM).

MFS: Recorded at 3 sites in Sep (6,1,3 birds) and 2 birds at 1 site in Mar.

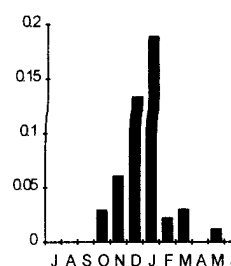
Misc: 10 records between 10/1 Oct Uriarra Crossing GrG12 (NeS) and 1/22 Mar Tharwa sandwash GrK19 (McD).

Dollarbird *Eurystomus orientalis*

GBS: Recorded from 17 sites of which 5 had more than 2 records. First for year 1/1wk Oct Campbell GrL13 (CIS), last 1/3wk Mar Melba GrJ12 (MoM1) apart from a very late record of 2/1wk May Garran GrK 15 (JoN).

Misc: 1 breeding record dy/20 Jan Fyshwick (DoM). 14 other records between 2/11 Oct S of Aranda Bushland GrJ13 (TaN) and 1/13 Feb ANBG GrK13 (FyM).

U.BM



LYREBIRD

Lyrebird *Menura novaehollandiae*

C.BR

Misc: 8 non-breeding records in Aug, Sep, May and Jun.

TREECREEPERS

White-throated Treecreeper *Cormobates leucophaeus*

C.BR

GBS: Pattern largely unchanged from previous years. Records from 9 sites.

MFS: 83 non-breeding records, 1 breeding record (cf).

Misc: 70 non-breeding records.

Red-browed Treecreeper *Climacteris erythroptera*

U.BR

Misc: 1/3 Aug Lyrebird trail, Tidbinbilla NR GrF18 (McD)

Brown Treecreeper *Climacteris picumnus*

C.BR

MFS: 3 non-breeding records, 1 in Nov and 2 in Jun.

Misc: 12 non-breeding records; 6 reports of breeding: nb/13 Sep, ny/4 and 8 Oct, dy/8 Nov, on/19 Nov all The Pinnacle GrJ13 (all GoP), ih/4 Jan Moores Paddock GrQ21 (BrM).

FAIRY-WRENS

Superb Fairy-wren *Malurus cyaneus*

C.BR

GBS: All values similar to 1996-97. Recorded from 45 sites, with breeding from 2 sites.

WBS: 1 non-breeding record from LBth.

MFS: Reported at all surveys for a total of 27 non-breeding records.

Misc: 127 non-breeding records.

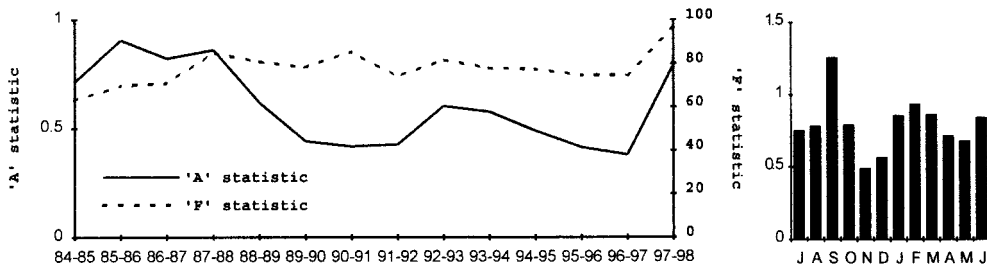
PARDALOTES AND ALLIES

Spotted Pardalote *Pardalotus punctatus*

C.BR

GBS: During the past 15 years the measure of abundance (A) reached its highest point in 1985-86 (A=0.9060). Since then, apart from a temporary halt in 1992-93, it has fallen steadily and reached its lowest level last year. This year there has been a marked reversal,

up by 109%, almost to the level of the late 1980s. Distribution (F) is at its highest level, 10% above the previous peak (1988-89: F=87.5). Breeding — ih/1wk Jul Cook GrJ13 (MN, dy/4wk Jan Ainslie GrL13 (I PM)



MFS: Total of 62 records during 4 surveys — Sep (20), Nov (11), Dec (17) and Mar (14).

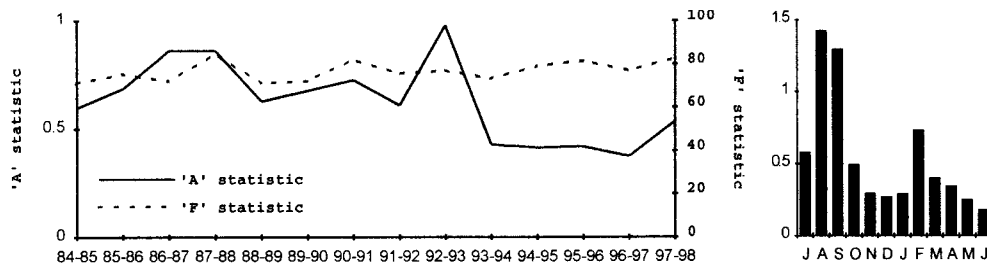
Breeding — dy/14 Dec Site 2 GrL10 (TaN).

Misc: 74 records, almost half of them during spring. No evidence of breeding reported.

Striated Pardalote *Pardalotus striatus*

C.BR

GBS: Records from all weeks of the year. Abundance (A=0.5350) up from the record low of last year (0.3741), but still below the peak of 1992-93 (0.9771) and below the average of values for the 8 years before that (0.686). Distribution (F=82.7) on the other hand, was up to a level only exceeded on one previous occasion (1987-88, F= 82.9). Breeding reported from sites in Deakin: on/1wk Sep and Curtin: nb/2wk Sep and 1wk Oct.



MFS: 75 records during 4 surveys — Sep (24), Nov (22), Dec (15), Mar (14), from sites in GrL10, L11 and M10.

Misc: 76 records covering all months. Only 1 report of breeding — on/11 Nov Newline Quarry GrM14 (WiS).

Pilotbird *Pycnoptilus floccosus*

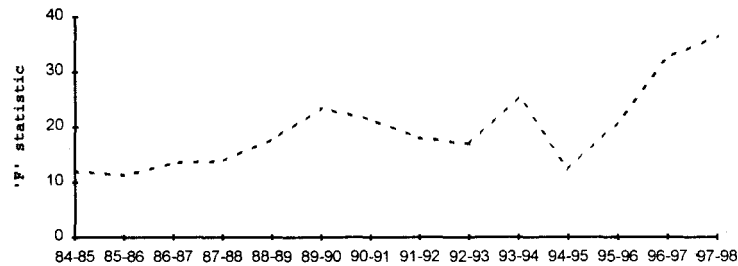
U.BR

Misc: 2/22 Feb Tallaganda SF GrW19 (McI), 1/19 May Cascade Nature Trail GrF18 (McD).

White-browed Scrubwren *Sericornis frontalis*

C.BR

GBS: The measure of abundance (A) was steady, high in comparison with past years but below the 1995-96 peak. Distribution (F), last year at the highest level on record, rose again. Records covered all weeks with regular reports from 3 sites in Chapman, Holt and



Cook.

Misc: 44 records, including just 1 of breeding — ny/16 Oct ANBG GrK13 (FyM).

Speckled Warbler *Chthonicola sagittata*

U.BR

GBS: Reports this year from the same 3 sites as last year, 2 in Cook GrJ13 and one on the Sutton Rd GrO12. There were no records during the period 2wk Aug to 4wk Dec. However, regular sightings during other months resulted in the measure of abundance (A) this year being more than double the figure for 1996-97.

MFS: 2 records in Sep, 1 in Nov, 3 in Dec, 1 in Mar and 4 in Jun. With one exception (Site 21) all from different sites.

Misc: 26 non-breeding records, all months except May, including — 10/2 Nov Mt Majura NP GrM12 (AvJ).

Weebill *Smicrornis brevirostris*

C.BR

GBS: Abundance (A) returned to a more usual level following the high of 1995-96 and the low of 1996-97. Reports from 30 sites covering all weeks of the year. Nest building reported 2wk Jul Ainslie GrL13 (OvA) and 1 wk Sep Cook GrJ13 (BrM).

MFS: 78 records — Sep (18), Nov (17), Dec (10), Mar (17) and Jun (16).

Misc: 49 non-breeding records, covering all months. Breeding — ne/3 Oct Weetangera GrJ13 (FyM) and dy/19 Nov Newline Quarry GrM14 (FyM)..

Western Gerygone *Gerygone fusca*

U.BM

GBS: 14 records of single birds from 4 sites in Cook, Downer and Ainslie.

MFS: 47 records from 4 surveys — Sep (20), Nov (15), Dec (10) and Mar (2).

Misc: 25 records during the period from 10 Aug to 22 Mar. Breeding — ny/18 Jan Jerrabomberra Estate GrM 16 (LuM).

White-throated Gerygone *Gerygone olivacea*

C.BM

GBS: Records from 8 sites but at only 2 of them was there more than one sighting. The measure of abundance (A) last year was the lowest on record. This year there was a further fall of 26% bringing the value of A to a level 80% below the average figure for the previous 13 years.

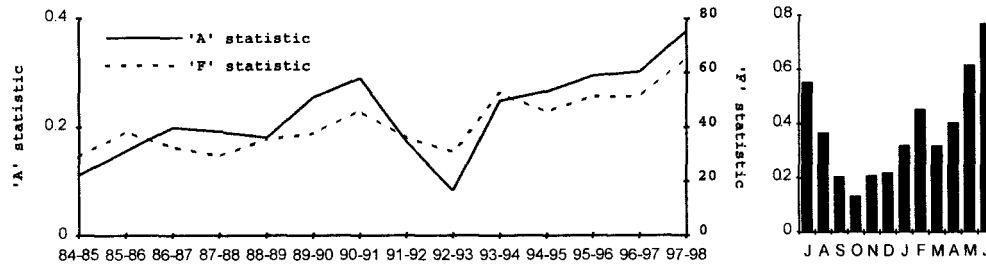
MFS: 65 records, all except 1 (Mar) collected during surveys conducted in Sep (20), Nov (23), Dec (21).

Misc: 38 non-breeding records during the period from 7 Sep to 21 Feb. Including — 8/2 Nov Mt Majura NP GrM12 (AvJ), 9/18 Nov and 8/1 Dec Campbell Pk GrM13 (both WiS) and 6/4 Jan Googong dam GrO17 (McD).

Brown Thornbill *Acanthiza pusilla*

C.BR

GBS: The trend in abundance over the years has generally been upward with just two significant falls in the period 1991-93. This year an increase of 25% has raised the value (A) to the highest level on record. The situation with distribution (F) is similar, with the Brown Thornbill this year reported from 65% of sites, 28% above the previous high. The usual pattern of greatest numbers in winter and autumn was again evident. The only breeding reported was dy/1wk and 2wk Nov Ainslie GrL13 (OvA).



MFS: 17 records in Sep (3), Nov (1), Dec (8), Mar (2) and Jun (3).

Misc: 38 records, well down on last year. Reports of breeding — dy/28 Sep Mt Majura NP GrM 12 (BrM), dy/4 Oct Weetangera GrJ 13 (FyM).

Buff-rumped Thornbill *Acanthiza reguloides*

C.BR

GBS: The measure of abundance fell to its lowest level in 1992-93 (A=0.0181). It has since recovered and this year reached A=0.1359, an increase over 1996-97 of 61%. Distribution (F) followed a similar pattern, reaching a low in 1994-95 (F=8.8). This year it has climbed back to F=19.2, marginally below the figures of 1987-89. Records from 10 sites covered all but 5 weeks of the year.

MFS: 84 records from the five surveys — Sep (25), Nov (15), Dec (19), Mar (10) and Jun (15). 2 reports of breeding activity — nb/28 Sep Site 12 GrL11 (BeR3), dy/14 Dec Site 20 GrL10 (MoM3).

Misc: 42 records covering all months, including — ny/14 Oct Campbell Pk GrM13 (FyM).

Yellow-rumped Thornbill *Acanthiza chrysorrhoa*

C.BR

GBS: Abundance (A) slightly down but again consistent with levels of earlier years.

Distribution (F) unchanged. Breeding reported from 5 sites.

MFS: 33 records in Sep (8), Nov (3), Dec (8), Mar (3) and Jun (11).

WBS: 3 records from LBth W basin GrY8 in Aug, Sep and Nov.

Misc: 77 records covering all months. 4 reports of breeding activity — ne/30 Sep Mulligans Flat GrL10 (CIN), dy/3 Oct Shepherds Lookout GrH12 (CIG), dy/12 Oct Scullin GrI12 (CIG), nb/28 Nov Jerrabomberra Estate GrM16 (LuM).

Yellow Thornbill *Acanthiza nano*

U.BR

GBS: 8 records from 5 sites, 1, 2 or 3 birds, in Jul, Sep, Jan and Feb.

MFS: 7 records with 3 in Sep and one each in Nov, Dec, Mar and Jun.

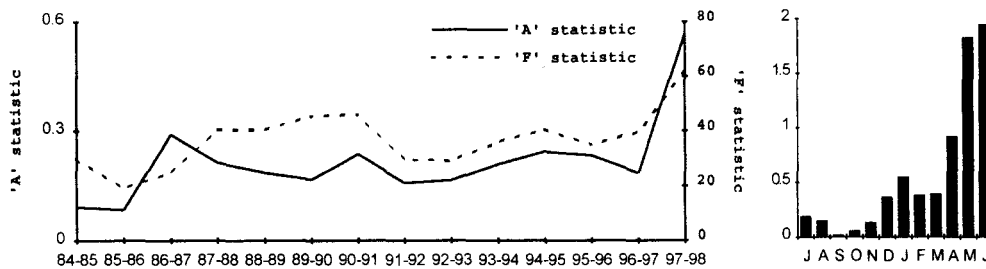
WBS: 2/6 Sep LGeoS GrR11 (LeM).

Misc: 9 records, 3 of them from Shepherds Lookout GrH12 (Aug, Sep and Apr). Only 2 urban records from Cook and Ainslie.

Striated Thornbill *Acanthiza lineata*

C.BR

GBS: In 1986-87 (A=0.290) it was noted there was 'a marked increase in numbers' over the previous year (A=0.084). Abundance has fluctuated since, in 1991-92 dropping as low as A=0.1580. This year A=0.5661, a rise of 206% over 1996-97. Distribution (F) is also up by 56%. The seasonal pattern shows a gradual increase in numbers through to autumn with no records at all before Dec at 23 of the 32 sites where this species was recorded.



MFS: Reported at all five surveys for a total of 40 records.

Misc: 36 records covering all months except Jul. No breeding reported.

Southern Whiteface *Aphelocephala leucopsis*

U.BR

WBS: 2 records from LBth W basin GrY8 — 2/21 Sep and 2/23 Nov (both HoT).

Misc: 11 records during the period 7 Sep to 11 Apr and including — nb/7 Sep Campbell Pk GrM13 (MaR), nb/16 Sep Shepherds Lookout GrH12 (CIG).

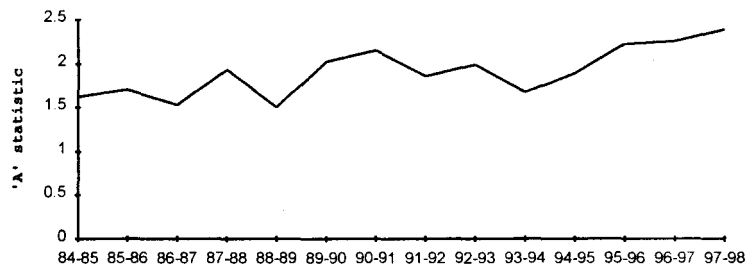
HONEYEATERS

Red Wattlebird *Anthochaera carunculata*

C.BR

GBS: Recorded from all except I site, in all months, with breeding at 15 sites. Rise in abundance (A) of last few years continues (now 2.4) after stabilising in 1996-97 at 2.2. First breeding record

nb/4wk Jul Ainslie GrL13 (OvA), last dy/3wk Feb at both Chapman GrI15 (HAJ) and Weston Gr GrJ 15 (BoJ). MFS: Recorded from 3 sites in Sep, none



in Nov, 3 in Dec, 6

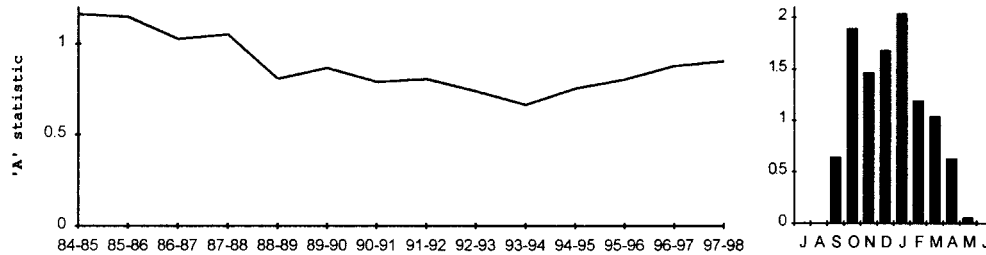
in Mar, 7 in Jun. No breeding.

Misc: 73 non-breeding records throughout the year but fewer in winter (only 2 in Jul, 5 in Aug, 3 in Jun). 4 breeding records: ny/20 Oct Scullin GrI12 (CIG), dy/21 Oct ANBG GrK13 (WiS), ny/22 Oct UNIC GrJ12 (CIN) and dy/ 22 Jan ANU GrK13 (McI).

Noisy Friarbird *Philomen corniculatus*

C.BM

GBS: Recorded at all 52 sites and breeding at 14 sites. Abundance (A=0.93) continues rise of last few years (0.88 last year). Regularly recorded from 1wk Sep to 1wk May. Records of single birds 1 wk/Jul and 4wk May. First breeding nb/3wk Oct Chapman GrI15 (HAJ), last dy/2wk Feb at Aranda and Cook GrJ 13 (HaK, BrM).



MFS: Recorded in numbers up to 4 from 24 sites in Sep, 31 in Nov, 26 in Dec and 8 in March. 6 birds recorded at Site 71 in Jun. One breeding — on/9 Nov Site 51 (HaH).
Misc: 43 non-breeding records, with less in winter, only 2 records outside Sep to Mar period. 4 breeding records — ne/2 Nov and dy/20 Dec Mt Majura GrM12 (AvJ, BrM), ne/1 Dec Campbell Pk GrM13 (WiS), on/2 Dec Mulligans Flat GrL11 (FyM).

Little Friarbird *Philomen citreogularis*

R.M

CBS: Single bird 5wk Jan and 4wk Apr Charnwood Grill (PrJ).
MFS: Single bird at Site 56 in Nov.
Misc: 1/3 May Melba GrJ12 (PuD)

Regent Honeyeater *Xanthomyza phrygia*

R. Vi

Misc: 1 bird from 18 to 20 Aug UNIC GrJ12 (BoJ)

Bell Miner *Manorina melanophrys*

R. Va

Misc: 2 birds recorded in the period 6 Apr to 1 Aug Australian National Gallery gardens GrL14 (CrI, PaR).

Noisy Miner *Manorina melanocephala*

C.BR

GBS: Recorded throughout the year at 11 sites, abundance (A=0.12) same as last year. 2 breeding records — dy/2wk Jan Cook GrJ13 (BrM), dy/1wk Apr Pearce GrK15 (KrS).
MFS: Recorded at 7 sites in Sep, 4 in Nov, 4 in Dec, 12 in Mar and 8 in Jun. Largest number 13 birds at Site 63 in Dec. No breeding.
Misc: 37 records through the year with breeding recorded once — nb/14 Sep Mulligans Flat GrL 1 I (FyM).

Yellow-faced Honeyeater *Lichenostomus chrysops* **C.BM**

GBS: Recorded from 94% of sites but no breeding. Usual spring and autumn peaks.

Abundance fell slightly on last year ($A=2.1$ cf 2.4) but still above previous years.

MFS: Recorded at 11 sites (24 birds) in Sep, 8 (21) in Nov, none in Dec and 4 (7) in Mar.

Largest number 10 at Site 52 in Nov. No breeding.

Misc: 54 records including 1 breeding — dy/4 Jan Googong Dam GrO17 (McD). Largest number 2750/22 Mar Tharwa sandwash, Murrumbidgee R GrK19 (McD). As usual few records in winter, a total of only 6 in Aug, May and Jun.

White-eared Honeyeater *Lichenostomus leucotis* **C.BR**

GBS: Recorded from 60% of sites with 1 breeding record at a rural site — dy/2wk Sep Sutton Rd GrO12 (ScG). Abundance ($A=0.16$) increased again from last year (0.13) and previous years. Only 5 scattered records at 3 sites in the period 1wk Oct to 3wk Mar apart from the rural site mentioned above, where it was recorded regularly.

MFS: Single birds at Site 14 in Nov, Site 6 in Dec and at 3 sites (16, 66, and 72) in Jun.

Misc: 30 records including 1 breeding — dy/11 Jan Nursery Swamp GrH23 (FoA).

Yellow-tufted Honeyeater *Lichenostomus melanops* **R.Vi**

GBS: Recorded from 2 sites. From 1 wk Jul to 2wk Aug Queanbeyan GrN 15 (RuB) and 4wk May to 2wk Jun Deakin GrK14 (RoD).

Misc: 5 records. 3 were at one rural site in Jan, Mar, May Moores Paddock GrQ21 (BrM), the other two were urban records in Jul and May (RuB, WiA).

Fuscous Honeyeater *Lichenostomus fuscus* **C.BR**

GBS: Abundance ($A=0.09$) rose again from last year (0.02) to close to the value of 1995-96 (0.1), continuing the fluctuation of the last few years. Recorded from 37% of sites. No birds recorded between 3wk Oct and 4wk Mar apart from one single bird in 2wk Dec.

Misc: 8 records. 7 were urban winter records of up to 5 birds, except for 1 sighting of 50/31 May Waramanga Gr J15 (LaD). 1 rural record of over 50 birds 18 Oct Boboyan GrH25.

White-plumed Honeyeater *Lichenostomus penicillatus* **C.BR**

GBS: Abundance (A) increased to 0.15 after last years drop to 0.05. It is now above the average of the previous 3 years, 0.11. Recorded from 52% of sites but no records in the period 3wk Oct to 4wk Jan.

MFS: Recorded 3 times at site 72 — 8 birds in Sep, 2 birds in Nov and 2 birds in Jun. Also 1 bird at Site 68 in Dec.

Misc: 40 records (no breeding), covering all months except Apr.

Brown-headed Honeyeater *Melithreptus brevirostris* **U.BR**

GBS: 13 records from 6 sites (11%). No urban records in the period 1wk Jul to 3wk Apr apart from a single bird in 2wk Sep.

MFS: Between 2 and 6 birds recorded at 4 sites in Sep. 1 or 2 birds recorded at 7 sites in Nov. Between 1 and 6 birds recorded at 8 sites in Dec. A single record of 10 birds at Site 16 in Mar. Recorded from 4 sites (12, 10, 6, 6 birds) in Jun. No breeding.

Misc: 1 breeding record — dy/4 Jan Googong GrO16 (McD). 10 other records scattered through the year.

White-naped Honeyeater *Melithreptus lunatus* C.BM

GBS: Recorded at 44% of sites. Abundance (A=0.36) up slightly from last year 0.33, but below 0.5 of previous year. Usual spring and autumn peaks with no birds recorded from 4wk Oct to 2wk Mar inclusive.

MFS: One bird at site 12 in Sep and 2 birds at site 19 in Mar.

Misc: 19 records — no breeding. Only 1 record after 1 Mar.

Crescent Honeyeater *Phylidonyris pyrrhoptera* U.BR

GBS: 19 records from 5 sites (10%) with none from 3wk Sep to 2wk Mar inclusive.

Misc: 2 records only — 3/23 Sep ANBG GrK13 (WiS), 1/22 Feb Tallaganda SF GrW19 (McI).

New Holland Honeyeater *Phylidonyris novaehollandiae* U.BR

GBS: Recorded from 9 sites (17%). Abundance (A=0.1) up from 0.07 of previous two years and 0.02 of 1994-95. No records from 2wk Oct to 2wk Dec.

Misc: 10 non-breeding records, 8 in the period Aug to Oct inclusive.

Eastern Spinebill *Acanthorhynchus tenuirostris* C.BR

GBS: Recorded from 98% of sites with abundance (A) continuing to rise, up to 0.7 from 0.66 of last year and around 0.6 of the previous 3 years. Again majority of sightings in winter months.

MFS: One or two birds seen at 3 sites in Sep, 4 in Nov, 5 in Dec, 2 in Mar and 2 in Jun.

Misc: 33 records, no breeding. Only 1 record each in Nov and Dec.

White-fronted Chat *Epthianura albifrons* U.BR

WBS: 4 records: 1/24 Nov, 4/30 Dec and 6/1 Feb LBthE GrY8 and 3/28 Dec LGeoS GrR II (all LeM).

Misc: 15/11 Jun Googong GrOl6 (GoT).

ROBINS**Jacky Winter** *Microeca fascinans* U.BR

GBS: 1/4wk May Gleneagles GrI16 (WAH).

MFS: 2 birds at Site 65 in Sep.

Misc: X/12 Oct Newline Quarry GrN14 (LaJ), 1/6 Jun Kambah GrI l6 (WrH). 1 breeding record — dy/17 Feb Newline Quarry GrN14 (WiS).

Scarlet Robin *Petroica multicolor* C.BR

GBS: Recorded from 19 sites (36%). Abundance A=0.05 up from 0.04 of two previous years. No records from 3wk Sep to 2wk Jan inclusive.

MFS: Present throughout the year. One or two birds recorded at 5 sites in Sep, 6 in Nov, 10 in Dec, 9 in Mar (3 birds at Site 10) and 11 in Jun. No breeding.

Misc: 2 breeding records — co/18 Oct Boboyan GrH25 (FyM), ne/2 Nov Mt Majura GrM12 (AvJ). 29 other records spread through the year.

Red-capped Robin *Petroica goodenovii* R.Vi

MFS: 1 bird at Site 75 in Nov, Dec and Mar. Also a single bird at Site 22 in Mar.

Misc: 1/2 Nov Mt. Stromlo GrI14 (TaN), 1/21 Nov nr Angle Crossing GrK21 (HaG), single bird on St. David's Day (1 Mar) at Mulligans Flat GrM11 (GoP).

Flame Robin *Petroica phoenicea* C.BR

CBS: 7 records from 2 sites in Jul, Aug, May and Jun.

WBS: 1/22 Sep LBth Morass GrZ8 (LeM).

Misc: 19 non-breeding records of up to 4 birds.

Rose Robin *Petroica rosea* U.BM

CBS: 27 records from 6 sites, none in the period 2wk Sep to 3wk Mar.

Misc: 9 non-breeding records. Mainly winter records from urban areas, only 1 rural record — 1/21 Nov nr Angle Crossing GrK21 (HaG).

Pink Robin *Petroica rodinogaster* U.BM

Misc: 4 records all from ANBG GrK13 — 9 Jul, 4, 20 and 22 Aug (NiJ, FyM, GoP).

Hooded Robin *Melanodryas cucullata* U.BR

GBS: 6 records from a rural site and a single bird 3wk Jun at an urban site.

MFS: 1 bird at Site 70 and 2 birds at Site 72 in Sep and 1 bird again at Site 70 in Nov. Site 21 had 1 bird in Dec and 2 birds in Jun. No records in Mar.

Misc: 1 breeding record — dy/11 Jan Majura GrN13. 6 other records of which all but one were from Jerrabomberra Estate GrM 16 (LuM).

Eastern Yellow Robin *Eopsaltria australis* C.BR

GBS: 7 records of a single bird at a site in Aranda GrJ13 (GeJ).

MFS: Recorded at one site in Sep, 2 in Nov and 2 in Dec. No further records.

WBS: 1/5 Oct LGeoN GrR6 (LeM).

Misc: 26 records in most months.

WHIPBIRD AND QUAIL-THRUSH**Eastern Whipbird** *Psophodes olivacea* U.BR

Misc: 2/10 Aug Tallaganda SF GrU22 (LiB), 2/22 Feb Tallaganda SF GrW19 (McI).

Spotted Quail-thrush *Cinclosoma punctatum* U.BR

Misc: 1/22 Mar Honeysuckle Creek tracking station GrH21 (McD), 1/18 Apr Bulls Head GrD16 (WyP).

SITTELLA**Varied Sittella** *Daphoenositta chrysoptera* U.BR

GBS: All values except distribution (F) up on 1996-97. 8 records, 3 to 8 birds, in Jul and from 1wk Mar to 4wk Jun.

MFS: 5 non-breeding records, in Nov (4) and Jun (1).

Misc: 16 non-breeding records from most months. 2 reports of breeding: on/14 Oct Mt Painter 0113 (TaN), ny/29 Oct Shepherds Lookout GrH 12 (CIG).

WHISTLERS AND ALLIES

Crested Shrike-tit *Falcunculus frontatus*

U.BR

MFS: Only records were 3 at Site 72 — 1 bird in Sep and Nov and 2 birds in Mar.

Misc: 1 breeding record — dy/17 Feb LGin GrJ12 (LaJ). 8 other records scattered through year.

Golden Whistler *Pachycephala pectoralis*

C.BR

GBS: Recorded at 54 sites (85%) but only at 4 sites in Nov to Feb inclusive. Abundance (A) increasing to 0.18 from 0.14 last year and 0.15 and 0.17 in the years before that.

MFS: Recorded at 7 sites in Sep. Not recorded in Nov or Dec. Then again recorded at 6 sites in Mar and 4 in Jun. All except 2 records were of single birds.

Misc: 36 non-breeding records through the year.

Rufous Whistler *Pachycephala rufiventris*

C.BR

GBS: Again recorded from half the sites with abundance at the same level as last year, down on the previous two years. Fewer records in Jul, Aug and Jun.

MFS: Recorded at 16 sites in Sep, 33 sites in Nov, 31 sites in Dec and 8 in Mar. No records in Jun.

Misc: 1 breeding record — dy/17 Feb Newline Quarry GrM I4 (WiS). 64 other records but only one record in Jul, none in Aug, 2 in Apr and none in May and Jun.

Grey Shrike-thrush *Colluricincla harmonica*

C.BR

GBS: Recorded from half the sites with less records in summer months. Abundance A=0.08 same as last year but down on 0.11 of previous years.

MFS: Recorded at 13 sites in Sep, 11 in Nov, 5 in Dec, 3 in Mar and 7 in Jun. Records were mainly of single birds.

Misc: 2 breeding records — nb/14 Oct Campbell Pk GrM13 (FyM), dy/12 Apr Shepherds Lookout GrH 12 (CIG). 63 other records in all months except Dec.

FLYCATCHERS

Leaden Flycatcher *Myiagra rubecula*

C.BM

GBS: Recorded from 11 sites (21%). First for year 1/3wk Sep Cook GrJ13 (DaB) and last 4/2wk Apr O'Connor GrK13 (Bal). Abundance (A) of 0.05 up from 0.02 of last two years and also above 0.04 of the three years before that.

MFS: Only recorded in Nov (13 sites) and Dec (15 sites). 5 reports of breeding — Nov: on/Site 56, on/Site 60, cf/Site 75; Dec: dy/Site 60, on/Site 65.

WBS: 1/5 Oct LGeoN GrR6 (LeM).

Misc: 2 out-of-season records — 2/10 Jul Mt Rogers GrJ11 (BIR), 1/10 May Lighthouse Ck GrQ21 (BrM). Otherwise 28 records in the period 9 Oct to 26 Mar, including 3 breeding — nb/7 Nov Black Mtn GrK13, ny/11 Dec Aranda Bushland GrJ13 (both ScA) and dy/22 Jan Mulligans Flat GrL11 (BoJ).

Satin Flycatcher *Myiagra cyanoleuca* C.BM

GBS: Recorded from 2 sites. 1/4wk Oct Ainslie GrL13 (LeM) and 9 sightings between 1wk Oct and 3wk Dec Aranda GrJ13 (GeJ).

Misc: 3 records — 1/3 Oct Weetangera GrJ13 (FyM), 3/11 Oct Mulligans Flat GrL11 (OvA), 1/2 Nov Mt Majura GrM12 (AvJ).

Restless Flycatcher *Myiagra inquieta* U.BR

GBS: 8 records from 2 sites.

MFS: 2 birds at Site 14 in Sep and 1 bird at Site 75 in Mar.

Misc: 2 breeding records — dy/10 and 22 Jan Mulligans Flat GrL11. 6 other records.

Magpie-lark *Grallina cyanoleuca* C.BR

GBS: Recorded at all sites with breeding at 19 (36%). Abundance (A=2.27) down from 2.68 and 2.62 of last two years, possibly due to group size dropping to 2.8 from 3.2. First breeding nb/3wk Aug Curtin GrJ14 (AJR), last breeding dy/2wk Feb at Lyneham GrK13 (McI) and at Watson GrLI2 (MuT).

MFS: Up to 4 birds recorded at 8 sites in Sep, 10 in Nov, 9 in Dec, 7 in Mar and 3 in Jun. Only breeding record nb at Site 64 in Sep (LiB).

WBS: 5 records, through the year, of small numbers up to 10 (CrI, LeM, DoM).

Misc: 90 non-breeding records. 6 breeding records, first ne/14 Oct Kellys Swamp GrL I4 (WiS), last dy/12 Jan ANU GrK13 (McI).

Rufous Fantail *Rhipidura rufifrons* U.BM

GBS: 4 records from 3 sites. 4wk Oct, 1wk Nov and 2 records in 1wk Mar.

Misc: 1 breeding record — ne/1 Feb Tidbinbilla GrF18 (TaJ). 8 other records between 1/9 Oct ANBG GrK13 (NiJ) and 3/29 Mar ANBG GrK13 (LaJ).

Grey Fantail *Rhipidura fuliginosa* C.BR

GBS: Recorded from 47 sites (90%) with breeding at 2. Abundance (A) increased to 0.48 from last years 0.32.

This is the highest since the survey began. Breeding records — dy/1wk Feb Weetangera GrJ12 (WoD) and dy/2wk Feb Cook GrJ13 (TaN).



MFS: Recorded at 28 sites in Sep, 18 sites in Nov, 20 sites in Dec and 29 sites in Mar. No records in Jun.

Normally in small numbers (1 to 6) but 1 record of 25 at Site 6 in Mar. Only 1 breeding record dy/Site 2 in Dec (TaN).

Misc: 103 records including 2 breeding — on/22 Nov O'Malley GrK15 (FoA), cf/4 Jan Googong GrO16 (McD). Very few records in winter — none in Jul, 1 in Aug, 1 in Jun.

Willie Wagtail *Rhipidura leucophrys* C.BR

GBS: Recorded from 41 sites (79%) with breeding at 2. Abundance (A=0.27) similar to last two years (0.26, 0.28) but still down on levels of the previous five years (0.4). Breeding records — ny/4wk Oct to 3wk Nov then dy until 3wk Dec and dy/5wk Jan Watson GrL12 (MuT), on/2wk Jan to 4wk Jan Pearce GrK15 (KrS).

MFS: Recorded at 5 sites in Sep, 3 in Nov, 8 in Dec, 3 in Mar and 1 in Jun. Maximum number of birds at one site was 3.

WBS: 4 records — 2/2 Aug, 5/22 Sep and 3/22 Feb LBth Morass GrZ8 and 2/1 Feb LBth E basin GrY8 (LeM, DoM).

Misc: 80 records but few in winter 2 in Jul, 3 in Aug, nil in Jun. 5 breeding records, first on/20 Oct Scullin GrI12 (CIG) and last ny/ 24 Dec Jerrabomberra Estate GrM16 (LuM).

CUCKOO-SHRIKES AND ALLIES**Black-faced Cuckoo-shrike** *Coracina novaehollandiae* C.BR

GBS: All values except number of weeks seen (W) slightly lower than those recorded in 1996-97, with a drop in records during Apr—Aug. Breeding recorded from 2 sites: dy/3wk Jan Yarralumla GrK14 (CCR), dy/3 and 4wk Jan Cook GrJ13 (TaN).

MFS: 49 non-breeding records. No records from the Jun survey.

WBS: 1 non-breeding record from LBth.

Misc: 49 non-breeding records between Jul and Apr (no records for Aug, May or Jun). 1 breeding record: ne/2 Nov Mt Majura GrM12 (AvJ).

White-bellied Cuckoo-shrike *Coracina papuensis* R.Va

Misc: 1/12 Aug ANBG GrK13 (NiJ), 1/20 Aug Weetangera GrJ13 (FyM). Also 4 unconfirmed records.

Cicadabird *Coracina tenuirostris* U.M

Misc: 1/3 Jan Mt Ainslie GrL13 (LeM).

White-winged Trifler *Lalage sueurii* U.BM

GBS: 2/2wk and 3wk Oct, 1/4wk Oct Aranda GrK13 (KuR).

MFS: 4 records of single birds from the Nov survey and 7 records of 1 or 2 birds from the Dec survey.

Misc: 14 non-breeding records between Sep and Feb. 5 breeding records: ne/18 Nov and on/1 Dec Campbell Pk GrM13 (WiS), on/4 Dec Campbell Pk GrM13 (HaG), ne/19 Nov and dy/27 Dec The Pinnacle GrJ13 (GoP).

ORIOLE

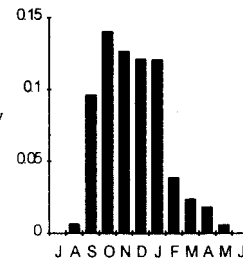
Olive-backed Oriole *Oriolus sagittatus*

U.BM

GBS: Records of 1 or 2 birds from 24 sites. First 1/4wk Aug Curtin GrJ14 (MoM3), last 1/4wk May Charnwood Grill (PrJ).

MFS: 32 non-breeding records of 1 or 2 birds from the Sep (12), Nov (7) and Dec (13) surveys.

Misc: 22 non-breeding records between Sep and Feb. 3 breeding records: on/1 Dec Hughes GrK15 (TaJ), nb/4 Dec Campbell Pk GrM13 (HaG), dy/20 Dec Mt Majura GrM12 (BrM).



WOODSWALLOWS, BUTCHERBIRD, MAGPIE AND CURRAWONGS

White-browed Woodswallow *Artamus superciliosus*

U.BM

GBS: 14/1wk Oct and 5/4wk Oct Cook GrJ13 (TaN).

MFS: 25/28 Sep Site 22 GrM10 (AvJ).

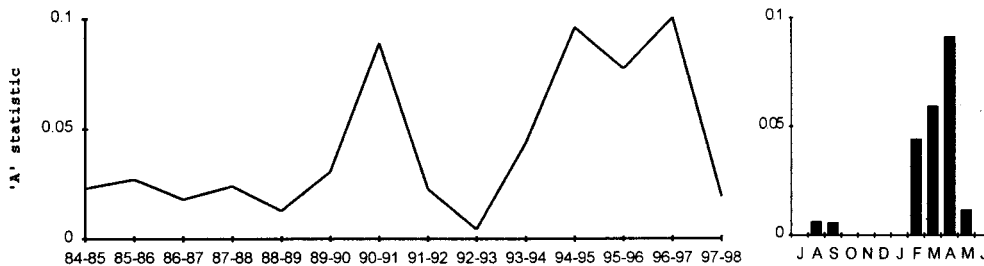
WBS: 18/24 Nov LGeoS GrR11 (LeM).

Misc: 100/1 Oct and 200/27 Oct ANBG GrK13 (NiJ), X/24 Oct Aranda GrJ13 (TaN), 5/9 Nov Mulligans Flat GrM10 (TaN) and 12/21 Mar Shannons Flat GrG29 (FrI).

Dusky Woodswallow *Artamus cyanopterus*

C.BN

GBS: Values for this species continue to fluctuate, with all statistics well down on those of 1996-97. Scattered records from 7 sites: first 1/4 wk Aug Curtin GrJ 14 (AJR), last 2/2wk May Aranda GrJ 13 (HaK).



MFS: 10 non-breeding records, Sep (3), Nov (3) Mar (3) and Jun (1) surveys.

Misc: 43 non-breeding records between Jul and May. 3 breeding records.

Grey Butcherbird *Cracticus torquatus*

U.BR

GBS: Non-breeding records of single birds at 8 sites. No records 3wk Aug to 4wk Jan.

MFS: 19 non-breeding records and 2 breeding records: cf/28 Sep Site 65 GrL1 1 (LiB), dy/14 Dec Site 13 GrL11 (NeC).

WBS: 1/2 Aug Morass GrZ8 (LeM).

Misc: 16 non-breeding records, 1 breeding record: nb/14 Sep Mulligans Flat GrL11 (FyM).

Australian Magpie *Gymnorhina tibicen*

C.BR

GBS: Values largely unchanged, as in previous years. Group size usually ranges between 1 to 10 birds, but flocks of up to 30 individuals recorded during winter at Curtin GrJ14 (AJR). Breeding data also similar to previous years. Breeding recorded from 19 sites. First n/3wk Jul Cook GrJ13 (TaN), last n/3wk Oct Deakin GrK14 (RoD). First dy/1 wk Oct Cook GrJ13 (TaN) and Holder GrJ 15 (AsM), last dy/5wk Jan Holder GrJ 15 (AsM).

MFS: 122 non-breeding records, 3 breeding records.

WBS: 15 non-breeding records from LBth.

Misc: 133 non-breeding records, 12 breeding records including nb/26 Mar Hughes GrK15 (JoD).

Pied Currawong *Strepera graculina*

C.BR

GBS: Values similar to those of previous years, with all except distribution (F) and number of weeks seen (W) slightly higher. Breeding recorded from 24 sites. First n/1wk Aug Farrer GrK16 (ReD), last n/2wk Dec Queanbeyan GrN15 (RuB). First dy/2wk Oct Farrer GrK16 (ReD), last dy/5wk Jan Kambah GrJ16 (McD).

MFS: 25 non-breeding records.

Misc: 102 non-breeding records. 5 breeding records including ny/20 Oct Boulevard, Civic GrL13 (CIG).

Grey Currawong *Strepera versicolor*

C.BR

GBS: All values slightly higher after a drop in 1996-97. Recorded from 19 sites, with more or less regular records from 3. Breeding recorded from 1 site: dy/4 and 5wk Jan Cook GrJ13 (TaN).

MFS: 25 non-breeding records and 1 breeding record: cf/28 Sep Site 62 GrL11 (LiB).

Misc: 22 non-breeding records and 1 breeding record: dy/18 Jan Jerrabomberra Estate GrM 16 (LuM).

RAVENS**Australian Raven** *Corvus coronoides*

C.BR

GBS: Values similar to 1996-97, but abundance (A) and recording rate (R) slightly lower. Breeding recorded from 8 sites, with early records of nest building activity in the first 3 weeks of Jun in Cook, Deakin and Kambah. Also nb/2wk and 3wk Jun, co/4wk Jun Reid GrL13 (CaJ).

MFS: 65 non-breeding records.

WBS: 4 non-breeding records from LBth.

Misc: 108 non-breeding records, 2 breeding records.

Little Raven *Corvus mellori*

U.BR

GBS: Recorded from 9 sites during Nov to May.

WBS: 17 non-breeding records from LBth. and 1 breeding record: on/22 Sep LBth GrY8 (LeM).

MFS: 4 non-breeding records in Nov and Dec.

Misc: 13 non-breeding records.

CHOUGH

White-winged Chough *Corcorax melanorhamphos* C.BR

GBS: Values continue to fluctuate, with all values except group size (G) lower than in 1996-97, following a rise in most values in 1995-96. Breeding recorded from 1 site near bushland (Bruce).

MFS: 39 non-breeding records and 1 breeding record: on/9 Nov Site 60 GrL 10 (BoJ).

Misc: 31 non-breeding records and 2 breeding records: ny/25 Sep Boulevard, Civic GrL13 (CIG) and on/ 14 Oct Campbell Pk GrM 13 (FyM).

BOWERBIRD

Satin Bowerbird *Ptilonorhynchus violaceus* U.BR

GBS: Recorded from 7 sites in the Weston Creek/Woden/Tuggeranong area and 2 sites in Yarralumla/Deakin. All values except recording rate (R) have fallen slightly from 1996-97.

Misc: Only 1 non-breeding record: 4/22 Feb Tallaganda SF GrW19 (NM). See also Holland 1999.

LARKS

Skylark *Alauda arvensis* C.BR

GBS: Recorded 27 times in the year, in numbers up to 12 at one site in Curtin GrJ14 (AJR).

Misc: 9 non-breeding records.

WBS: 14 records at LBth in all months up to Feb, largest number 54/29 Aug GrY8.

PIPIT

Richards Pipit *Anthus novaeseelandiae* C.BR

GBS: Recorded 18 times at one site with fewer records in summer and 3 times at another site.

MFS: 1 bird at Site 51 in Sep.

WBS: 12 records at LBth in all months up to Feb, largest number 18/30 Dec.

Misc: Single breeding record — on/31 Oct UNIC GrJ12 (CIN). 14 other records but none in winter months of Jul, Aug or Jun.

SPARROW AND GRASS-FINCHES

House Sparrow *Passer domesticus* C.BR

GBS: The value of abundance (A=6.4388) up from last year (5.2053), slightly reversing a long term decline. Breeding recorded at 6 sites.

Misc: Only 20 non-breeding records and NO breeding records!

Zebra Finch *Taeniopygia guttata*

R.Vi

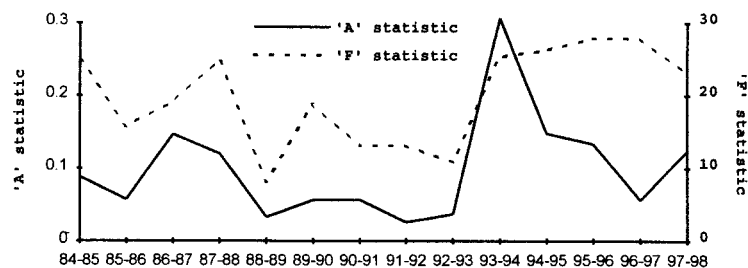
GBS: 1/4wk Jan Curtin GrJ14 (AJR).

Double-barred Finch *Taenionpygia bichenovii*

U.BR

GBS: Abundance

(A=0.1242) well up from last year (A=0.0559). This continues the pattern of fluctuating abundance values over the years. Distribution (F) has



also varied although

no apparent relationship with changes in abundance.

Misc: 26 non-breeding records all months except Oct. 4 breeding records, 3 from Jerrabomberra Estate GrM16 (same event?) and one from Molonglo Gorge GrO15.

Red-browed Finch *Neochmia temporalis*

C.BR

GBS: Abundance (A=0.4673) down from last year (A=0.5285).

Misc: 38 non-breeding records. One breeding record — dy/27 Sep O'Malley woodlands GrK15 (FoA).

Diamond Firetail *Stagonopleura guttata*

U.BR

GBS: Recorded from one rural site: 2/3wk Feb Sutton Rd GrO12 (ScG).

Misc: 14 records all during the months Jul to Feb. 2 breeding records from The Pinnacle GrJ13: nb/17 Oct and cf/6 Nov (both GoP).

FINCHES

European Greenfinch *Carduelis carduelis*

U.BR

Misc: 8 records, 5 of which were from Jerrabomberra Wetlands NP (GrL14). Others from Angle Crossing GrK21, Barton GrL14 and Ainslie GrL13.

European Goldfinch *Carduelis chloris*

C.BR

GBS: Abundance similar to last year. Recorded at 37% of sites.

WBS: 7 records from LBth GrY8.

Misc: 37 non-breeding records.

MISTLETOEBIRD

Mistletoebird *Dicaeum hirundinaceum*

C BR

GBS: Recorded from 8 sites. First 1wk Sep, last 2wk Jun both O'Connor GrK13 (Bal).

MFS: 16 records in Nov (6), Dec (9) and Mar (1).

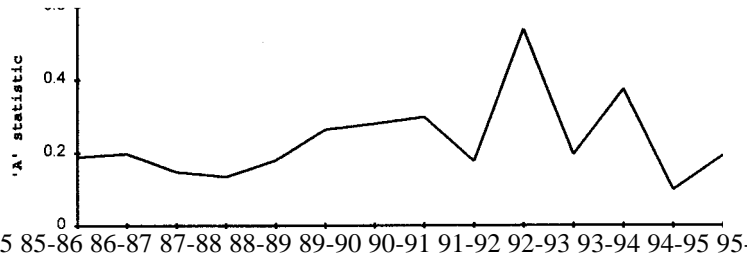
Misc: 26 records. First 1/10 Aug Campbell Pk GrM13 (LeM), last 1/22 Mar Tharwa sandwash GrK 19 (McD No breeding record)

SWALLOWS AND MARTINS

Welcome Swallow *Hirundo neoxena*

BR

GBS: Records from 15 sites. Abundance (A=0.19) up again but still well down on 1995-96 (0.37) and 1993-94 (0.5384). Fewer records in winter (Jul, May, Jun) but 84-85 85-86 86-87 87-88 88-89 89-90 90-91 91-92 92-93 93-94 94-95 95-96 96-97 97-98



some birds present in all months.

MFS: 1 or 2 birds recorded at 1 site in Dec, 3 in Mar, 1 in Jun.

WBS: 9 records at LBth up to 22 Feb — no records after that. Largest number 32/30 Dec LBth E basin GrY8. Also 27/6 Sep LGeoS GrR11.

Misc: 2 breeding records — nb/20 Sep Glenleigh GrI1 (CIG), ny/ Murrumbidgee golf course GrI16 (WrH). 49 other records scattered though year but fewer in winter.

Tree Martin *Hirundo nigricans*

C.BM

GBS: 15 records from 6 sites in all months except May and Jun.

MFS: 4 birds at Site 72 in Sep and 2 birds at Site 75 in Mar.

WBS: 5 records, up to 4 birds from Aug to Feb at LBth GrY8 (CrI, LeM, HoT, DoM). **Misc:** 15 records including 3 breeding — on/11 Nov, ih/19 Nov and dy/17 Feb all at Newline Quarry GrM14. No records in Jul or Mar to Jun inc.

Fairy Martin *Hirundo ariel*

U.BM

Misc: Present (1 to 5 birds) 25 Jan at Tin Hut GrO19 (SmR).

OLD WORLD WARBLERS

Clamorous Reed-Warbler *Acrocephalus stentoreus*

C.BM

Misc: 9 non-breeding records between Dec and Mar.

Little Grassbird *Megalurus gramineus*

U.BR

Misc: 2 non-breeding records, both from Jerrabomberra Wetlands NP GrL14.

Rufous Songlark *Cincloramphus mathewsi*

U.BM

MFS: 2 birds at Site 72 in Nov. 1 bird at Site 14 in Nov and Dec and at Site 64 in Dec.

WBS: 2 non-breeding records from LBth in Oct.

Misc: 6 non-breeding records during Oct and Nov.

Brown Songlark *Cincloramphus cruralis*

R.BM

WBS: 3 records from LBth GrY8 — 1/27 Oct (LeM), 2/23 and 2/24 Nov (HoT, LeM).

Golden-headed Cisticola *Cisticola exilis*

U.BR

GBS: 1/2wk Jul Curtin GrJ14 (AJR).

Misc: 6 non-breeding records in Sep (2), Dec (1), Jan (1) and Jun (2).

SILVEREYE

Silvereye *Zosterops lateralis*

C.BR

GBS: Abundance (A=6.4582) similar to last year. Recorded at all sites. 3 breeding records.

MFS: 1 record of 3 birds in Sep and 6 records of 1 to 6 birds in Mar.

Misc: 49 records, no breeding records.

THRUSHES

Common Blackbird *Turdus merula*

C.BR

GBS: Abundance similar to last year. Recorded at 94% of sites. Breeding recorded from 6 of them.

Misc: 28 records, throughout the year. No breeding records.

Bassian Thrush *Zoothra lunulata*

U.BR

GBS: 1/ 2wk Feb and 4wk Mar Charnwood Grl 11 (PrJ).

Misc: 5 non-breeding records, including 3 in the ANBG GrK13.

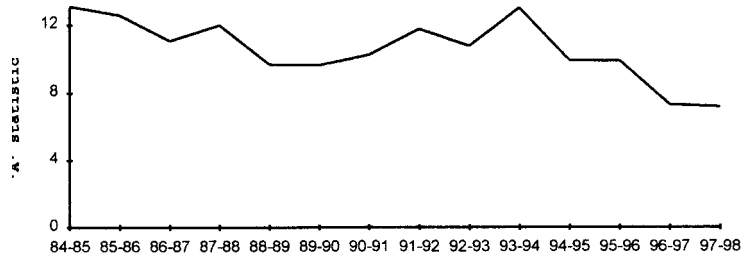
STARLINGS

Common Starling *Sturnus vulgaris*

C.BR

GBS: Abundance (A=7.177) fell again, continuing the decline since the peak of 1993-94 (A=13.0042) and is now at a level well below the average figure for the years since 1984-85 (A=10.6756).

the first time since the beginning of the survey the Common Starling was displaced as the most abundant species. Records from 98% of sites. Breeding recorded at



10 sites.

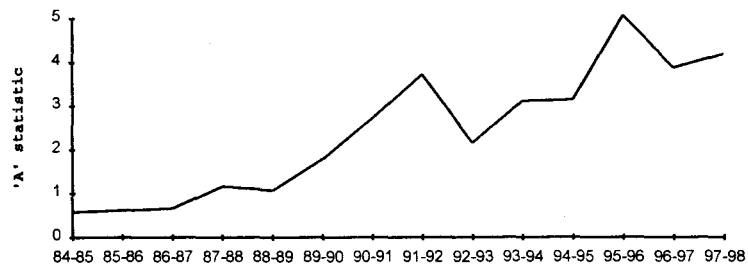
MFS: 14 records.

WBS: 8 records. Regularly sighted around LBth (GrY8).

Misc: 85 non-breeding records. 6 breeding records.

Common Mvna *Acridotheres tristis*.RR

GBS: Abundance
(A=4.1941) up from
last year but still
below the peak of
1995-96
(A=5.0870).
Distribution (F=96.2)
rose to the highest
level since
the survey began.



Breeding recorded at 7 sites.

Misc: 51 non-breeding records. 4 breeding records.

Appendix 3. Values of A, F, W, R and G for 1 July 1997 to 30 June 1998, with percentage change compared with previous year

Species	A	dA%	F%	dF%	W	dW%	R%	dR%	G
Galah	7.3011	32.5	100.0	0.0	52	0.0	82.0	6.1	8.9
Common Starling	7.1770	-1.7	98.1	8.1	52	0.0	62.6	3./	11.5
Silvereye	6.4582	-2.9	100.0	0.0	52	0.0	70.2	2.1	9.2
House Sparrow	6.4388	23.7	94.2	-1.2	52	0.0	75.1	12.7	8.6
Sulphur-crested Cockatoo	6.0515	0.2	98.1	-1.9	52	0.0	81.8	-1.8	7.4
Common Myna	4.1941	8.0	96.2	3.4	52	0.0	67.9	9.1	6.2
Crimson Rosella	3.9093	7.9	100.0	0.0	52	0.0	90.6	3.0	4.3
Pied Currawong	3.8628	1.6	100.0	0.0	52	0.0	86.5	1.2	4.5
Australian Magpie	3.0163	12.8	100.0	0.0	52	0.0	88.9	8.5	3.4
Red Wattlebird	2.3819	5.9	98.1	-1.9	52	0.0	82.8	-1.5	2.9
Australian King-Parrot	2.3418	20.0	92.3	13.4	52	0.0	53.5	16.6	4.4
Magpie-lark	2.2677	-8.3	100.0	2.4	52	0.0	81.4	3.7	2.8
Yellow-faced Honeyeater	2.1056	-12.3	94.2	15.8	52	18.2	25.0	20.3	8.4
Common Blackbird	1.7499	-1.0	94.2	-1.2	52	0.0	79.8	4.9	2.2
Rock Dove	1.6442	23.5	51.9	11.6	52	0.0	21.1	7.6	7.8
Eastern Rosella	1.6348	14.4	100.0	2.4	52	0.0	62.0	7.8	2.6
Yellow-rumped Thornbill	1.4745	-6.2	88.5	0.1	52	0.0	37.2	-5.0	4.0
Crested Pigeon	1.2325	47.6	82.7	-1.2	52	0.0	44.6	24.5	2.8
Straw-necked Ibis	1.1869	26.9	42.3	7.0	48	45.5	5.9	36.0	20.2
Australian Raven	1.1725	-5.3	98.1	0.4	52	0.0	54.0	-1.9	2.2
Superb Fairy-wren	1.0709	1.2	86.5	9.5	52	0.0	32.7	-7.0	3.3
Gang-gang Cockatoo	1.0325	44.6	78.8	2.7	52	0.0	29.8	25.6	3.5
Noisy Friarbird	0.9056	3.0	100.0	7.5	38	-13.6	37.9	-4.0	2.4
Spotted Pardalote	0.7919	108.9	96.2	29.2	52	0.0	37.7	54.7	2.1
Eastern Spinebill	0.6962	5.7	98.1	0.4	52	0.0	42.6	9.1	1.6
Australian White Ibis	0.6280	555.9	19.2	18.1	31	72.2	1.7	25.8	37.6
Striated Thornbill	0.5661	206.3	61.5	55.7	48	6.7	10.9	74.7	5.2
Striated Pardalote	0.5350	43.0	82.7	7.8	52	0.0	23.7	0.6	2.3
Grey Fantail	0.4817	46.3	90.4	5.0	52	0.0	29.2	43.6	1.7
Red-browed Finch	0.4673	-11.6	44.2	-9.4	51	4.1	9.4	17.6	5.0
Weebill	0.4510	54.1	57.7	12.8	52	4.0	17.7	33.3	2.6
White-throated Needletail	0.4023	369.0	25.0	-2.3	13	18.2	1.1	-2.1	37.1
Brown Thornbill	0.3770	25.0	65.4	27.8	52	4.0	18.6	22.7	2.0
White-naped Honeyeater	0.3603	8.1	44.2	0.1	28	7.7	6.0	37.3	6.0
Black-faced Cuckoo-shrike	0.3246	-18.3	88.5	-9.4	52	0.0	23.3	-16.3	1.4
European Goldfinch	0.2682	-3.1	36.5	4.7	52	18.2	5.6	7.6	4.8
Willie Wagtail	0.2650	2.3	78.8	-3.1	52	0.0	21.8	7.4	1.2
Little Raven	0.2573	615.4	17.3	86.1	15	15.4	1.0	31.8	27.1
Red-rumped Parrot	0.2519	9.7	42.3	39.9	49	0.0	6.0	-2.1	4.2

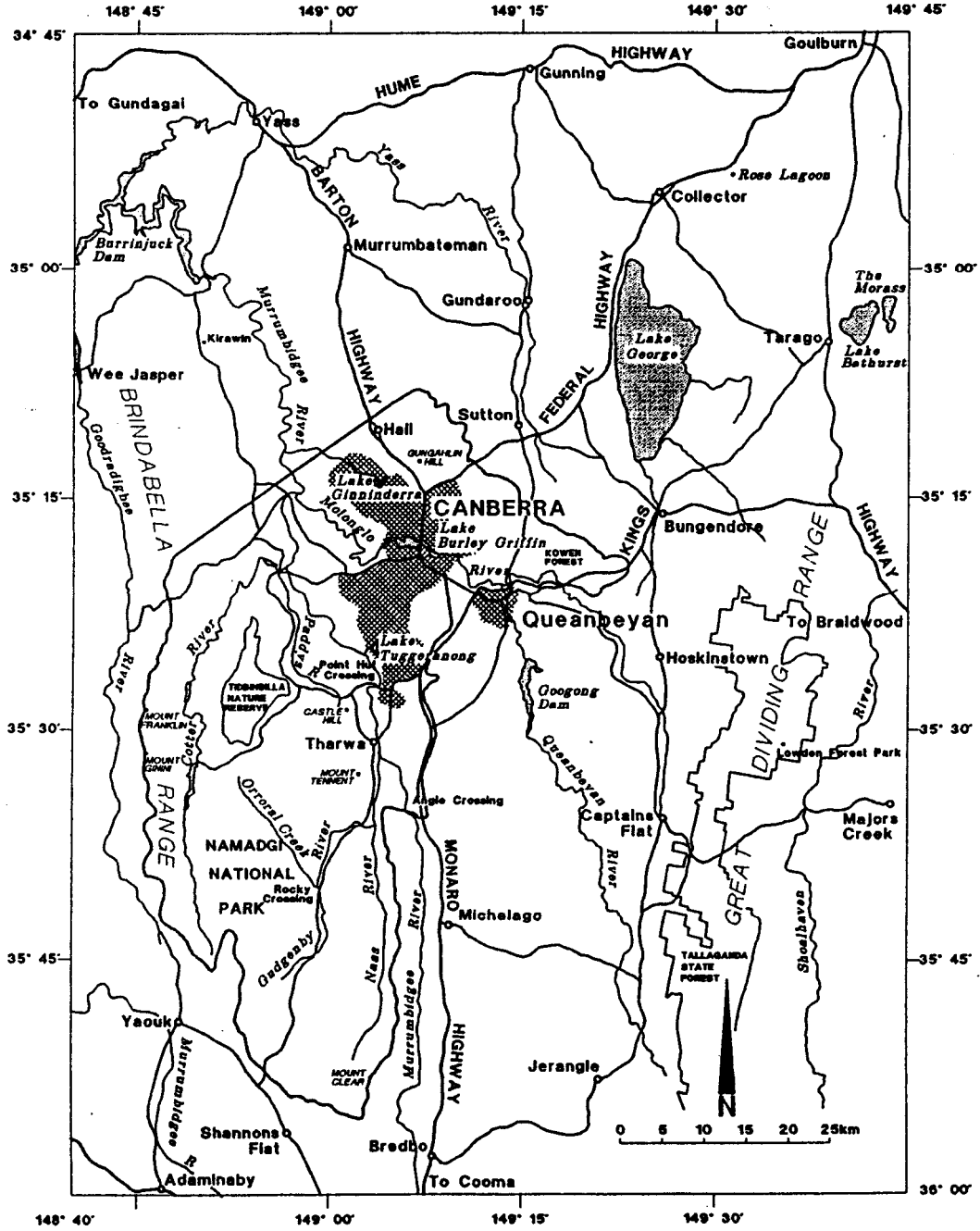
Species	A	dA%	F%	dF%	W	dW%	R%	dR%	G
White-winged Chough	0.2483	-29.3	23.1	-33.9	39	-13.3	3.1	-38.4	8.1
Australian Wood Duck	0.2348	103.0	25.0	-17.3	47	51.6	4.7	8.8	5.0
Laughing Kookaburra	0.2302	-19.1	69.2	10.3	52	0.0	14.5	-9.1	1.6
Silver Gull	0.2262	717.4	3.8	65.4	3	200.0	0.1	144.7	167.0
Welcome Swallow	0.1928	95.7	28.8	55.1	46	4.6	4.8	37.3	4.0
Golden Whistler	0.1783	29.9	84.6	25.5	49	32.4	15.1	23.3	1.2
Satin Bowerbird	0.1643	-15.4	17.3	-25.6	51	2.0	6.0	-1.4	2.7
White-eared Honeyeater	0.1621	25.2	59.6	11.5	50	-2.0	11.7	17.8	1.4
White-plumed Honeyeater	0.1494	196.7	51.9	48.9	36	24.1	7.0	109.4	2.2
White-browed Scrubwren	0.1377	1.2	36.5	12.2	52	4.0	8.6	1.3	1.6
Buff-rumped Thornbill	0.1359	60.5	19.2	18.1	46	43.8	4.3	47.8	3.1
Double-barred Finch	0.1242	122.1	23.1	-17.3	44	120.0	3.7	130.7	3.4
Noisy Miner	0.1196	-3.9	21.2	51.6	47	-9.6	3.9	-20.3	3.1
Pacific Black Duck	0.1133	-6.1	7.7	65.4	40	-2.4	2.4	-10.1	4.7
New Holland Honeyeater	0.1029	38.8	17.3	48.9	42	23.5	3.9	47.9	2.6
Grey Currawong	0.0971	16.2	36.5	12.2	48	9.1	8.8	14.5	1.1
Fuscous Honeyeater	0.0948	403.9	36.5	42.8	27	50.0	3.6	130.2	2.7
Masked Lapwing	0.0849	23.7	38.5	-8.1	45	7.1	5.5	36.3	1.5
Grey Shrike-thrush	0.0804	6.0	46.2	10.3	49	8.9	7.4	11.7	1.1
Yellow-tailed Black-Cockatoo	0.0632	52.3	7.7	-44.9	13	62.5	0.8	83.6	7.8
Olive-backed Oriole	0.0591	-3.7	46.2	-9.8	32	-3.0	5.7	-4.8	1.0
Rufous Whistler	0.0515	2.2	51.9	6.3	44	4.8	4.9	9.8	1.1
Southern Boobook	0.0488	11.5	44.2	-9.4	42	0.0	4.5	4.9	1.1
Skylark	0.0474	-65.9	1.9	-17.3	27	-25.0	1.2	-38.8	3.9
Scarlet Robin	0.0465	16.7	36.5	30.9	28	27.3	2.9	2.0	1.6
Leaden Flycatcher	0.0456	101.0	21.2	30.0	28	47.4	3.2	96.9	1.4
Australian Hobby	0.0451	36.0	42.3	1.1	43	26.5	4.2	50.4	1.1
Dollarbird	0.0402	21.0	32.7	40.6	24	14.3	2.5	28.2	1.6
White-throated Treecreeper	0.0388	-22.1	17.3	6.3	33	-25.0	3.6	-20.4	1.1
Mistletoebird	0.0330	35.4	15.4	32.3	37	42.3	3.3	35.4	1.0
Little Corella	0.0280	181.0	19.2	106.7	20	150.0	1.2	135.7	2.4
Tree Martin	0.0280	2429.0	11.5	396.2	12	500.0	0.7	511.9	4.1
Speckled Warbler	0.0230	278.2	5.8	-17.3	21	250.0	1.2	253.5	2.0
Wedge-tailed Eagle	0.0221	48.1	13.5	-17.3	19	11.8	1.1	13.3	2.0
Australian Pelican	0.0208	-52.5	13.5	-27.6	15	15.4	0.7	-23.2	2.9
White-faced Heron	0.0208	-55.9	9.6	-40.9	32	-13.5	1.8	-37.6	1.2
Varied Sittella	0.0199	88.9	7.7	-17.3	7	40.0	0.4	30.5	5.5
Collared Sparrowhawk	0.0190	-4.8	23.1	-17.3	32	33.3	1.9	-7.1	1.0
Dusky Woodswallow	0.0190	-81.2	13.5	-35.7	10	-23.1	0.6	-51.8	3.2
Brown-headed Honeyeater	0.0181	-1.1	11.5	24.0	11	22.2	0.6	6.1	3.1
Richard's Pipit	0.0158	-66.0	3.8	65.4	21	0.0	1.0	-18.4	1.7
Common Bronzewing	0.0153	-58.6	11.5	-38.0	25	-39.0	1.4	-54.7	1.1

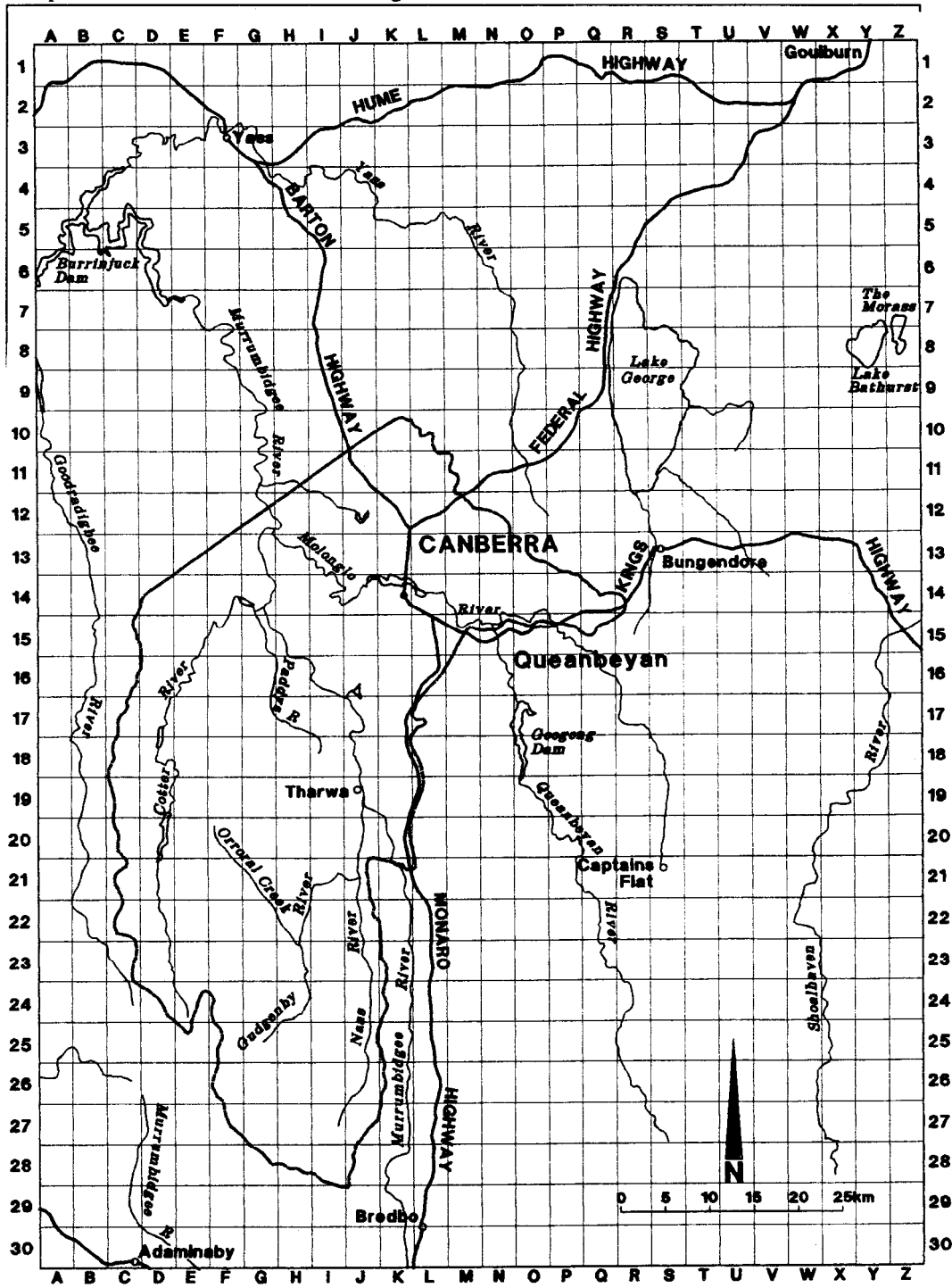
Species	A	dA%	F%	dF%	W	dW%	R%	dR%	G
Yellow-tufted Honeyeater	0.0153	113.4	3.8	-17.3	10	25.0	0.5	-9.4	3.4
Brown Goshawk	0.0135	28.8	28.8	37.8	25	47.1	1.4	28.8	1.0
Rainbow Lorikeet	0.0135	-25.8	9.6	-17.3	14	-22.2	0.7	-41.7	2.0
Flame Robin	0.0135	-33.9	3.8	-44.9	6	-50.0	0.3	-56.1	4.3
Rose Robin	0.0135	-28.0	11.5	-29.1	17	-29.2	1.2	-33.3	1.1
Nankeen Kestrel	0.0122	-21.3	21.2	81.9	23	-11.5	1.2	-24.3	1.0
Pallid Cuckoo	0.0113	36.0	17.3	-7.0	16	14.3	1.1	36.0	1.0
Crescent Honeyeater	0.0113	-53.7	9.6	-31.1	15	-6.3	0.9	-50.0	1.3
Black-shouldered Kite	0.0104	-54.2	7.7	-33.9	20	-33.3	1.0	-45.6	1.1
Peregrine Falcon	0.0095	42.8	11.5	-0.8	19	58.3	0.9	36.0	1.1
Shining Bronze-Cuckoo	0.0090	443.9	13.5	93.0	10	233.3	0.8	389.5	1.1
Grey Teal	0.0086	NA	1.9	NA	8	NA	0.4	NA	2.4
Brown Falcon	0.0086	-29.5	15.4	65.4	17	-5.6	0.8	-26.6	1.1
White-browed Woodswallow	0.0086	NA	1.9	NA	2	NA	0.1	NA	9.5
Yellow Thornbill	0.0068	104.0	9.6	3.4	8	60.0	0.4	30.5	1.9
Western Gerygone	0.0063	3.8	7.7	10.3	12	20.0	0.6	3.8	1.0
Rainbow Bee-eater	0.0059	-33.7	1.9	-72.4	1	-75.0	0.1	-79.6	13.0
Hooded Robin	0.0059	960.5	3.8	65.4	7	600.0	0.3	471.1	1.9
Grey Butcherbird	0.0059	165.1	15.4	65.4	12	200.0	0.6	165.1	1.0
Great Cormorant	0.0054	-24.7	5.8	24.0	3	-25.0	0.1	-38.8	4.0
Tawny Frogmouth	0.0054	879.0	7.7	230.8	10	900.0	0.5	715.8	1.2
Restless Flycatcher	0.0050	79.5	3.8	-44.9	8	60.0	0.4	30.5	1.4
White-throated Gerygone	0.0045	-25.8	15.4	-5.5	9	0.0	0.5	-25.8	1.0
Satin Flycatcher	0.0045	104.0	3.8	-44.9	10	150.0	0.5	104.0	1.0
Little Black Cormorant	0.0041	-47.6	1.9	-17.3	4	300.0	0.2	226.3	2.3
Sacred Kingfisher	0.0036	-27.5	11.5	-17.3	7	-22.2	0.4	-27.5	1.0
Little Eagle	0.0032	-42.9	7.7	-17.3	5	-50.0	0.3	-42.9	1.0
Fan-tailed Cuckoo	0.0032	-4.8	5.8	-17.3	7	16.7	0.3	-4.8	1.0
Eastern Yellow Robin	0.0032	-48.1	1.9	-58.7	7	-30.0	0.3	-42.9	1.0
Horsfield's Bronze-Cuckoo	0.0027	144.7	11.5	148.1	5	150.0	0.3	144.7	1.0
White-winged Triller	0.0023	104.0	1.9	-17.3	3	50.0	0.1	22.4	1.7
Mallard	0.0018	-18.4	1.9	-17.3	4	0.0	0.2	-18.4	1.0
Rufous Fantail	0.0018	63.2	5.8	24.0	3	50.0	0.2	63.2	1.0
Little Pied Cormorant	0.0014	-18.4	1.9	-17.3	3	0.0	0.1	-18.4	1.0
Yellow-billed Spoonbill	0.0014	NA	3.8	NA	3	NA	0.1	NA	1.0
Whistling Kite	0.0014	22.4	1.9	-17.3	2	0.0	0.1	-18.4	1.5
White-bellied Sea-Eagle	0.0009	63.2	1.9	-17.3	2	100.0	0.1	63.2	1.0
Brush Cuckoo	0.0009	63.2	3.8	65.4	2	100.0	0.1	63.2	1.0
Diamond Firetail	0.0009	-93.7	1.9	-17.3	1	-87.5	0.1	-89.8	2.0
Bassian Thrush	0.0009	-45.6	1.9	-58.7	2	-33.3	0.1	-45.6	1.0
Stubble Quail	0.0005	-88.4	1.9	-17.3	1	-80.0	0.1	-83.7	1.0
Royal Spoonbill	0.0005	-18.4	1.9	-17.3	1	0.0	0.1	-18.4	1.0

Species	A	d A %	F %	d F %	W	d W %	R %	d R %	G
Cockatiel	0.0005	NA	1.9	NA	1	NA	0.1	NA	1.0
Superb Parrot	0.0005	NA	1.9	NA	1	NA	0.1	NA	1.0
Common Koel	0.0005	-18.4	1.9	-17.3	1	0.0	0.1	-18.4	1.0
Jacky Winter	0.0005	NA	1.9	NA	1	NA	0.1	NA	1.0
Zebra Finch	0.0005	-18.4	1.9	-17.3	1	0.0	0.1	-18.4	1.0
Golden-headed Cisticola	0.0005	-89.8	1.9	-17.3	1	-85.7	0.1	-88.4	1.0

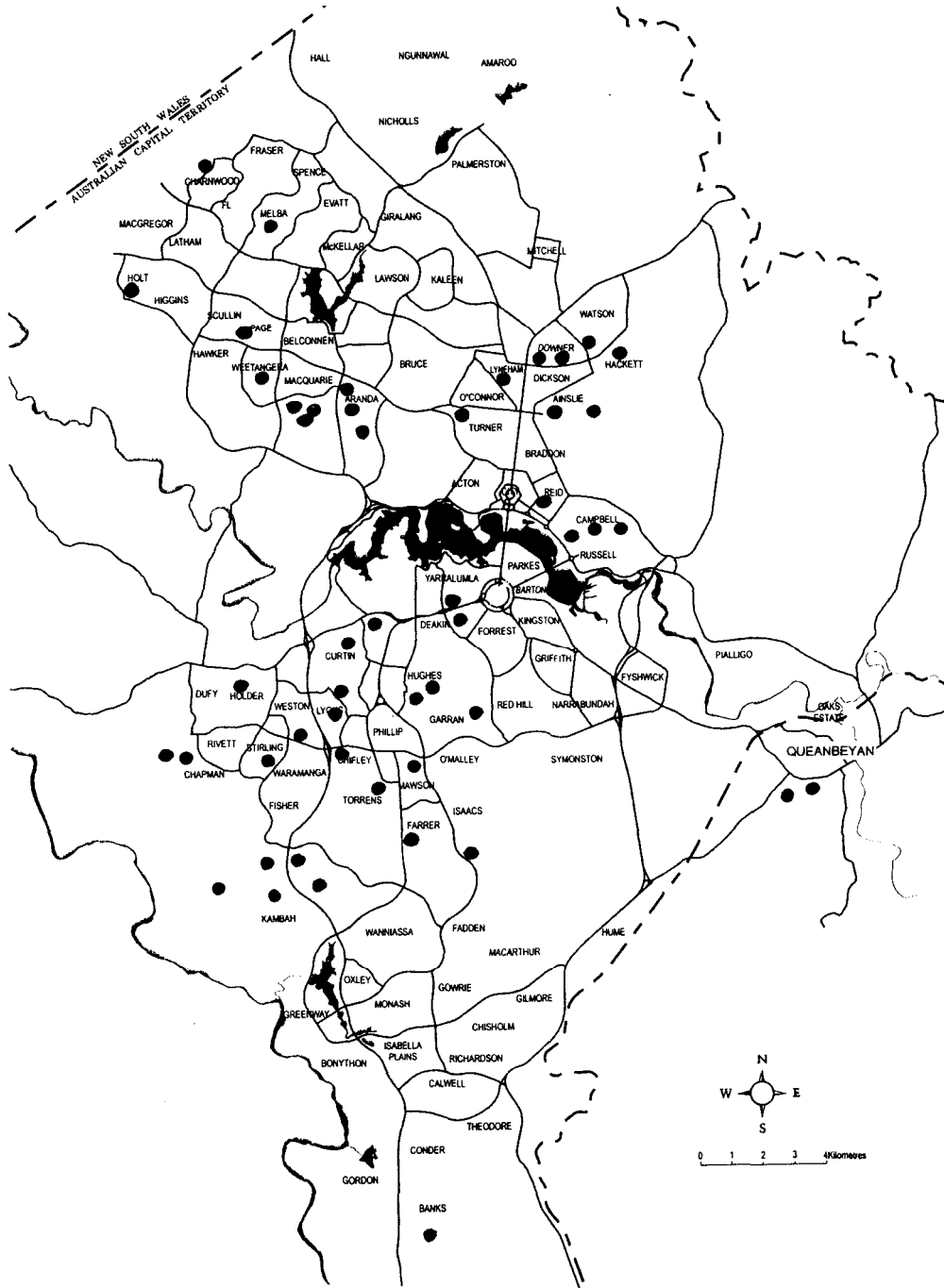
Appendix 4. Maps of the Canberra region, grid system and Garden Bird Survey sites

Map 1. The Canberra region.





Map 3. Location of Garden Bird Survey sites from which data were collected in 1997-98.



Appendix 5. List of 'Unusual' Birds

The list is made up of unusually occurring or 'rare' species for which there have been confirmed sightings in COG's region within the last twenty-five years. The list does not include species which have been classified purely as escapees, for example, Princess Parrot *Polytelis alexandrae* or Red-capped Parrot *Purpureicephalus spurius*.

Magpie Goose <i>Anseranas semipalmata</i>	Musk Lorikeet <i>Glossopsitta concinna</i>
Plumed Whistling-Duck <i>Dendrocygna eytoni</i>	Superb Parrot <i>Polytelis swainsonii</i>
Pied Cormorant <i>Phalacrocorax varius</i>	Swift Parrot <i>Lathamus discolor</i>
Intermediate Egret <i>Ardea intermedia</i>	Blue Bonnet <i>Northiella haematogaster</i>
Australasian Bittern <i>Botaurus poiciloptilus</i>	Blue-winged Parrot <i>Neophema chrysostoma</i>
Black-necked Stork <i>Ephippiorhynchus asiaticus</i>	Black-eared Cuckoo <i>Chrysococcyx osculans</i>
Osprey <i>Pandion haliaetus</i>	Common Koel <i>Eudynamys scolopacea</i>
Letter-winged Kite <i>Elanus scriptus</i>	Channel-billed Cuckoo <i>Scythrops novaehollandiae</i>
Square-tailed Kite <i>Lophoictinia isura</i>	Barking Owl <i>Ninox connivens</i>
Black Kite <i>Milvus migrans</i>	Sooty Owl <i>Tyto tenebricosa</i>
Spotted Harrier <i>Circus assimilis</i>	Masked Owl <i>Tyto novaehollandiae</i>
Grey Goshawk <i>Accipiter novaehollandiae</i>	Grass Owl <i>Tyto capensis</i>
Grey Falcon <i>Falco hypoleucos</i>	White-throated Nightjar <i>Eurostopodus mystacalis</i>
Black Falcon <i>Falco subniger</i>	Fork-tailed Swift <i>Apus pacificus</i>
Brolga <i>Grus rubicunda</i>	Azure Kingfisher <i>Alcedo azurea</i>
Buff-banded Rail <i>Gallirallus philippensis</i>	Red-backed Kingfisher <i>Todiramphus pyrrhopygia</i>
Lewin's Rail <i>Rallus pectoralis</i>	Variegated Fairy-wren <i>Malurus lamberti</i>
Spotless Crane <i>Porzana tabuensis</i>	Chestnut-rumped Heathwren <i>Hylacola pyrrhopygia</i>
Black-tailed Native-hen <i>Gallinula ventralis</i>	Brown Gerygone <i>Gerygone mouki</i>
Little Button-quail <i>Turnix velox</i>	Little Wattlebird <i>Anthochaera chrysoptera</i>
Red-chested Button-quail <i>Turnix pyrrhotorax</i>	Spiny-cheeked Honeyeater <i>Acanthagenys rufogularis</i>
Bar-tailed Godwit <i>Limosa lapponica</i>	Little Friarbird <i>Philemon citreogularis</i>
Little Curlew <i>Numenius minutus</i>	Regent Honeyeater <i>Xanthomyza phrygia</i>
Eastern Curlew <i>Numenius madagascariensis</i>	Lewin's Honeyeater <i>Meliphaga lewinii</i>
Marsh Sandpiper <i>Tringa stagnatilis</i>	Painted Honeyeater <i>Grantiella picta</i>
Common Sandpiper <i>Actitis hypoleucos</i>	Tawny-crowned Honeyeater <i>Phylidonyris melanops</i>
Ruddy Turnstone <i>Arenaria interpres</i>	Black Honeyeater <i>Certhionyx niger</i>
Pectoral Sandpiper <i>Calidris melanotos</i>	Scarlet Honeyeater <i>Myzomela sanguinolenta</i>
Painted Snipe <i>Rostratula benghalensis</i>	Crimson Chat <i>Epthianura tricolor</i>
Bush Stone-curlew <i>Burhinus grallarius</i>	Red-capped Robin <i>Petroica goodenovii</i>
Grey Plover <i>Pluvialis squatarola</i>	Pink Robin <i>Petroica rodinogaster</i>
Gull-billed Tern <i>Sterna nilotica</i>	Grey-crowned Babbler <i>Pomatostomus temporalis</i>
Caspian Tern <i>Sterna caspia</i>	Black-faced Monarch <i>Monarcha melanopsis</i>
White-winged Black Tern <i>Chlidonias leucopterus</i>	Spangled Drongo <i>Dicrurus bracteatus</i>
Diamond Dove <i>Geopelia cuneata</i>	White-bellied Cuckoo-shrike <i>Coracina papuensis</i>
Peaceful Dove <i>Geopelia striata</i>	Pied Butcherbird <i>Cracticus nigrogularis</i>
Bar-shouldered Dove <i>Geopelia humeralis</i>	Singing Bushlark <i>Mirafra javanica</i>
Long-billed Corella <i>Cacatua tenuirostris</i>	White-backed Swallow <i>Cheramoeca leucosternus</i>
Little Corella <i>Cacatua sanguinea</i>	

Note: Although current at the time of the 1997-98 Annual Bird Report the list of 'Unusual' birds was revised in July 1998.

The COG office is located at Room 5, Griffin Centre, Bunda Street, Civic and, depending on the availability of volunteers, is open from 10am-2pm Wed-Fri; 10am-1pm Sat. Please call the office on 6247 4996 to confirm that it is open.

The address for correspondence is PO Box 301, Civic Square, ACT 2608

Annual COG subscriptions for 2000 are:

Individual, family or institution - \$30

Student (18 or younger) - \$15

Canberra Bird Notes is published by the Canberra Ornithologists Group and is edited by Harvey Perkins and Barbara Allan. Major articles of up to 5000 words are welcome on matters of the distribution, identification or behaviour of birds occurring in the Australian Capital Territory and surrounding area. Contributions on these topics should be sent to Harvey Perkins, 42 Summerland Circuit, Kambah ACT 2902, or via email to harvey.perkins@anu.edu.au. Short notes, book reviews and other contributions should be sent to Barbara Allan, 47 Hannaford Street, Page ACT 2614 or via email to bmallangdynamite.com.au. If you would like to discuss your proposed article in advance, please feel free to contact Harvey on 6231 8209 or Barbara on 6254 6520.

COG's Annual Bird Reports are incorporated in an appropriate issue of *Canberra Bird Notes*.

CONTENTS

Annual Bird Report 1 July 1997 to 30 June 1998

Introduction	193
Highlights	193
Rainfall and temperature.....	194
Sources of data	195
Appendix 1. Explanatory Notes, Statistical Methods, Abbreviations and Observer Codes	198
Appendix 2. Systematic List 1 July 1997 to 30 June 1998	202
Appendix 3. Statistical comparison with previous year	241
Appendix 4. Map 1. The Canberra region	246
Appendix 4. Map 2. Location of the COG Database grids	247
Appendix 4. Map 3. Location of Garden Bird Survey sites	248
Appendix 5. List of 'Unusual' Birds	249