


CANBERRA BIRD NOTES

Volume 23
Supplement
October 1998



W.T. Cooper 79.

Registered by Australia Post – Publication No. NBH 0255

CANBERRA ORNITHOLOGISTS GROUP INC.
PO Box 301 Civic Square ACT 2608

MANAGEMENT COMMITTEE (1998)

Work		Home
Paul Fennell (President)	6205 9401	6254 1804
Jenny Bounds (Vice-President)	mobile 014 63 5249	6288 7802
Susan Newbery (Secretary)		6254 0960
John Avery (Treasurer)		6281 4631
Malcolm Fyfe		6254 3310
David Landon		6254 2334
David McDonald		6231 8904
Carol Macleay		6286 2624
Harvey Perkins		6231 8209
Sue Mathews		6259 2816

PROJECT CO-ORDINATION GROUP Paul Fennell (Co-ordinator) 6254 1804

COG Surveys:

Garden Bird Survey	Philip Veerman	6231 4041
Waterbird Survey	Michael Lenz	6249 1109
Mulligans Flat	Jenny Bounds	6288 7802
Murrumbidgee River Corridor	Nikki Taws	6251 1879
Woodland Species	Paul Fennell, Jenny Bounds	6254 1804

Scientific Advice Panel

Chris Tidemann,	Chris Davey (Co-ordinator), Michael Lenz, Nick Nicholls, Henry Nix, David Purchase,	6254 6324
-----------------	--	-----------

Other surveys:

Capertee Valley	Joan Price	6259 2739
Shorebird Survey	Vacant	
Regent Honeyeater / Swift Parrot	Jenny Bounds	6288 7802

DATA MAINTENANCE GROUP

Records Verification	David McDonald (Co-ordinator)	6231 8904
Records Input	Malcolm Fyfe (Co-ordinator)	6254 3310
Waterbird Survey	David McDonald (Co-ordinator)	
Garden Bird Survey	Malcolm Fyfe (and volunteers)	
Special surveys	Philip Veerman (and volunteers)	6231 4041
Members data sheets	Project Coordinators TBA	
	Malcolm Fyfe and Tony Harding	
	Barbara Allan (Co-ordinator), Barry Baker,	

Grahame Clark, Mark Clayton, Dick Schodde		6254 6520
---	--	-----------

Data Analysis and Reporting

David McDonald (Co-ordinator)

Database Maintenance and Development

Hardware maintenance

David McDonald (Co-ordinator)

Paul Fennell (Co-ordinator)

Technical Report Writing

(for ABR and other purposes)

Malcolm Fyfe (Co-ordinator)

(Continued inside back cover)

**ANNUAL BIRD REPORTS: 1 JULY 1993 TO 30 JUNE 1994 AND
1 JULY 1994 TO 30 JUNE 1995**

*Canberra Ornithologists Group
PO Box 301, Civic Square, ACT 2608*

Introduction

In an effort to speed the preparation and publication of the Annual Bird Reports, which over the past ten years have progressively got further behind, two reports are being published together. These reports summarise all records of species that occurred in the Canberra region, as defined by the Canberra Ornithologists Group (COG), between 1 July 1993 and 30 June 1994 and between 1 July 1994 and 30 June 1995. The Canberra region is the description given by COG to its area of interest. The boundaries of the area lie along lines of latitude 34° 45' and 36° 00' S and longitude 148° 40' and 149° 45' E (see Appendix 6, Map 1).

A grid system is used for the collection and recording of information in the COG Database of Bird Observations. To achieve this the Canberra region is divided into 780 grid cells, each of 2.5 minutes of latitude and longitude. Each grid cell is identified by an alpha-numeric code, A to Z across the region from west to east and 1 to 30 from north to south. For example, the Cotter Reserve and Cotter Dam lie in grid cell G14. The location of the grid cells is shown in Appendix 6, Map 2. The goal for COG will be to systematically survey all 780 grid cells in the region on a continuing basis.

There were 213 species recorded in the region for the twelve month period to 30 June 1994. In the twelve months to 30 June 1995 the number rose to 221. These compare with 219 species in 1991-92 and 210 in 1992-93

In 1993 COG undertook a review of the status in the Canberra region of a number of species previously classified as Status 3, as defined in *A Field List of the Birds of Canberra and District* (Canberra Ornithologists Group 1985). The outcome was the introduction of the COG 'List of Unusual Birds', having effect from 1 July 1993 (Anon 1993) (see Appendix 7). Observers who record sightings of species included on this list, or which have not previously been recorded from the Canberra region, are asked to submit a Bird Report to the COG Rarities Panel so that the sightings can be endorsed as COG records.

All records of 'unusual birds' included in these reports, have been examined and endorsed by the COG Rarities Panel. A number of reported sightings were not referred to the Rarities Panel by the observers and so, not being endorsed, are not included in these reports. They are, nevertheless, retained in the COG database as unconfirmed records and may subsequently be endorsed if Bird Reports are submitted.

Highlights

The highlights for the two years in the Canberra region included:

a) 1993-94

- a sighting of two Cape Barren Geese *Cereopsis novaehollandiae* at Lake George;
- first reported sightings since 1991-92 of Pied Cormorants *Phalacrocorax varius*,

- Little Egret *Egretta garzetta* and Glossy Ibis *Plegadis falcinellus*;
 - first reported sighting since December 1990 of a Little Bittern *Ixobrychus minutus*;
 - report of a second breeding colony of Australian White Ibis *Threskiornis molucca* in the region. The first report, at a farm dam off the Bungendore to Gundaroo road, was in 1991-92;
 - first reported sighting of a Spiny-cheeked Honeyeater *Acanthagenys rufogularis* since 1988;
 - first reported observations of the Bell Miner *Manorina melanophrys* for the • a region;
 - first reported breeding in the region of the Little Friarbird *Philemon citreogularis*;
 - successful breeding by a pair of Regent Honeyeaters *Xanthomyza phrygia*; and
 - a further record of a Scarlet Honeyeater *Myzomela sanguinolenta* following three sightings last year.
- indications of a further decline in numbers of the Laughing Kookaburra *Dacelo novaeguineae*;
 - second report of a Spiny-cheeked Honeyeater *Acanthagenys rufogularis* in Latham, following the June 1994 record. (Did the same bird stay for at least one month?);
 - the appearance of a colony of Bell Miners *Manorina melanophrys* in Queanbeyan, the first reported colony for the region following the first reported sighting of this species for the region, in January 1994;
 - Tawny-crowned Honeyeater *Phylidonyris melanops* at Urila, the first record since 1986;
 - another sighting of a Scarlet Honeyeater *Myzomela sanguinolenta*, the third successive year in which this species has been observed in the region; and
 - four sightings of the Pied Butcherbird *Cracticus nigrogularis* in the north-west of the region, the first reported sightings since March 1989.

b) 1994-95

- a sighting of two Cape Barren Geese *Cereopsis novaehollandiae*, possibly the same birds reported from Lake George the previous June;
- second reported sightings of the Banded Stilt *Cladorhynchus leucocephalus*, the first record for the region being in January 1983;
- a sighting at Wollogorang Homestead of more than 70 Nankeen Night Herons *Nycticorax caledonicus* roosting high in ancient Monterey Pines and of 22 Long-billed Corellas *Cacatua tenuirostris*;
- first reported sighting of a Channel-billed Cuckoo *Scythrops novaehollandiae* since 1985;
- fourth confirmed sighting of the White-throated Nightjar *Eurostopodus mystacalis*, the first since March 1987;

Rainfall and Temperature

a) 1993-94

The total rainfall was 566 mm (Figure 1), well down on the previous two years (1991-92, 672 mm, 1992-93, 768 mm), and below the long-term yearly average of 633 mm.

The average monthly temperatures were largely consistent with long-term figures (Figure 2).

b) 1994-95

The total rainfall was 589 mm (Figure 3). The pattern over the year was erratic with record low falls in August and September

and unusually low falls again in February and March. These were offset by substantially higher than normal falls in January and May.

The average monthly temperatures were largely consistent with long-term figures (Figure 4).

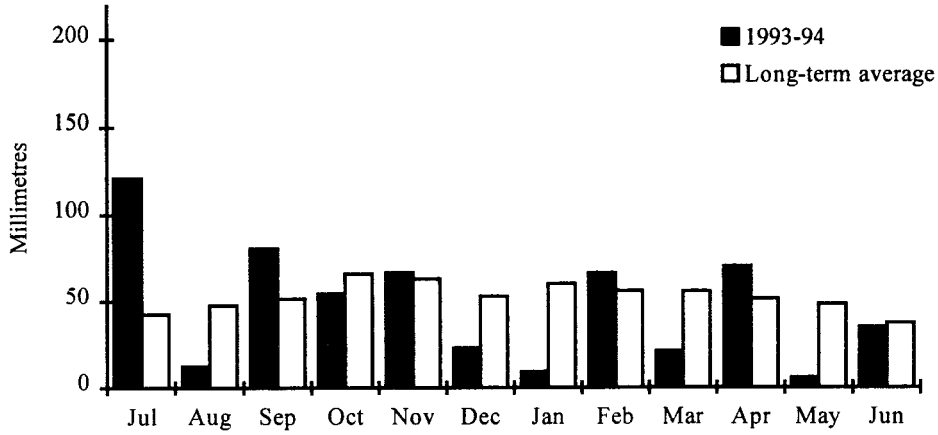


Figure 1. Monthly rainfall figures for 1993-94 and long-term averages.

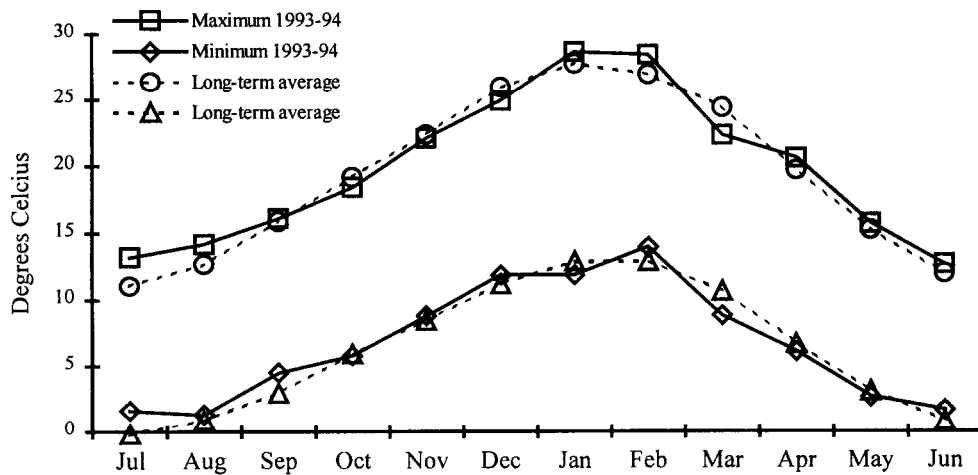


Figure 2. Monthly average maximum and minimum temperatures for 1993-94 and long-term averages.

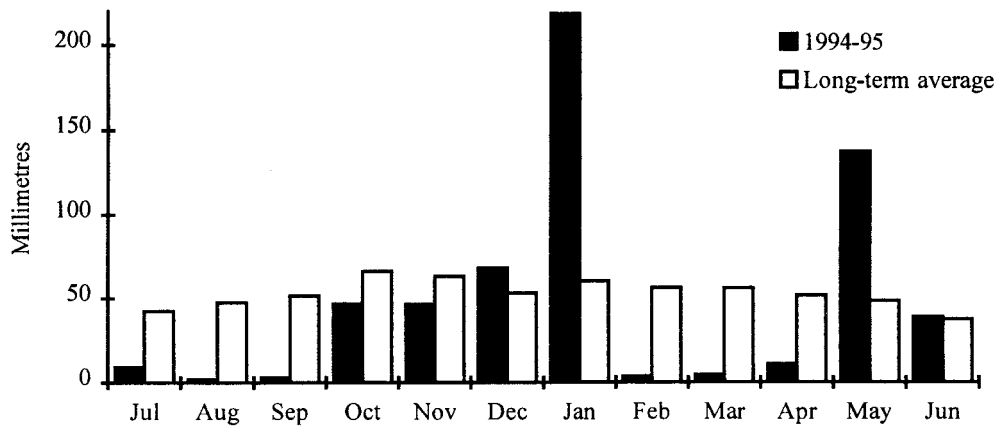


Figure 3. Monthly rainfall figures for 1994–95 and long-term averages.

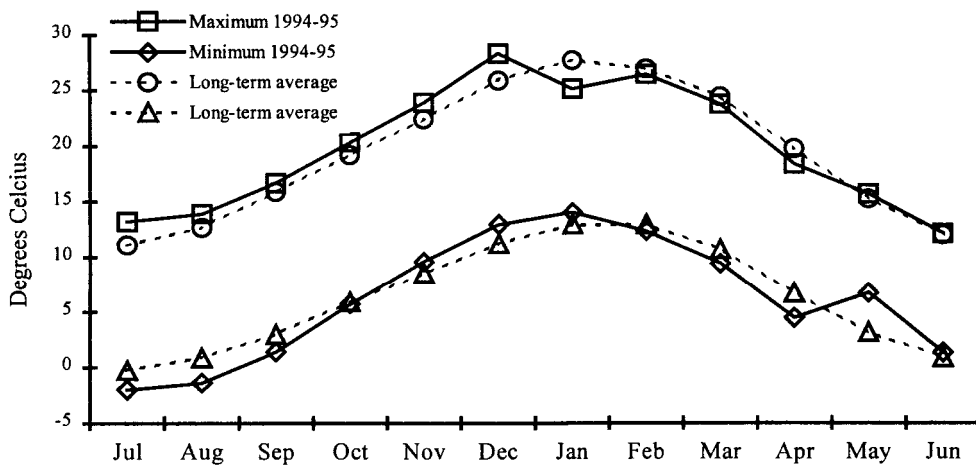


Figure 4. Monthly average maximum and minimum temperatures for 1994–95 and long-term averages.

Sources of Data

Data for these reports were obtained from four sources

a) Garden Bird Survey

The Garden Bird Survey (GBS) data are derived from standard charts on which

participants record observations on a weekly basis at sites throughout suburban Canberra. Observers record the maximum number of each species seen at any one time during a week within a radius of 100 metres of their home or workplace. A detailed description of the Garden Bird Survey has been made by Hermes (1981).

Sixty-seven completed charts were received for the year 1993-94 and they contained records of 139 species. For the year 1994-95 there were fifty-seven charts containing records of 133 species. The approximate locations of these sites is shown in Appendix 6, Map 3. The total number of species recorded does not include unconfirmed records involving 'unusual birds'.

Statistical values of abundance (A), distribution (F), presence (W), recording rate (R), and group size (G) together with the percentage change in these values when compared with the average of the previous year are shown in Appendix 3 for 1993-94, and Appendix 5 for 1994-95. The methods used to calculate these values are described in Appendix 1.

Graphs beside the text for selected species in the systematic list for 1994-95 (Appendix 4) indicate the average yearly number of individuals recorded in each GBS survey site per observer-week for the 11 years 1984-85 to 1994-95. The greatest 'A' value has been used to determine the vertical scale of each graph. Therefore, when comparing graphs for different species, allowance should be made for differences in this scale.

b) *Waterbird Survey*

Data on the number of waterbirds present were collected during monthly surveys of Lake Bathurst (including The Morass) and Lake George. The survey involves visits to three locations at Lake Bathurst and to two locations at Lake George.

Waterbird surveys are regularly undertaken towards the end of each month. Occasionally circumstances prevent a survey being undertaken within the designated month. If such a situation arises the survey may still be undertaken within the first few days of the following month. For example,

the February 1994 counts were actually done on 2 March. For survey purposes data collected in these cases will be regarded as applying to the month in which collection should have occurred and be included in these reports accordingly. However, if used for other purposes those data appear in the COG database as March records.

For the year 1993-94 the only survey not completed was for July at The Morass. Altogether 1674 records were received and these included 50 species of waterbirds and 54 species of land birds.

In 1994-95 surveys were incomplete at Lake Bathurst for August, October, November, February and April and at Lake George for July. Altogether 1350 records were received involving 50 species of waterbirds and 44 species of landbirds.

Details of water levels, together with the number of waterbird species and the number of individuals counted on Lake Bathurst and Lake George are shown in Table 1.

c) *Superb Parrot Survey*

In September 1993 a survey was commenced in the grid cells in the northern part of the region to determine whether the Superb Parrot *Polytelis swainsonii* still bred in the area and to obtain information on their abundance, distribution and habitat requirements. The methods and results of the survey can be found in Davey (1997). Details of breeding locations have not been published but are held in the COG Database and may be made available with the permission of C. Davey.

d) *Miscellaneous Records*

The Miscellaneous category of records includes all observations from the Canberra

Table 1. Water levels and number of waterbird species and individuals recorded at Lake Bathurst (including The Morass) and Lake George (details of water levels for Lake Bathurst in 1994-95 are not available). In the tables of waterbird numbers, the figures which are underlined indicate that the lake was only partly surveyed.

a) 1993-94

	Jul	Aug	Sep	Oct	Nov	Dec	Jan	Feb	Mar	Apr	May	Jun
<i>Water levels (metres):</i>												
LBth	2.21	2.34	2.27	2.34	2.27	2.25	2.05	1.89	1.80	1.73	1.83	1.81
Morass	2.51	2.58	2.54	2.62	2.60	2.53	2.32	2.16	2.09	2.03	2.08	2.04
LGeo	2.22	2.41	2.41	2.57	2.56	2.55	2.37	2.25	2.21	2.15	2.19	2.16
<i>Number of waterbird species:</i>												
LBth	24	26	31	25	28	29	26	28	29	31	22	29
LGeo	21	25	22	20	20	22	25	22	20	21	23	23
<i>Number of waterbird individuals:</i>												
LBth	7227	12007	13223	10245	19402	23007	22165	15946	10134	7424	6089	7361
LGeo	3075	1714	1573	1629	1695	2381	2304	3917	2896	6644	6574	1827

c) 1994-95

	Jul	Aug	Sep	Oct	Nov	Dec	Jan	Feb	Mar	Apr	May	Jun
<i>Water levels (metres):</i>												
LGeo	2.25	2.24	2.13	2.06	1.97	1.92	1.74	1.84	1.74	1.58	1.53	1.64
<i>Number of waterbird species:</i>												
LBth	25	17	25	26	30	34	25	14	28	23	18	21
LGeo	18	15	23	21	12	18	20	17	15	13	7	15
<i>Number of waterbird individuals:</i>												
LBth	10390	2129	21082	33721	33894	26346	30564	2067	14840	11267	8331	5773
LGeo	479	1121	2147	2996	3542	7150	4293	4598	2893	1815	1142	1505

region that were not collected specifically for one of the COG surveys (i.e. Garden Bird Survey, Waterbird Survey or Superb Parrot Survey).

In addition to storing the records of specific surveys, the COG Database of Bird Observations includes numerous records collected by members and other interested enthusiasts.

Miscellaneous records form the bulk of the years' data and so represent an important source for the information COG needs to pursue its objective of promoting the

conservation of our native birds and their habitat.

In 1993-94, 8312 miscellaneous records were submitted involving 190 species, and in 1994-95 there were 7155 records involving 209 species.

Acknowledgments

Contributors to the preparation of the Highlights and the Systematic Lists were Grahame Clark, Bob Digan, Malcolm Fyfe, Brendan Lepschi, Ian McMahon and David Purchase.

Mick Donohue and Tony Harding loaded Garden Bird Survey data from charts to disk. Philip Veerman continued to delve into the mysteries of the Garden Bird Survey statistics. Paul Fennell downloaded the data required for the compilation of these reports.

The map of the Canberra region (Appendix 6, Map 1) and the diagram of the grid system (Appendix 6, Map 2) were provided by Paul Sjoberg.

The table of water levels was produced from data supplied by the Australian Geological Survey Organisation, Canberra. Rainfall and temperature graphs were prepared from data supplied by the Canberra Meteorological Office.

References

- Anderson, B. (1994). Superb Parrots in Hughes. *Canberra Bird Notes* 19: 21-22.
- Anon. (1993). COG list of unusual birds - June 1993. *Gang-gang* August 1993: 6-8.
- Barr, J. (1994). Incomplete albinism in an Eastern Spinebill. *Canberra Bird Notes* 19: 30.
- Bounds, J. (1994). Red-capped Robin imitating Scarlet Robins song. *Canberra Bird Notes* 19: 25-26.
- Canberra Ornithologists Group (1985). *A Field List of the Birds of Canberra and District* (3rd edition). Canberra Ornithologists Group: Canberra.
- Canberra Ornithologists Group (1997). Annual Bird Report: 1 July 1992 to June 1993. *Canberra Bird Notes* 22 (Supplement): 1-56.
- Christidis, L. and Boles, W.E. (1994). *The Taxonomy and Species of Birds of Australia and its Territories*. RAOU Monograph 2. RAOU: Melbourne.
- Dabb, G. (1994). Sighting of Whiskered Terns at Lake Burley Griffin. *Canberra Bird Notes* 19: 5.
- Dabb, G. (1995). Dark morph White-bellied Cuckoo-shrike in Narrabundah. *Canberra Bird Notes* 20: 2-3.
- Dabb, G. (1995). Some observations of Little Corellas in south Canberra 1994-96. *Canberra Bird Notes* 21: 56-61.
- Davey, C. (1995). A breeding colony of Australian White Ibis at Burrinjuck Reservoir, NSW. *Canberra Bird Notes* 20: 85-88.
- Davey, C. (1997). Observations on the Superb Parrot within the Canberra district. *Canberra Bird Notes* 22: 1-14.
- Dow, C. (1988). Regional rarities records review 1964-1974. *Canberra Bird Notes* 13: 2-21.
- Er, K. (1994). Sighting of Diamond Firetails at 'Callum Brae', ACT. *Canberra Bird Notes* 19: 46-47.
- Hermes, N. (1981). Garden Bird Chart and Survey. *Canberra Bird Notes* 6: 112-114.
- Shankey, J. (1977). Cape Barren Geese. *Canberra Bird Notes* 3(9): 13.
- Taylor, I. (1987). Breeding data from suburban gardens, Canberra, 1981 to 1984. *Canberra Bird Notes* 12: 8-13.
- Tulip, E. and Tulip, R. (1995). Observation of a pair of Red-capped Robins nesting at Southwells Crossing, ACT. *Canberra Bird Notes* 20: 5-8.

Appendix 1. Explanatory Notes, Statistical Methods, Abbreviations, and Observer Codes

a) *Explanatory Notes*

The names and sequence of birds in the Systematic Lists conform to the RAOU's Monograph 2, *The Taxonomy and Species of Birds of Australia and its Territories* (Christidis and Boles 1994).

The status shown for each bird in these reports takes account of results of the 1986-89 'Atlas' survey of the ACT and other data currently available. The status is given in an abbreviated form and consists of two elements, abundance and breeding/presence, the codes for each being separated by a period (e.g. C.BR). The meanings of the abbreviations are shown in section c) of this appendix.

As applicable, information relating to each species is in the sequence: Garden Bird Survey (GBS), Superb Parrot Survey (SPS), Waterbird Survey (WBS) and miscellaneous records (Misc).

As a general rule records are set out in the following format: number of individuals/date, place, grid (observer). For example, '2/5 Nov LBthE GrY8 (MoD)', indicates 2 birds on 5 November at Lake Bathurst, east basin grid cell Y8 and the observer was Dick Moyle. Breeding records are indicated by an 'ne' (nest with eggs) or 'dy' (dependent young), or other abbreviation as appropriate, which take the place of the number of individuals. For breeding records of cuckoos, the host species, if recorded, is shown in brackets immediately following the breeding indicator e.g. dy(White-plumed Honeyeater)/12 Dec.

The words 'record(s)' and 'observation(s)' are not used to indicate the number of birds

involved. Where available and appropriate the number of individuals has been included.

In cases where the observer has been unable to make an accurate count of the birds present the following abundance codes may have been used to indicate estimated numbers: A=1 to 5 birds; B=6 to 20; C=21 to 50; D=51 to 100; E= 100 plus; or simply X= present.

Numbers and distribution of birds are sometimes compared with the previous year. Therefore, unless indicated otherwise, a statement in these reports such as 'overall numbers lower' should be taken to mean lower than in the immediately preceding the year.

Garden Bird Survey data are often in the form '2wk May', '2wk' referring to the second week of the month. The dates of each week are shown at the top of the survey chart and also listed by Taylor (1987).

When sufficient data are available, breeding records giving the first and last nest and/or dependent young records have been included.

In Table 1 and in the tables of waterbird numbers included in the Systematic Lists, numbers which are underlined indicate that the lake was only partly surveyed. Figures in ***bold italics*** indicate breeding (including non-flying young present but their numbers not included in totals).

b) *Garden Bird Survey Statistics*

The following variables are summarised in Appendices 3 and 4 for all species:

A Measure of abundance. This is the average number of individuals of a species recorded at a site for each week over the full year. It is obtained by adding all weekly observations of a species and dividing the sum by the total number of weeks during which observations were made. For 1993-94 the total number of weeks during which observations were made was 2829. For that year the total number of Common Starlings recorded was 36,789. Therefore the average number seen each week, at each site, over the full year (A) was 13.0042.

F Measure of distribution. This is the number of sites at which a species was recorded at least once expressed as a percentage of the total number of sites. In 1993-94 there were 67 sites and the Magpie-lark was recorded at least once at 65 of them. So, for the Magpie-lark the value of F for that year is 97.0%.

W Number of weeks in the year for which a species has been recorded at any site. In 1993-94 a resident species such as the Galah was present throughout the year, so W=52; whereas a migrant such as the Olive-backed Oriole, was present only for 29 weeks, i.e. W=29.

R Measure of the recording rate. This is the number of observer-weeks during which a species was recorded, expressed as a percentage of the total number of observer-weeks for the year. For example, in 1993-94 the Australian Magpie was recorded during 2323 of the weeks during which observations were made. Since the total number of observer weeks for that year was 2829, R=82.11%.

G Average number of individuals of a species recorded in each observation.

For example, in 1993-94 the calculated G value for the Silver Gull was 71.43, this is an indication that the Silver Gull was usually observed in sizeable flocks.

In Appendices 3 and 4 'N/A' in the columns listing percentage changes in the above values (e.g.. dA%), indicates that there were no records for that species in the previous year for comparison.

c) Abbreviations

The following abbreviations include those used in previous editions of the Annual Bird Report. They have been added to and modified to facilitate their use both in these reports and the COG Database.

General

ad adult
 ANBG Australian National Botanic Gardens
 ANU Australian National University
 Av Avenue
 CBN Canberra Bird Notes
 cf carrying food
 Ck creek
 co copulation
 CSIRO Commonwealth Scientific and Industrial Research Organisation. The abbreviation is followed by the location, e.g. CSIRO Gungahlin
 di display
 dy dependent young
 esc escapee (status as confirmed by the COG Rarities Panel)
 E East
 f female
 GBS Garden Bird Survey
 Gr COG grid cell (number)
 Hs Homestead
 Hwy Highway
 ih inspecting hollow
 imm immature
 inc including/inclusive

juv juvenile
km kilometre
LBth Lake Bathurst
LBG Lake Burley Griffin
LGeo Lake George
LGIN Lake Ginninderra
LTug Lake Tuggeranong
m male
max maximum
Misc miscellaneous (records)
Mt/Mtn Mount/Mountain
N North
nb nest building
ne nest with eggs
NP National Park
nr near
NR Nature Reserve
ny nest with young
on bird on or observed leaving nest
Pk Park
R River
Ra Range
Rd/rd Road
Res Reserve
S South
SF State Forest
SPS Superb Parrot Survey
UNIC University of Canberra, Bruce
unsp unspecified
W West
WBS Waterbird Survey
wk week

Status

Abundance

C Common
R Rare
U Uncommon

Breeding/Presence

B Breeding
M Migrant
R Resident
SU Status uncertain
Va Vagrant
Vi Visitor

d) Observer Codes

Observers are identified by codes which have been developed for use in both the Annual Bird Report and the database. These codes are made up of three letters from the names of the persons or organisations concerned, plus one number. The complete code will be used when entering data into the database. In these reports the numeral will be dropped except in cases where two observers have the same alpha code.

AJR Allen, Julia & Richard
AIR Allen, Richard
AnB Anderson, Bernice
AnF Antram, Frank
AnI Anderson, Ian
AnR Anderson, Rod
ArM Argall, Mary
AvJ Avery, John
BaJ Barr, Joe
BBG Browning, Betty & Graham
BeC Bennett, Catherine
BeR Bennett, Ross
BiJ Bissett, John
BIR Blemings, Rosemary
BoD Bourne, David
BoJ Bounds, Jenny
BoT Booth, Tim
BrM Brookfield, Muriel
BrS Breynard, Shane
BuM Butterfield, Martin
CaJ Carnahan, June
CaS Caton, Sophie
CCR Cannon, C & R
ChV Chapman, Val
CIG Clark, Grahame
CIM Clayton, Mark
CIS Cleland, Sylvia
CoB Compston, B
CoD Cowley, Del
CrI Crawford, Isobel
CuJ Currie, Jean
DaB Daly, Barbara
DaC Davey, Chris
DaG Dabb, Geoffrey

DaT	Daukus, Tony	MiJ	Milner, Joan
DeG	Deaker, Graham	MiP	Milburn, Peter
DoM	Doyle, Mike	MoM1	Moncur, Mike
DoW	Dossetor, Wendy	MoM3	Moffat, Martyn
ErK	Er, Kenneth	MoN	Montgomery, Neil
EvM	Evans, Margaret	MuP	Muller, Pat
FeP	Fennell, Paul	MuS	Mugford, Stephen
FIB	Fletcher, Brian	NeS	Newbery, Susan
FrI	Fraser, Ian	NiA	Nicholls, Nick
FyM	Fyfe, Malcolm	NiJ	Nicholls, James
GeJ	Geue, Jean	OgM	Ogden, Mike
GIJ	Gleeson, John	PeB	Pennefather, Barrie
GoP	Goddard, Phyl	PeH	Perkins, Harvey
GoT	Gourlay, Terry	PeS	Pell, Stuart
GuG	Guy, George	PrJ	Price, Joan
HaG	Hartican, Gwen	PuD	Purchase, David
H AJ	Holland, Andrea & Jack	ReD	Rentz, David
HaK	Hahne, Kay	RoA	Rowell, Alison
HaP1	Hansbro, Phil	RoC	Rowell, Cecily
HaP3	Hammond, Patricia	RoP	Roberts, Peter
HiG	Hill, Gordon	RoT	Ross, Tony
HoA	Howarth, Ann	SaH	Saddler, Harry
HoJ	Holland, Jack	ScA	Scott, Anthony
HoT	Howard, Tony	ScG	Schoefl, Gutta
HuG	Hunter, Glen	SiK	Simpson, Ken
JoD	Johnson, Delia	SMM	Sexton, Mary & Maurice
JoN	Johnson, Nina	SmR	Smith, Robin
KeR	Kernot, Rob	StH	Stephinson, Helen
KrS	Kral, Shirley	StM1	Stott, Michael
LaD	Landon, David	StM2	Stanger, Malcolm
LaJ	Layton, John	StT	Stephinson, Tim
LaM	Larkin, Matthew	TaD	Taylor, Dennis
LeB	Lepschi, Brendan	TaM	Taylor, McComas
LeJ	Leonard, John	TaN	Taws, Nicki
LeM	Lenz, Michael	TaP	Taylor, Paul
LiB	Lindenmayer, Bruce	TuE	Tulip, Ellen
LiH	Linacre, Helen	VeP	Veerman, Philip
LoE	Longley, Eva	ViJ	Vidas, John
LuN	Luff, Noel	WAH	Wright, Allan & Hazel
MaB	Martin, Bill	WiP1	Wicksteed, Pauline
McA1	McKenzie, Ann	WiP2	Wilson, Prue
McA4	McLachlan, A	WiS	Wilson, Steve
McD	McDonald, David	WoB	Wood, Betty
McI	McMahon, Ian	WoD	Wood, Don
McR	McLachlan, Reid	WrH	Wright, Hazel
McS	McLachlan, Shirley		

Appendix 2. Systematic List 1 July 1993 to 30 June 1994

EMU

Emu *Dromaius novaehollandiae* U.BR
Misc: 2/3 Apr Laurel Camp Rd GrG15 (ScA). 1 breeding record — dy/29 Oct Murrays Corner, Paddys R GrG 15 (LaJ).

QUAILS

Stubble Quail *Coturnix pectoralis* U.BR
GBS: 1/4wk Nov Curtin GrJ14 (AJR), 1/4wk Nov Garran GrK15 (JoN).
WBS: 7 records from LBthE GrY8 — 4/24 Sep, 8/26 Oct, 2/30 Nov, 2/30 Dec, 2/31 Jan, 1/2 Mar (all LeM), 4/21 May (MiP); and 1 record from LGeoN GrR6 — 3/3 Jan (FyM).
Misc: 1/22 Jul Boboyan pine forest to Yankee Hat GrG24 (GIJ), X/20 Nov Yass River Rd GrK5 (DaC), 1/21 Nov GrM 10 (PeH).

Brown Quail *Coturnix ypsilophora* R.BVi
Misc: 14 records — 11 from LGin (most specify the peninsula) GrJ12 — 3/22 Sep, 2/13 Oct, 2/12 Dec, 2/29 Mar, 14/14 Apr, 6/22 Apr, 8/15 May, 7/17 May, 12/20 May, 6/31 May, 22/23 Jun (HaP, LaJ, McI, PrJ, PuD); others, 8/18 Aug Mt Taylor GrJ15 (PeH), 1/13 Feb, 4/25 Apr both O'Connor and Bruce Ridges GrK13 (McI).

SWAN AND DUCKS

Blue-billed Duck *Oxyura australis* R.BVi
WBS: Recorded only at LBth. Numbers similar to last year but with a notable peak in Jun, the largest recorded at LBth since 1985-86:

	Jul	Aug	Sep	Oct	Nov	Dec	Jan	Feb	Mar	Apr	May	Jun
LBth	6	10	20	3	0	2	3	25	27	5		0 151

Musk Duck *Biziura lobata* U.BR
WBS: Recorded only at LBth. Numbers similar to last year but with a peak in May:

	Jul	Aug	Sep	Oct	Nov	Dec	Jan	Feb	Mar	Apr	May	Jun
LBth	65	36	97	54	70	58	47	61	58	44	148	54

Misc: 7 non-breeding records — 12/1 Jul dam on 'Yellanglo' GrL3 (NiJ), 2/9 Aug LGin W side GrJ12 (PuD), X/20 Nov GrJ6 (DaC), 20/26 Jan Jerrabomberra Wetlands GrL14 (McI), A/11 Mar, 2/22 May Point Hut pond GrK17 (WiS, PeH), 1/15 Apr S end Googong reservoir GrO1 8 (FyM). 1 breeding record — di/20 Feb Uriarra Hs GrF13 (MuP).

Freckled Duck *Stictonetta naevosa*

U.Vi

WBS: LBth — numbers continue to be low except for Jul and Jun which have the largest totals recorded at this site since 1986-87. LGeo — numbers have dropped considerably since the unusually large influx of birds in May and Jun last year:

	Jul	Aug	Sep	Oct	Nov	Dec	Jan	Feb	Mar	Apr	May	Jun
LBth	82	14	9	0	0	5	9	0	0	0	2	82
LGeo	0	0	0	0	0	28	31	0	0	0	6	64

Black Swan *Cygnus atratus*

C.BR

GBS: 2/1wk Jul, 2/1wk Aug CSIRO Gungahlin GrK12 (CIM), 1/2wk Apr Garran GrK15 (JoN).

WBS: LBth — numbers built up from late winter through to a max in Dec, the largest number recorded at the site since surveys began there in 1979-80; breeding recorded in Oct (on), Nov (on, dy), Jan (dy), Feb (dy). LGeo — numbers down on last year, particularly during summer through to winter; breeding recorded in Sep (dy), Oct (dy):

	Jul	Aug	Sep	Oct	Nov	Dec	Jan	Feb	Mar	Apr	May	Jun
LBth	899	1070	3164	2908	3571	4733	2935	1077	745	693	447	1054
LGeo	509	442	671	724	547	279	149	629	820	811	753	133

Misc: 36 records — all from Canberra and areas to the north with the exception of B/13 Mar bordering Murrumbidgee R GrL24 (BoJ). 5 breeding records — on/5 Sep Gundaroo Rd GrM 10 (BuM), and 4 records of dy in Oct, Feb and Jun at Jerrabomberra Wetlands GrL 14 (McI) and LBG GrK14 and GrL14 (FyM, SaH, DoM).

Cape Barren Goose *Cereopsis novaehollandiae*

The only previously published records of this species in the Canberra region away from TNR, which has a captive colony, are contained in Dow (1988) '2 adults 2 goslings Bungendore ?/11/73 J. Slatter', and Shankey (1977) who saw 2 near the large dam at Uriarra Hs on 15 May 1976. As these records pre-date the formation of the Rarities Panel they have not been endorsed.

WBS: 2/22 Jun LGeoN GrR6 (FyM).

Australian Shelduck *Tadorna tadornoides*

C.BR

WBS: Present in all months, although in small numbers during winter; numbers peaked at LBth in Nov and at LGeo in Feb; breeding (dy) was recorded at LBth in Oct and Nov:

	Jul	Aug	Sep	Oct	Nov	Dec	Jan	Feb	Mar	Apr	May	Jun
LBth	2	4	5	66	587	7565	367	272	62	14	24	5
LGeo	13	39	66	121	246	296	114	447	159	232	112	4

Misc: 11 records from 7 grid cells; largest 14/24 Apr Grevillea Pk GrL14 (PeH).

Australian Wood Duck *Chenonetta jubata*

C.BR

GBS: 125 records from 19 sites in all months — Tuggeranong (22 records from 4 sites), Woden (20 from 1), Weston Creek (3 from 2), Canberra (30 from 5), Belconnen (23 from 4), Gungahlin (26 from 2) and Sutton Rd (1 from 1); largest 70/4wk Apr, 60/2wk May, 50/3wk Jun Curtin GrJ14 (AJR). 19 breeding records, first ih/1wk Jul, last dy/2wk Dec both Yarralumla GrK14 (CCR).

WBS: LBth — numbers up on previous 2 years but still not as high as 1990-91 with usual influx of birds during the warmer months. LGeo — overall numbers slightly down on previous 2 years:

	Jul	Aug	Sep	Oct	Nov	Dec	Jan	Feb	Mar	Apr	May	Jun
LBth	0	2	4	0	13	94	460	21	0	0	0	3
LGeo	31	24	0	2	10	51	119	17	0	0	15	50

Misc: 137 records from 80 grid cells from throughout the region, but particularly the northern half (56 cells); largest 375/17 Jan Wee Jasper GrA9 (FyM), 200/2 Apr LGIN GrJ12 (LaJ). 2 breeding records — dy/25 Oct LGIN peninsula GrJ12 (PuD), dy/5 Dec Campbell Pk GrM13 (McI).

Pacific Black Duck *Anas superciliosa*

C.BR

GBS: 82 records from 9 sites in all months; reported from a site in Curtin GrJ14 (AJR) on 38 out of a possible 48 weeks and from CSIRO Gungahlin GrK12 (C1M) on 24 out of 50 weeks, recorded less frequently at all other sites; largest 80/4wk Jun, 20/5wk Apr CSIRO Gungahlin GrK12 (C1M).

WBS: Numbers continue the downward trend of previous years except for the high figures in Nov at LBth, and Jul and Feb at LGeo. No breeding records from either lake:

	Jul	Aug	Sep	Oct	Nov	Dec	Jan	Feb	Mar	Apr	May	Jun
LBth	11	27	15	7	255	29	88	27	64	47	13	41
LGeo	122	78	20	33	53	34	25	125	19	85	30	15

Misc: 123 records from 67 grid cells from throughout the region, but particularly the northern half (42 cells); largest 250/6 Jun Mugga Lane rubbish tip GrL16 (MoM3), 55/29 Jan Jerrabomberra Wetlands GrL14 (BuM). 1 breeding record (compared with 11 last year) — dy/O'Connor Ridge to ANU GrK13 (McI).

Australasian Shoveler *Anas rhynchotis*

C.BVi

WBS: LBth — numbers remain high, peaking in summer and autumn. LGeo — numbers slightly down on last year, but have a similar peak in autumn:

	Jul	Aug	Sep	Oct	Nov	Dec	Jan	Feb	Mar	Apr	May	Jun
LBth	654	717	432	686	420	3370	3543	3345	3338	2180	1096	1078
LGeo	47	42	4	18	45	107	10	117	126	321	720	0

Misc: 27 records from Canberra and areas to the N and NE; largest 57/21 Mar, 50/9 Apr Fyshwick sewage ponds GrL14 (HaP, FIB).

Grey Teal *Anas gracilis*

C.BR

GBS: 3/1wk Oct CSIRO Gungahlin GrK12 (C1M).

WBS: LBth — numbers increased to more usual levels over summer than was the case last year; the Jun figure is unusually high for that month. LGeo — overall numbers are lower than previous years but the seasonal pattern remains much the same. No breeding records from either lake:

	Jul	Aug	Sep	Oct	Nov	Dec	Jan	Feb	Mar	Apr	May	Jun
LBth 658		677	77	90	384	1444	1847	825		795	928	802 1856
LGeo 1059		475	12	7	39	798	1059	1870		846	1600	3040 865

Misc: 42 records from 24 grid cells, particularly from the northern half of the region (19 cells); largest — 127/27 Apr W shore of LGeo GrQ8 (FyM). 2 breeding records — dy/1 Dec farm dam off Bungendore to Gundaroo rd GrQ11, dy/10 Dec Jerrabattgulla Rd N from Gilston Hs GrW23 (both FyM).

Chestnut Teal *Anas castanea*

C.BR

GBS: 5 records of 1 or 2 birds in Oct, Nov, Jun from CSIRO Gungahlin GrK12 (C1M).

WBS: LBth — present throughout the year in larger numbers than last year with a peak in Oct. LGeo — as in previous year, few present until late autumn and early winter:

	Jul	Aug	Sep	Oct	Nov	Dec	Jan	Feb	Mar	Apr	May	Jun
LBth	86	306	144	779		300	324	283	176		300	212 360 391
LGeo	28	30	5	2	0	10	33	29	71	35	210	134

Misc: 13 records — 10 from Jerrabomberra Wetlands and vicinity GrL 14, and 4/2 Oct LGeoS GrR11 (BuM), 6/1 Dec farm dam off Bungendore to Gundaroo rd GrQ11 (FyM), C/13 Jun LBth W basin GrY8 (BoD).

Pink-eared Duck *Malacorhynchus membranaceus*

C.Vi

WBS: LBth — overall numbers a little higher and more regular than last year, but absent in Oct, the peak in Jan is the largest since Feb 1989 when 2050 were recorded. LGeo — overall numbers a little higher than last year with peaks in early summer and autumn:

	Jul	Aug	Sep	Oct	Nov	Dec	Jan	Feb	Mar	Apr	May	Jun
LBth 724		386	430		0	200	522	1520	556	320	60	517 852
LGeo 148		3	0	8	119	328	42	12	0	40	685	32

Misc: 10 records — 8 from Jerrabomberra Wetlands and environs GrL 14 and 1 each from LGeo and LBth.

Hardhead *Aythya australis*

U.BVi

WBS: This year recorded only at LBth where it was present in variable numbers throughout most of the year but mainly winter to early spring with a smaller peak in Feb:

	Jul	Aug	Sep	Oct	Nov	Dec	Jan	Feb	Mar	Apr	May	Jun
LBth	355	283	290	5	16	17	54	179	51	24	0	29

Misc: 17 non-breeding records — 12 from Jerrabomberra Wetlands and environs GrL14, and 15/1 Jul dam on 'Yellanglo' GrL3 (NiJ), 25/5 Sep Gundaroo Rd GrM10 (BuM), 2/1 Dec farm dam off Bungendore to Gundaroo rd GrQ11 (FyM), 10/16 Jan, A/20 Feb both Uriarra Hs GrF13 (BoJ, MuP). 1 breeding record di/13 Sep Sutton to Gundaroo rd GrN9 (DaC).

GREBES**Australasian Grebe** *Tachybaptus novaehollandiae*

C.BR

GBS: 1/4wk Mar Palmerston GrK11 (StM1).

WBS: Numbers reported have continued to fall since the high numbers reported in 1988-89 and 1989-90:

	Jul	Aug	Sep	Oct	Nov	Dec	Jan	Feb	Mar	Apr	May	Jun
LBth	0	0	1	0	0	0	0	1	0	0	0	0
LGeo	0	1	0	1	0	2	0	2	0	0	0	2

Misc: 57 records from 39 grid cells in all months except Mar; largest numbers 50/17 Apr, 30/15 May LGIN GrJ12 (McI, PrJ). 5 breeding records — dy/20 Nov GrJ6, dy/21 Nov Whites Rd—Back Creek Rd GrN6, ne/21 Nov Bushs Lane GrJ7, dy/21 Nov Dicks Creek Rd GrK7 (all DaC), dy/29 Jan Jerrabomberra Wetlands GrL 14 (LiB).

Hoary-headed Grebe *Poliiocephalus poliocephalus*

C.BR

WBS: LBth —after being a little lower last year, numbers have returned to the high totals of 1991-92; breeding recorded in Nov (on). LGeo — with the exception of June, numbers continue to remain low after the high totals of 1989-90:

	Jul	Aug	Sep	Oct	Nov	Dec	Jan	Feb	Mar	Apr	May	Jun
LBth	661	1218	1900	1791	3130	1371	3380	2500	826	405	794	201
LGeo	0	5	35	0	98	30	5	6	0	55	0	266

Misc: 14 records from 9 grid cells; largest 72/29 Jan Jerrabomberra Wetlands GrL14 (BuM), D/21 Apr Jerrabomberra Wetlands and Fyshwick sewage ponds GrL14 (LiB), 25/1 Jul large dam on 'Yellanglo' GrL3 (NiJ), all others <9. 1 breeding record — dy/29 Jan Jerrabomberra Wetlands GrL14 (LiB).

Great Crested Grebe *Podiceps cristatus*

U.BR

WBS: Numbers reported from LBth have continued to fall from the unusually high figures of 1991-92 but the pattern of low numbers during the colder months remains the same. None reported from LGeo:

	Jul	Aug	Sep	Oct	Nov	Dec	Jan	Feb	Mar	Apr	May	Jun
LBth	0	1	6	2	34	14	6	1	1	0	0	0

Misc: 1/10 Apr beach at McDermott Place, LGen GrJ12 (FyM), 2/14 Apr LGen GrJ12 (LaJ).

DARTER, CORMORANTS AND PELICAN**Darter** *Anhinga melanogaster*

U.BR

GBS: 1/1wk Oct CSIRO Gungahlin GrK12 (C1M).

WBS: Only from LGeo — 1/26 Aug LGeoS GrR11 (FyM), 1/7 Mar, 1/31 Mar, 1/25 May all LGeoN GrR6 (FyM, LeM).

Misc: 11 records from 4 grid cells; 1/15 Aug, 1/7 Apr, 1/10 Apr, X/14 Apr, 1/17 Apr, 2/10 Jun, 6/19 Jun all LGen GrJ12 (FeP, FyM, GiJ, LaJ, McI); others 1/26 Jan, 1/27 Mar both Jerrabomberra Wetlands GrL14 (McI, FrI), 1/28 Apr 'Pine Ridge' dam GrH12 (LaJ). 1 breeding record — on/4 Nov Taemas Bridge GrE7 (DaC).

Little Pied Cormorant *Phalacrocorax melanoleucos*

C.BR

GBS: 6 records of 1 or 2 birds from sites in Evatt GrJ12 (LaM), CSIRO Gungahlin GrK12 (C1M) and Palmerston GrK11 (StM1) in Jul, Feb, May, Jun.

WBS: Numbers continue to fall and are the lowest since 1987-88 when none were reported from LBth (the main basin was dry) and LGeo (which had a low water level and was not surveyed):

	Jul	Aug	Sep	Oct	Nov	Dec	Jan	Feb	Mar	Apr	May	Jun
LBth	3	6	2	0	0	0	7	4	17	5	0	0
LGeo	1	1	0	0	9	0	0	0	0	0	0	0

Misc: 62 records from 35 grid cells (compared with 81 from 29 in 1991-92 and 34 from 18 in 1992-93) from many parts of the region in all months; largest 50/23 Apr LGen GrJ12 (HaP1), 30/1 Jul large dam on 'Yellanglo' GrL3 (NiJ), all others <11 (but see breeding record). 1 breeding record — on/1 Dec farm dam off Bungendore to Gundaroo rd GrQ11 (17 birds were present at the time of this observation).

Pied Cormorant *Phalacrocorax varius*

R.Vi

First record since 1991-92 when there were 2 from LGeo.

Misc: 2/15 May LGen GrJ12 (PrJ).

Little Black Cormorant *Phalacrocorax sulcirostris* C.BR

GBS: 10 records of 1 or 2 birds in Jul, Sep, Oct, Nov, Jan, Apr, May, Jun from sites in Curtin GrJ14 (AJR), Kambah GrI16 (WAH) and CSIRO Gungahlin GrK12 (C1M).

WBS: Numbers continue to fall and are the lowest since 1988-89:

	Jul	Aug	Sep	Oct	Nov	Dec	Jan	Feb	Mar	Apr	May	Jun
LGeo	2	3	15	0	2	0	0	0	0	3	0	0

Misc: 18 records from 8 grid cells, 15 came from urban lakes, largest 9/5 Aug Black Mm peninsula GrK13, 8/15 Aug LGen GrJ12 (both GIJ).

Great Cormorant *Phalacrocorax carbo* C.BR

GBS: 13 records of 1 to 6 birds in Aug, Sep, Oct, Nov, Jan, Mar, Apr, May, Jun from sites in Kambah GrI16 and GrJ16 (WAH, VeP), Pearce GrJ15 (BeC), Curtin GrJ14 (AJR), Higgins GrI12 (McS), CSIRO Gungahlin GrK12 (C1M) and Palmerston GrK11 (StM2).

WBS: Numbers a little lower than last year:

	Jul	Aug	Sep	Oct	Nov	Dec	Jan	Feb	Mar	Apr	May	Jun
LBth	0	0	1	1	3	0	0	0	0	0	0	0
LGeo	0	0	7	3	13	0	0	2	8	3	0	3

Misc: 21 records from 12 grid cells; no records Jul, Feb; largest 27/19 Jun, 10/17 Apr both LGen GrJ12 (LaJ, McI).

Australian Pelican *Pelecanus conspicillatus* C.Vi

GBS: 27 records from 12 sites, most in cooler months with only 1 record between 2wk Nov and 1wk Apr; largest 16/1wk Jun Gilmore GrL16 (StT).

WBS: Numbers at LGeo are still high, although the summer figures are down on last year, whereas numbers have continued to fall at LBth since the high figures in 1991-92:

	Jul	Aug	Sep	Oct	Nov	Dec	Jan	Feb	Mar	Apr	May	Jun
LBth	1	0	4	0	0	2	0	0	0	1	0	0
LGeo	81	90	255	319	140	56	111	66	45	129	31	40

Misc: 35 records from 11 grid cells in all months, 28 came from urban lakes and their environs in Canberra; largest 32/7 Nov Kellys Swamp GrL14 (WrH).

HERONS, EGRETS AND BITTERNS

White-faced Heron *Egretta novaehollandiae* C.BR

GBS: 99 records from 15 sites in all months; reported from a site in Curtin GrJ14 (AJR) on 43 out of a possible 48 weeks, from CSIRO Gungahlin GrK12 (C1M) on 17 out of 50 weeks and a site in Kambah GrI16 (WAH) on 15 out of 40 weeks, recorded less frequently at all other sites; largest 11/2wk Dec Kambah GrI16 (WAH). 1 breeding record — dy/2wk Dec Curtin GrJ14 (AJR).

WBS: Numbers continue to fall:

	Jul	Aug	Sep	Oct	Nov	Dec	Jan	Feb	Mar	Apr	May	Jun
LBth	0	0	0	1	1	0	1	3	5	8	0	1
LGeo	4	7	6	9	24	40	17	13	24	23	4	1

Misc: 79 records from 53 grid cells in all months throughout the region; seasonal distribution — spring (26 records), summer (19), autumn (24), winter (10); of the 63 records for which numbers were provided, 42 were of 1 bird, 12 were of 2 birds, and 9 were of from 3 to 6 birds the largest being 6/21 Jan Brindabella valley GrB 16 (FyM). 1 breeding record — dy/3 Mar GrH16 (LaD).

Little Egret *Egretta garzetta*

R.Vi

First record since Jul 1991.

Misc: 1/15 Feb Grevillea Pk GrL14 (TaM).

White-necked Heron *Ardea pacifica*

U.Vi

GBS: 4 records from 1 site — 1/2wk, 1/3wk, 2/5wk Jan, 2/1wk Feb CSIRO Gungahlin GrK12 (C1M).

WBS: First records since 1991-92 — 2/24 Sep, 1/29 Jan both LGeoS GrR11 (LeM, FyM).

Misc: 5 records — 1/2 Oct Lake Rd GrR12 (BuM), A/10 Jan Lower slopes of Mt Taylor GrJ15 (KrS), 4/21 Jan Brindabella Valley GrB16 (FyM), 2/30 Jan swamp c. 2.3 km ESE Manar Hs GrY14 (LeB), 2/15 Feb Mt Clear camping ground GrI27 (FrI).

Great Egret *Ardea alba*

U.Vi

GBS: 2/1wk Jan CSIRO Gungahlin GrK12 (C1M).

WBS: 7 records (compared with 1 last year) — LGeoS GrR11 - 1/21 Jul, 2/24 Sep, 1/29 Oct, 1/30 Nov; LGeoN GrR6 - 1/2 Oct, 1/30 Nov, 1/7 Mar, all LGeoN (all FyM, LeM).

Misc: 4 records (compared with 7 last year and 16 the year before) — 1/15 Aug LGen NW side GrJ12 (G1J), 1/2 Oct LGeoS GrR11 (BuM), 1/21 Mar Kellys Swamp GrL14 (HaP1), 1/26 Apr Jerrabomberra Wetlands GrL14 (LiB).

Cattle Egret *Ardea ibis*

U.Vi

Number of records remains low.

WBS: 19/1 Apr LBth, E basin GrY8 (LeM) — this is the largest group ever reported at LBth.

Misc: 14 records from 4 grid cells (compared with 21 from 6 last year), 12 of the records came from Jerrabomberra Wetlands and environs, and LGen, no records between 21 Nov and 6 Mar; largest 11/25 Jul Kellys Swamp GrL14 (WrH).

Nankeen Night Heron *Nycticorax caledonicus*

U.Vi

Misc: 5 records — 4/1 Dec farm dam off Bungendore to Gundaroo rd GrQ11 (FyM), 1/11 Feb Kellys Swamp GrL14 (AnF, C1G), 1/4 Mar Yass R GrF3 (LeB), 1/6 Mar Jerrabomberra Wetlands GrL14 (VeP), 1/10 Mar McCarthy Rd crossing GrG10 (DaC).

Little Bittern *Ixobrychus minutus*

R.Vi

First record since Dec 1990.

Misc: 1/5 Mar Molonglo R 1 km upstream LBG GrL14 (LiH).

IBISES AND SPOONBILLS

Glossy Ibis *Plegadis falcinellus*

R.Vi

First record since 1991-92.

WBS: 2/3 Jan LGeoN GrR6 (LeM).

Australian White Ibis *Threskiornis molucca*

C.BR

GBS: 39 records in all months except Sep from 12 sites in Gilmore GrL16 (StT), Pearce GrK15 (KrS), Kambah GrJ16 (PeH, VeP) and GrI16 (WAH), Fisher GrJ15 (PeH), Curtin GrJ15 (AvJ) and GrJ14 (MoM3, AJR), Holt GrI12 (DaC), CSIRO Gungahlin GrK12 (C1M), Palmerston GrK11 (StM1); largest 70/1wk Feb, 40/1wk Dec, 40/2wk Dec all Holt GrI12 (DaC).

WBS: LBth — overall numbers still high with peaks in July (continuing last year's peak in autumn and early winter) and in summer. LGeo — numbers continue to increase following the low numbers of 1991-92 but are still well below those of earlier years:

	Jul	Aug	Sep	Oct	Nov	Dec	Jan	Feb	Mar	Apr	May	Jun
LBth	45	4	0	0	14	16	26	9	6	7	1	2
LGeo	0	1	99	6	54	26	5	3	0	0	0	0

Misc: 42 records from 36 grid cells (30 in the northern half of the region) in all months except Jun; largest 400/4 Jan Belconnen rubbish tip GrH12 (FyM), 130/18 Apr Mugga Lane rubbish tip GrL16 (MoM3). 2 breeding records — on/4 Nov Taemas Bridge GrE7 (DaC) (see also Davey 1995), on/1 Dec farm dam off Bungendore to Gundaroo rd GrQ11 (FyM) (98 birds were present at the time of this observation). These records are from the only breeding colonies of this species ever reported from the Canberra region.

Straw-necked Ibis *Threskiornis spinicollis*

C.Vi

GBS: 97 records from 18 sites, as in the previous year the majority (92 records) were from the cooler months Jul, Aug, Sep, Apr, May, Jun; and came from the southern suburbs — Tuggeranong (46 records from 5 sites), Woden (33 from 6), Weston Creek (15 from 5), Canberra (1 from 1) and CSIRO Gungahlin (2 from 1); largest 130/5wk Apr Curtin GrJ14 (AJR), 100/1wk May Curtin GrJ15 (AvJ).

WBS: There has been an increase from the low numbers of the previous 2 years. 158 is the largest ever recorded from LGeo.

	Jul	Aug	Sep	Oct	Nov	Dec	Jan	Feb	Mar	Apr	May	Jun
LBth	0	5	0	0	16	67	19	3	1	7	0	9
LGeo	0	85	8	1	158	51	0	1	63	19	15	7

Misc: 24 records from 19 grid cells in all months except Mar; unlike the previous 2 years there have been only 3 records from playing fields in Canberra; largest 175/3 Nov LGeoN between shoreline and highway GrR6 (FyM), 130/3 May N Curtin oval GrJ15 (AIR), 100/26 Apr Southlands shopping area GrK15 (WrH).

Royal Spoonbill *Platalea regia*

U.Vi

GBS: 1/1wk May, 6/1wk Jun Palmerston GrK11 (StM2), 1/2wk Feb CSIRO Gungahlin GrK12 (CIM).

WBS: Numbers continue to be low after the high figures recorded during 1989-92:

	Jul	Aug	Sep	Oct	Nov	Dec	Jan	Feb	Mar	Apr	May	Jun
LBth	0	0	0	1	0	0	0	0	0	6	0	0
LGeo	0	2	6	0	0	1	1	13	6	2	0	0

Misc: 7 records — 2/1 Dec farm dam off Bungendore to Gundaroo rd GrQ11 (FyM), 3/22 Jan, 2/26 Jan, 3/29 Jan all Jerrabomberra Wetlands GrL14 (AnF, McI, LiB, BuM), 3/18 Feb, 3/28 Feb, 2/4 Mar all Kellys Swamp GrL14 (CIG, FIB, TaD).

Yellow-billed Spoonbill *Platalea flavipes*

U.Vi

GBS: 1/1wk Feb, 1/2wk Jun CSIRO Gungahlin GrK12 (CIM).

WBS: Numbers remain low:

	Jul	Aug	Sep	Oct	Nov	Dec	Jan	Feb	Mar	Apr	May	Jun
LBth	0	5	0	0	0	0	0	0	2	2	0	1
LGeo	1	6	1	0	0	1	0	1	0	5	1	4

Misc: 6 records — 1/10 Oct Jerrabomberra Wetlands GrL14 (PeH), 1/14 Nov 'Uardry' Bellmount Forest GrN4 (BIR), 1/3 Apr swamp c. 12 km S Braidwood GrY19 (FyM), 1/9 Apr Kellys Swamp GrL14 (FIB), 1/12 Apr Dam 100 m E of junction of Bindubi St and William Hovell Dr GrJ13 (TaN), 3/4 Jun shore of LGeo GrR11 (BuM).

HAWKS AND EAGLES**Black-shouldered Kite** *Elanus axillaris*

U.BR

GBS: 1992-93 saw a recovery in the measure of abundance (A=0.028) following the decline in 1991-92 (A=0.0077). This year there was further increase in abundance and also in recording rate (R), up by 58%. Records from 14 sites for a total of 121 birds. Covering all months but with fewer between 2wk Dec and 2wk Mar. A=0.0428, F=20.9%, W=43, R=3.22%, G=1.33.

WBS: 1/2 Mar and 1/1 Apr LBthE GrY8 (LeM).

Misc: 29 records, 46 birds, covering all months except Dec. 1 breeding record — dy/21 Aug Mt Taylor GrJ15 (BeC).

Black Kite *Milvus migrans*

R.Va

Misc: 1/29 Apr 2 km N of Michelago GrL23 (FrI). This is only the 7th record of this species in the region since the beginning of 1986.

Whistling Kite *Haliastur sphenurus*

U.BR

GBS: 1/2wk and 2/3wk Jun Campbell GrL14 (RoC).

WBS: 12 records from LBth (19 birds) and 10 from LGeo (12 birds).

Misc: 10 records of single birds from Uriarra Crossing, LGeo, LBth and Jerrabomberra Wetlands.

- White-bellied Sea-Eagle** *Haliaeetus leucogaster* U.BVi
WBS: 11 records from LBth (18 birds) and 4 from LGeo, (5 birds).
Misc: 23 records involving 29 birds and covering all months except Nov and Feb. Most from LGeo, Googong, Uriarra Crossing and Murrumbidgee R and urban lakes, but also 1/5 May nr Tidbinbilla GrG16 (RoT). 1 record of a bird on or seen leaving the nest 19 Sep (DaC). The number of records this year continues the trend of increased sightings since 1988-89.
- Spotted Harrier** *Circus assimilis* R.Vi
WBS: 1/31 Jan LBth E basin GrY8 (LeM).
- Swamp Harrier** *Circus approximans* U.BR
WBS: 15 records of single birds — 8 from LBth and 7 from LGeo.
Misc: 1/28 Aug Bogong Ck GrH25 (FyM), 1/4 Sep 'Moonyah' GrS4 (C1G), 1/18 Oct UNIC GrK12 (GoT).
- Brown Goshawk** *Accipiter fasciatus* U.BM
GBS: 30 observations, all of single birds, from 12 sites. No records 2wk Dec to 2wk Feb inclusive. Apart from number of weeks seen (W=30), values remain slightly down.
WBS: 1/25 Apr LBthW GrY8 (LeM).
Misc: 14 records between 29 Aug and 15 May. Only 2 during the period from the beginning of Dec to end of Feb. The number of sightings since 1988-89 has declined.
- Grey Goshawk** *Accipiter novaehollandiae* R.Vi
Misc: 1/21 Feb over Campbell Pk offices GrM13 (GoP), 1(white morph)/23 Mar ANBG GrK 13 (FyM).
- Collared Sparrowhawk** *Accipiter cirrhocephalus* U.BM
GBS: A total of 40 records from 15 sites. Following a decline in values during the preceding 3 years, the increase apparent in 1992-93 continued this year. A=0.0141, F=22.4%, W=30, R=1.34%, G=1.05.
WBS: 2/22 Jun LGeoN GrR6 (FyM).
Misc: 9 non-breeding records.
- Wedge-tailed Eagle** *Aquila audax* C.BR
GBS: Although distribution (F) remained close to the usual level, abundance (A), weeks seen (W) and recording rate (R) were substantially above values of recent years. 39 records this year, (26 of single birds and 13 of 2 birds) from 7 sites (1991-92 — 12 from 6 sites, 1992-93 — 11 from 7 sites).
WBS: 10 records from LBth, including 4/21 May GrY8 (MiP) and 2 from LGeo.
Misc: 40 records (70 birds) covering all months. 1 breeding record extending from ny/7 Sep to dy/1 Dec (DaC).
- Little Eagle** *Hieraaetus morphnoides* U.BR
GBS: 33 records involving a total of 36 birds, from 6 sites.
WBS: 9 records from LBth and 3 from LGeo.
Misc: 25 observations recorded. 1 of a bird on or leaving nest — 10 and 17 Oct (GuG).

FALCONS

Brown Falcon *Falco berigora*

U.BR

GBS: 18 records of 1 or 2 birds from 4 sites and broadly spread throughout the year.

WBS: 10 records from LBth and 2 from LGeo, the same as last year.

Misc: 41 observations reported covering all months and from all parts of the region.

Australian Hobby *Falco longipennis*

U.BM

GBS: Values consistent with previous years, with an increase in observations during summer months. Reports of 81 birds from 25 sites, including 3/3wk and 4/4wk Feb Weetangera GrJ13 (FyM).

WBS: 4 records from LBthE and W GrY8 — 1/23 Aug, 1/21 Nov, 1/31 Jan and 1/20 Feb.

Misc: 12 observations reported in all months except Dec, Jan and Feb, in contrast to GBS pattern. 2 breeding records — on/30 Oct Gossan Hill GrK12 (BuM), ny/21 Nov O'Connor Ridge GrK13 (McI).

Peregrine Falcon *Falco peregrinus*

U.BR

GBS: Reported sightings of 15 birds from 6 sites in Holt (DaC), Weston (BoJ), Kambah (VeP and WAH), Curtin (AJR) and Scullin (McR). With one exception (5wk Oct), all between 1wk Jan and 1wk May.

WBS: 1/21 Jul LGeoN GrR6 (FyM), 1/1 Apr LBthE GrY8 (LeM).

Misc: 13 observations recorded, all months except Dec. 1 breeding record — on/5 Sep (McI).

Nankeen Kestrel *Falco cenchroides*

C.BR

GBS: Records for all months with fewer from 3wk Dec to 3wk Mar. 84 records of 1 or 2 birds from 15 sites. After 5 years of decline, particularly during the last 3, values are much higher and comparable with those of the mid to late 1980s. A=0.0315, F=22.4%, W=45, R=2.97%, G=1.06.

WBS: 20 records from LBth and 5 from LGeo.

Misc: 69 observations reported, covering all months, with 25 of them in Nov. 1 breeding record - co/26 Sep Campbell Pk GrM13 (BuM).

RAILS, CRAKES AND GALLINULES

Australian Spotted Crake *Porzana fluminea*

R.BR

WBS: 6/25 May LGeoN GrR6 (FyM), 6/22 Jun LGeoN GrR6 (FyM).

Misc: 3/26 Jan Jerrabomberra Wetlands GrL14 (McI), 1/28 Jan Kellys Swamp GrL14 (FrI).

Purple Swamphen *Porphyrio porphyrio*

C.BR

WBS: 8 records all from LGeoN GrR6 - 4/2 Oct, 15/30 Nov, 1/29 Jan, 2/7 Mar, 10/31 Mar, 16/27 Apr, 15/25 May, and 10/22 Jun.

Misc: 35 non-breeding records covering all months except Sep. 7 records of dy in Oct, Dec, Jan and Feb, from Jerrabomberra Wetlands and around urban lakes.

Dusky Moorhen *Gallinula tenebrosa* C.BR
WBS: 1/22 Aug LBth Morass GrZ7 (DoM).
Misc: 54 records, 40 of them from Jerrabomberra Wetlands and around urban lakes. 2 breeding records — dy/26 and 29 Jan Jerrabomberra Wetlands GrL14 LiB).

Eurasian Coot *Fulica atra* C.BR
WBS: LBth - although not up to the level of 1991-92 numbers were slightly higher than last year. Max in Dec. LGeo — absent or numbers very low Sep to Jan. Max in Apr.

	Jul	Aug	Sep	Oct	Nov	Dec	Jan	Feb	Mar	Apr	May	Jun
LBth	<u>1426</u>	5348	5105	2165	6330	8420	6870	5770	1980	1780	948	1040
LGeo	264	138	0	6	0	25	0	240	410	2770	540	100

Misc: 53 non-breeding records, 38 of them from Jerrabomberra Wetlands and around urban lakes. 1 breeding record — dy/1 Dec farm dam nr Gundaroo Rd GrQ11 (FyM).

BUTTON-QUAIL

Painted Button-quail *Turnix varia* R.BR
Misc: X/26 Sep Brooks Hill Res GrR14 (GuG), 1/21 Jan Brindabella Rd GrD14 (FyM), 1/11 May Mt Majura GrM12 (GoT).

SANDPIPERS AND ALLIES

Latham's Snipe *Gallinago hardwickii* U.M
WBS: 2/26 Oct LBthW GrY8 (LeM), 2/29 Jan LGeoN GrR6 (FyM).
Misc: 12 records, 11 from Jerrabomberra Wetlands GrL14, up to 8 birds, from 21 Aug to 28 Feb. Also 2/30 Jan Swamp nr Manar Hs GrY14 (LeB).

Marsh Sandpiper *Tringa stagnatilis* R.Va
WBS: 2 records from LBth W basin GrY8 - 5/26 Oct and 1/30 Nov (both LeM)

Common Greenshank *Tringa nebularia* R.Vi
WBS: 2 records from LBthE GrY8 - 1/24 Sep and 1/30 Nov (both LeM).

Wood Sandpiper *Tringa glareola* U.Va
Misc: 9 reports of a single bird at Kellys Swamp GrL14 from 22 Jan to 28 Feb.

Common Sandpiper *Actitis hypoleucos* R.SM
Misc: Most unusual record at an urban lake — 1/LGin GrJ12 from 7 to 24 Apr (LaJ, McD).

Ruddy Turnstone *Arenaria interpres* R.Vi
WBS: 1/26 Oct LBth E basin GrY8 (LeM).
Misc: 1/7 Oct LBth W basin GrY8 (NiJ).

Red-necked Stint *Calidris ruficollis* U.Vi

WBS: Recorded only at LBth - Present all months except Aug. Numbers up on the previous highest recorded in 1987-88. Usual summer peak.

	Jul	Aug	Sep	Oct	Nov	Dec	Jan	Feb	Mar	Apr	May	Jun
LBth	98	0	21	85	217	386	22	211	241	24	45	91

Pectoral Sandpiper *Calidris melanotos* R.Vi

WBS: 4 records from LBth E basin GrY8 — 2/26 Oct, 1/30 Nov, 2/2 Mar, 1/1 Apr (all LeM).

Sharp-tailed Sandpiper *Calidris acuminata* C.M

WBS: LBth — early records this year in Aug and unusually late records in May and Jun.

Numbers slightly down. LGeo — present only Sep and summer months through to Apr.

	Jul	Aug	Sep	Oct	Nov	Dec	Jan	Feb	Mar	Apr	May	Jun
LBth	0	3	2	57	339	329	45	221	94	20	10	4
LGeo	0	0	7	0	0	0	125	100	60	85	0	0

Curlew Sandpiper *Calidris ferruginea* U.Vi

WBS: Recorded at LBth only. Small numbers, principally Oct to Dec.

	Jul	Aug	Sep	Oct	Nov	Dec	Jan	Feb	Mar	Apr	May	Jun
LBth	0	0	4	31	50	10	0	1	5			
										Apr 1	May 0	Jun 6

Buff-breasted Sandpiper *Tryngites subruficollis* R.Vi

WBS: 1/26 Oct LBth E basin GrY8 (LeM).

STILTS AND AVOCETS

Black-winged Stilt *Himantopus himantopus* U.BVi

WBS: LBth — present all months and numbers largest since 1982-83. LGeo — unusually large numbers Jul and Aug, otherwise numbers down at this site.

	Jul	Aug	Sep	Oct	Nov	Dec	Jan	Feb	Mar	Apr	May	Jun
LBth	33	59	116	191	133	131	225	124	120	42	76	18
LGeo	63	63	7	0	3	51	150	4	0	45	3	1

Misc: 2 records — 3/4 Jun Shore of LGeo GrR10 (BuM), C/13 Jun LBthW GrY8 (BoD).

Red-necked Avocet *Recurvirostra novaehollandiae* U.Vi

WBS: LBth — 3/24 Sep and 2/30 Dec E basin GrY8 (both LeM). LGeoN GrR6 — 9/21 Jul, 7/26 Aug, 5/25 May and 8/22 Jun (all FyM) and 3/3 Jan (LeM).

PLOVERS, LAPWINGS AND DOTTERELS

Pacific Golden Plover *Pluvialis fulva*

R.Vi

WBS: Only 3 records this year, all from LBth.

	Jul	Aug	Sep	Oct	Nov	Dec	Jan	Feb	Mar	Apr	May	Jun
LBth	0	0	3	0	19	22	0	0	0	0	0	0

Red-capped Plover *Charadrius ruficapillus*

C.BR

WBS: LBth — present all months, with max in Mar. LGeo — Numbers again down on previous years.

	Jul	Aug	Sep	Oct	Nov	Dec	Jan	Feb	Mar	Apr	May	Jun
LBth	74	47	86	166	219	149	91	213	354	179	247	172
LGeo	24	25	3	20	0	20	24	0	0	25	135	13

Misc: B/13 Jun LBthW GrY8 (BoD).

Double-banded Plover *Charadrius bicinctus*

U.Vi

WBS: LBth — Usual pattern of records, absent spring and summer with first reappearance in Feb and increasing Mar—Jun. Numbers slightly up on last year. LGeo — 2 winter records only.

	Jul	Aug	Sep	Oct	Nov	Dec	Jan	Feb	Mar	Apr	May	Jun
LBth	12	0	0	0	0	0	0	2	113	15	74	25
LGeo	12	0	0	0	0	0	0	0	0	0	0	6

Misc: 1/16 Apr LGeo GrJ12 (LiH).

Black-fronted Dotterel *Elseya melanops*

U.BR

WBS: LBth — Present in small numbers. Typical seasonal pattern with absence from end Oct to end Mar. LGeo — only 1 record this year.

	Jul	Aug	Sep	Oct	Nov	Dec	Jan	Feb	Mar	Apr	May	Jun
LBth	15	3	3	2	0	0	0	0	1	15	20	11
LGeo	0	0	0	0	0	0	0	0	0	0	2	0

Misc: 34 records covering all months. Principally from Jerrabomberra Wetlands and LGeoS. Others from Burra GrN20, Tin Hut dam GrO18, Point Hut GrJ17, 'Yellanglo' GrL3, Taemas Bridge GrE7, and Angle Crossing GrK21.

Red-kneed Dotterel *Erythronys cinctus*

U.Vi

WBS: No records from LBth. At LGeo no spring or summer records but numbers in autumn/winter slightly higher.

	Jul	Aug	Sep	Oct	Nov	Dec	Jan	Feb	Mar	Apr	May	Jun
LGeo	12	0	0	0	0	0	0	0	0	9	20	76

Misc: 9 records of 1 to 4 birds, all from Jerrabomberra Wetlands and, unlike the WBS records from LGeo, all during spring and summer months (10 Oct to 13 Feb).

Banded Lapwing *Vanellus tricolor*

R.BVi

WBS: 11 records from LBth this year. No winter records.

	Jul	Aug	Sep	Oct	Nov	Dec	Jan	Feb	Mar	Apr	May	Jun
LBth	0	0	1	19	28	20	22	7	19	2	7	0

Masked Lapwing *Vanellus miles*

C.BR

GBS: Values of abundance and distribution slightly lower than last year and also just below the long-term average. Records cover all months. Only 1 breeding record — on/3wk Oct CSIRO Gungahlin GrK12 (C1M).

WBS: Recorded all months at both sites. Numbers somewhat below those of 1992-93.

	Jul	Aug	Sep	Oct	Nov	Dec	Jan	Feb	Mar	Apr	May	Jun
LBth	44	91	40	38	120	81	128	132	100	150	81	74
LGeo	97	48	68	138	78	72	145	110	70	88	78	30

Misc: 77 records covering all months and widely distributed across the region. Largest counts from Jerrabomberra Wetlands GrL14. 3 breeding records — on/13 Sep Sutton/Gundaroo Rd GrN9 (DaC), ne/17 Oct Jerrabomberra Wetlands GrL14 (McI), on/7 Nov Kellys Swamp GrL14 (WrH).

GULLS AND TERNS**Silver Gull** *Larus novaehollandiae*

C.BR

GBS: Reported from more sites. However, other values returned to close to long-term averages following the rather unusual figures of 1992-93, the result of a high recording rate from a lakeside site.

WBS: Birds recorded all months at both sites this year. LBth — earlier build up of numbers than last year with peak in Nov.

	Jul	Aug	Sep	Oct	Nov	Dec	Jan	Feb	Mar	Apr	May	Jun
LBth	<u>1261</u>	1684	1237	1095	2900	791	185	180	480	509	301	48
LGeo	559	98	275	205	40	75	127	110	142	255	103	97

Misc: 32 records covering all months, almost all from Canberra's urban lakes and environs.

Whiskered Tern *Chlidonias hybridus* R.Vi
WBS: 22/21 Nov LBth Morass GrZ8 (DoM), 10/21 Nov LBthW GrY8 (HoT), 33/30 Dec LBthE GrY8 (LeM), 3/3 Jan LGeoN GrR6 (LeM).
Misc: 1/7 Nov Jerrabomberra Wetlands GrL14 (WrH), 12/28 Nov Yarralumla Bay GrK14 (DaG) (see also Dabb 1994).

PIGEONS AND DOVES

Rock Dove *Columba livia* C.BR
GBS: Although subject to fluctuations year by year measures of abundance (A), distribution (F) and recording rate (R), have all fallen noticeably when compared with the average figures for the past 10 years (1984-85 — A=1.25, F=64%, R=20%; 1987-88 — A=0.871, F=55.7%, R=15.34%; 1990-91 — A=0.584, F=54.1%, R=12.03%; 1993-94 — A=0.601, F=38.8%, R=12.37%). This year there were records for all months. Breeding reported from Curtin GrJ14 (AJR) — ny/1wk Jul, ne/3wk Sep, ny/1wk Oct, ny/4wk Jan and dy/2wk Feb.
Misc: 26 reported observations. No breeding records this year.

Spotted Turtle-Dove *Streptopelia chinensis*
GBS: 2 reported sightings (escapes) — 1/3wk Dec and 1/1wk Jan Evatt (LaM).

Common Bronzewing *Phaps chalcoptera* U.BR
GBS: Records this year from eleven sites. A substantial increase in all values is attributable to records of up to 6 birds for all except 4 weeks of the year, from one new site adjacent to a pine plantation in Duffy GrI15 (HiG).
Misc: 22 records of 1 or 2 birds, covering all months except Jan.

Crested Pigeon *Ocyphaps lophotes* U.BR
GBS: For 1992-93 sightings were recorded at 21 sites (F=32.3%). For this year the figure has risen to 32, close to half of all sites (67). At 4 sites in Calwell, Ainslie, Kambah and Downer birds were recorded, respectively, for 36, 37, 38 and 43 weeks of the year. The measure of abundance (A) has again risen markedly (1986-7 = 0.004, 1989-90 = 0.0161, 1991-92 = 0.1977, 1992-93 = 0.2818, 1993-94 = 0.3468). Breeding display recorded at a site in Ainslie GrL13 (BaJ) 5wk Jul, 1wk Aug and 1wk Sep.
Misc: 98 reported sightings (cf. 1991-92 — 64, 1992-93 — 55). Most from the northern areas of the region and suburban Canberra, the furthest south being 'Yalleroo', Cooma Rd GrM18.

Peaceful Dove *Geopelia striata* R.BR
Misc: 2/17 Jan S of Wee Jasper GrA10 (FyM).

Wonga Pigeon *Leucosarcia melanoleuca* C.BR
Misc: 6 records from Tidbinbilla NR and Brindabella Ra, and 1/20 Mar Wyanbene GrY25 (FyM).

COCKATOOS

Glossy Black-Cockatoo *Calyptorhynchus lathami* R.Vi
Misc: 3/29 Aug Red Hill GrK14 (BuM).

Yellow-tailed Black-Cockatoo *Calyptorhynchus funereus* C.BR
GBS: Recorded at 5 sites in Chapman, Duffy and Weston. Largest numbers 51/4wk Jul and 30/2wk Aug Duffy GrI15 (SMM), 42/1wk Aug Duffy GrI15 (HiG) and 26/4wk Mar Chapman GrI15 (McA1).

Misc: 21 non-breeding records mostly outside the suburban area. Largest flock 23/7 Sep Weston GrJ15 (LeB). 1 breeding record: dy/27 Feb Lowden Forest GrV19 (AIR).

Gang-gang Cockatoo *Callocephalon fimbriatum* C.BR
GBS: Abundance (A=0.6911) slightly down from 1992-93 (A=0.7064). Seen at 65.7% of sites. Breeding reported from 4 sites.
Misc: 30 non-breeding records from all months except Jul and Sep. No breeding records.

Galah *Cacatua roseicapilla* C.BR
GBS: Abundance (A=6.4510) up from 1992-93 (A=5.2582). Recorded from 98.5% of sites (down from 100% last year). Breeding recorded at 15 sites.
WBS: 15 records. Regularly sighted around LBth (GrY8 and GrZ7).
Misc: 210 non-breeding records. Breeding records: ih/17 Oct Junction of Hume Hwy and Burrinjuck Rd GrA2 (C1G), dy/21 Nov O'Connor Ridge GrK13 (McI), dy/12 Dec LGin GrJ12 (McI), dy/30 Jan O'Connor Ridge GrK13 (McI).

Little Corella *Cacatua sanguinea* U.R
GBS: Records for 24 weeks at 1 site in Holt GrI12 (DaC). Largest number 5/3wk Dec
Misc: 2/31 Aug Canberra Grammar School GrK14 (NiJ), 2/23 Mar Nr Burbong Trig GrO15 (BoT)

Sulphur-crested Cockatoo *Cacatua galerita* C.BR
GBS: Slight increase in abundance (A=5.2262) over 1992-93 (A=5.1262) reflecting the continuing long term increase for the species (e.g. 1984-85 A=2.94, 1987-88 =3.12, 1990-91 =4.24). Seen at 98.5% of sites. Breeding recorded at 3 sites: dy/4wk Jan Cook GrJ13 (BrM), dy/1wk Jan, 1-2wk Feb Cook GrJ13 (DaB), dy/5wk Jan, 2wk Mar Calwell GrK17 (ChV).
WBS: Usually present LBth (GrY8 and Z7). Total of 11 records.
Misc: 198 non-breeding records. 1 breeding record: ih/26 Jun Oakey Hill GrJ15 (PeS).

LORIKEETS

Rainbow Lorikeet *Trichoglossus haematodus* R.Vi
GBS: 1 or 2 birds recorded again in Aranda GrJ13, this year during a total of 14 weeks in Jul, Oct, Nov, Dec, Mar, Apr and May (HaK), also 1/1wk Jan Fisher GrJ15 (BiJ).
Misc: 2-3/27 May to 4 Jun Fadden GrK16 (RoP).

Little Lorikeet *Glossopsitta pusilla* R.Vi
GBS: 2/2wk Dec, 4/3wk Dec Hughes GrK15 (AnI).
Misc: 10 records including 3/12 Dec Campbell Pk GrM13 (BoJ), 6/14 Jan ANU Staff Centre GrK13 (LeB), 20/13 Mar Murrumbidgee R GrL24 (BoJ) and 5/7 May Woodstock NR GrH12 (LeB).

PARROTS

Australian King-Parrot *Alisterus scapularis* C.BR
GBS: Abundance (A=1.6242) up from 1992-93 (A=1.1169). Recorded at 50 of the 67 sites. 24 records of dy from 8 sites during the period 2wk Jan to 3wk Mar.
Misc: 29 non-breeding records. 1 breeding record: dy/19 Mar Wyanbene Caves GrY26 (CaS).

Superb Parrot *Polytelis swainsonii* R.Vi
GBS: 2/4wk Dec-4wk Feb Hughes GrK15 (AnB) (see also Anderson 1994).
SPS: 25 reported sightings, up to a max of 21 birds, during the period 23 Sep to 14 Dec. A number of sightings in Murrumbateman GrI6, others from area between GrG5 to GrI10. Evidence of breeding was recorded. (See also Davey 1997).
Misc: 1/29 Sep Turner GrK13 (McI).

Crimson Rosella *Platycercus elegans* C.BR
GBS: More abundant (A=3.0163) than in 1992-93 (A=2.8263). Recorded at 64 of the 67 sites surveyed. Breeding recorded at 12 sites.
WBS: Usually around LBth GrY8. 6 records.
Misc: 291 non-breeding records. 8 breeding records including: ih/26 Sep Campbell Pk GrM13 (BuM), dy/17 Oct Long Rail Gully Rd GrG5 (DaC), ih/30 Oct Gossan Hill GrK12 (BuM), on/30 Oct Black Mtn GrK13 (TaD).

Eastern Rosella *Platycercus eximius* C.BR
GBS: Abundance (A=1.4751) slightly up from 1992-93 (A=1.3467). Recorded from all except 2 of the 67 sites surveyed. Breeding recorded from 9 sites.
WBS: 8 records, 1 at LGeo and 7 at LBth.
Misc: 208 non-breeding records. 6 breeding records including: ih/29 Aug Hall Gall (McI), ih/26 Sep Campbell Pk GrM13 (BuM), dy/17 Oct Long Rail Gully Rd GrG5 (DaC), dy/28 Nov Kambah Pool Rd GrI16 (WrH).

Pale-headed Rosella *Platycercus adscitus*
Misc: (escapee) 1/13 Nov Melba GrJ12 (PuD).

Red-rumped Parrot *Psephotus haematonotus* C.BR
GBS: Drop in abundance (A=0.4723) from 1992-93 (0.5242) continuing the pattern of decreases since 1984-85 (A=0.76). Recorded from 25 of the 67 sites surveyed. Breeding record: ih/2-4wk Sep Calwell GrK17 (ChV).
Misc: 71 non-breeding records. Breeding records: ih/20 Nov GrJ6 (DaC), dy/12 Dec LGIN GrJ12 (McI), on/19 Jan CSIRO Gungahlin GrL12 (LiB).

Budgerigar

GBS: 4 records (escapes): 1/3wk Jul Kambah GrJ16 (WiS), 1/2wk Mar Weston GrJ15 (LeB), 2/3wk Feb Hughes GrK15 (AnB), 1/3wk Jan Curtin GrJ14 (AJR).

Turquoise Parrot *Neophema pulchella*

R.Va

Misc: 1/9 Oct Campbell Pk GrM13 (SmR), 1/10 Oct Campbell Pk GrM13 (McI).

CUCKOOS**Pallid Cuckoo** *Cuculus pallidus*

C.BM

GBS: Following last years decline measures of abundance (A), distribution (F) and recording rate (R) have again fallen. Observations at only 11 sites involving a total of 32 birds. First 1wk Aug, last 3wk Jan.

Misc: 17 records of 1 or 2 birds, all from the northern half of the region. First 1/22 Aug E of Yass GrG2 (LeB), last 1/5 Dec Mulligans Flat GrL11 (LiB).

Brush Cuckoo *Cacomantis variolosus*

U.BM

GBS: Records from 2 sites — 1/2wk Nov to 1wk Dec Bruce GrJ12 (BuM), 1/1 and 2wk Jan Cook GrJ13 (BrM).

Misc: 7 records — first 1/2 Oct Mt Ainslie GrM12 (LeM), last 1/20 Jan Bobbys Plains GrA14 (FyM), and including 4/12 Dec Campbell Pk GrM13 (GoT).

Fan-tailed Cuckoo *Cacomantis flabelliformis*

C.BM

GBS: Values remained at levels similar to last year with 14 records of single birds, but this year, at only 9 sites, the lowest distribution value since 1985-86. First — 1/1wk Aug Chapman GrI15 (HAJ), last — 1/2wk Jan Cook GrJ13 (BrM).

WBS: 1/21 Jul LGeoN GrR6 (FyM).

Misc: 40 records widely spread across the region and covering all months.

Horsfield's Bronze-Cuckoo *Chrysococcyx basalis*

C.BM

GBS: 20 records from 7 sites. First — 2/2wk Aug Sutton Rd GrO12 (ScG), last — 1/4wk Jan Evatt GrJ12 (LaM).

Misc: 16 records. First — 1/22 Aug Jerrawa area GrJ1 (LeB), last — 1/14 Feb S of William Hovell Dr GrI13 (FyM).

Shining Bronze-Cuckoo *Chrysococcyx lucidus*

C.BM

GBS: Values remained at about the same levels as 1992-93, with 40 records from 8 sites. First — 1/5wk Jul Cook GrJ13 (BrM), last — 1/1wk Mar Sutton Rd GrO12 (ScG).

Misc: 21 records. First 1/18 Jul Yass River Rd GrJ4 (FyM), last — X/16 Jan Blundells Creek Rd GrD15 (BoJ).

Common Koel *Eudynamys scolopacea*

R.M

GBS: 1/4wk Nov Fisher GrI15 (BiJ).

Misc: 1/9 Feb Isaacs Ridge GrK15 (HoA).

OWLS

Southern Boobook *Ninox novaeseelandiae* C.BR

GBS: 109 records from 25 sites. Usually of single birds but 4 records of 2 birds from Ainslie GrL13 (RoA). No records for Jul, May or Jun.

Misc: 5 records only. First 1/14 Oct Yarralumla GrK14 (TaP), last 1/19 Mar Wyanbene Caves GrY26 (CaS).

Barn Owl *Tyto alba*

R.Vi

GBS: 2/1wk Nov CSIRO Gungahlin GrK12 (C1M).

FROGMOUTHS AND NIGHTJARS

Tawny Frogmouth *Podargus strigoides*

U.BR

GBS: Records again this year from the Chapman GrI15 and Cook GrJ13 sites. Breeding also recorded at Chapman — dy/1wk Nov (BBG).

Misc: 1/20 Dec Berlang GrX24 (FyM), 4/3 Jan Mt Ainslie GrL13 (TaD), 1/25 Mar Mt Majura GrM12 (TaN), 1/19 Apr Black Mtn GrK13 (TaN).

Australian Owlet-nightjar *Aegotheles cristatus*

U.BR

Misc: 1/20 Dec Berlang GrX24 (FyM), A/19 Mar Wyanbene Caves GrY26 (CaS), 1/6 Apr Currango GrA24 (FyM), 1/29 May Mt Ainslie GrL13 (TaD).

SWIFTS

White-throated Needletail *Hirundapus caudacutus*

C.M

GBS: Recorded at 17 sites. First for year 80/4wk Nov Curtin GrJ14 (AJR), last 4/1wk Apr Curtin (AvJ). Abundance increased from last year (0.07 to 0.18) and average group size rose slightly (8.6 to 10.6).

Misc: 20 records, first X/7 Jan Tuggeranong Freeway GrJ14 (PeH), last 2/3 Apr Weetangera GrJ13 (WoD). Most records of small numbers but a large group (50+) recorded 11 Feb at LBG and Russell GrK13 and L14 (C1G, BoJ).

KINGFISHERS, BEE-EATERS AND ROLLERS

Laughing Kookaburra *Dacelo novaeguineae*

C.BR

GBS: Recorded at 49 sites, occurrence similar to last year. 2 breeding records — ih/3wk Jul, 2wk and 3wk Sep Fisher GrJ15 (PeH) and dy/1,2wk Dec Cook GrJ13 (BrM).

WBS: 3 records only — 1/23 Aug LBthW GrY8 (HoT), 2/26 Aug LGeoN GrR6 (FyM), 2/24 Oct LBth Morass GrZ7 (DoM).

Misc: 166 records throughout the year with only 1 breeding record cf/24 Oct Campbell Pk GrM13 (PeH).

Sacred Kingfisher *Todiramphus sanctus* U.BM

GBS: 5 records from 5 sites. First 1/4wk Sep CSIRO Gungahlin GrK12 (C1M), last 1/3wk Feb Weetangera GrJ13 (FyM).

Misc: 18 records — no breeding. First 1/17 Oct Jerrabomberra GrL14 and Campbell Pk GrM13 (McI, AnF), last 1/13 Mar Campbell Pk GrM13 (McI).

Rainbow Bee-eater *Merops ornatus* C.BM

GBS: 6 records totalling 16 birds from 3 sites. First 6/4wk Oct Kambah GrJ16 (WiS), last 2/1wk Mar Kambah GrJ16 (WiS).

Misc: 15 records with no breeding recorded. First 1/28 Sep GrH16 (LaD), last 6/14 Mar Mt Majura GrL12 (GoT).

Dollarbird *Eurystomus orientalis* U.BM

GBS: Recorded from 21 sites — no breeding. First for year 1/3wk Oct, then each week until last for year 1/4wk Feb Campbell GrL14 (RoC), also at 3 other sites on 4wk Feb. Abundance (A) up on last year to 1991-92 levels (1991-92 = 0.05, 1992-93 = 0.01, 1993-94 = 0.05).

Misc: 23 non-breeding records — first for year 2/14 Oct Mt Majura GrM12 (GoT), last 1/21 Feb Charnwood GrI11 (AnF). 2 breeding records — ih/14 Oct Mt Majura GrM12 (GoT), dy 4/31 Jan O'Connor GrK13 (McD).

LYREBIRD

Superb Lyrebird *Menura novaehollandiae* C.BR

Misc: 22 records — no breeding recorded.

TREECREEPERS

White-throated Treecreeper *Cormobates leucophaeus* C.BR

GBS: Recorded from 11 sites, mostly in the Belconnen area.

Misc: 167 non-breeding records, and 2 breeding records: di/22 Aug Jerrawa to Yass Rd GrH2 (LeB) and ih/28 Aug Boboyan Forest GrH25 (FyM).

Red-browed Treecreeper *Climacteris erythroptera* U.BR

Misc: 8 non-breeding records from the ranges to the E and W of Canberra.

Brown Treecreeper *Climacteris picumnus* C.BR

Misc: 34 non-breeding records, 17 of these from Campbell Pk (GrM12 and M13). 1 breeding record: dy/24 Oct Campbell Pk (PeH).

FAIRY-WREN

Superb Fairy-wren *Malurus cyaneus* C.BR

GBS: The abundance value (A) was well up on 1991-92 (0.5768), 1992-93 (0.6385) and 40% above the average over the period since 1984-85 (0.6226). Distribution (F) was also up by 13%. 3 breeding records: nb/4wk Sep Calwell GrK17 (ChV), dy/5wk Oct — 3wk Feb (late) Chapman GrI15 (HoJ), dy/2wk Jan Aranda GrJ13 (HaK). A=0.8713, F=73.1%, W=52, R=28.42%, G=3.07.

WBS: 1 record from LBth, 4 records from LGeo.

Misc: 257 non-breeding records, including 66/6 Aug Boboyan Forest GrH25 (FyM) and 55/5 Sep Shepherds Res GrH12 (McD). Only 1 breeding record: nb/26 Sep Brooks Hill Res GrR14 (GuG).

PARDALOTES AND ALLIES

Spotted Pardalote *Pardalotus punctatus*

C.BR

GBS: Last year the abundance value (A=0.6031) represented a temporary halt in the downward trend since 1984-85 (A=0.906). This year abundance is again down slightly (A=0.5762). Breeding reported from sites in Campbell, Fisher and Hall.

WBS: Only 1 observation recorded — 1/27 May LGeoN GrR6.

Misc: 89 reported observations, down on last year. 2 reports of breeding.

Striated Pardalote *Pardalotus striatus*

C.BR

GBS: Following the high number in 1992-93 (A=0.9041), the measure of abundance this year (A=0.4288) fell to the lowest figure for the years from 1984-85, and 41% below the average value for the period. Other values remain steady. Breeding reported this year from only 3 sites in Bruce, Curtin and Gungahlin.

Misc: 154 observations reported, including 4 breeding records: nb/30 Oct Gossan Hill GrK12 (BuM), ny/4 Nov Murrumbateman GrI6 (DaC), nb/21 Nov GrN6 (PeH), on/19 Dec nr Greenleigh Estate GrN15 (MuP).

Pilotbird *Pycnoptilus floccosus*

U.BR

Misc: 1/17 Oct E of de Burghs GrA5 (C1G), X/16 Jan Blundells Creek Rd GrD15 (BoJ), A/20 Feb Blundells and Warks Rds GrE15 (BoJ), A/27 Feb Lowden Forest GrV19 (AIR), 2/3 Apr Badja SF GrV30 (FyM).

White-browed Scrubwren *Sericornis frontalis*

C.BR

GBS: Abundance (A) rose by 37% and distribution (F) by 50% to the highest levels recorded during the past 10 years. The recording rate (R) was also up. A=0.1495, F=25.4%, R=7.28%. Seasonal pattern unchanged. 1 breeding record — dy/4wk Oct Aranda GrJ13 (GeJ).

Misc: 82 observations including 1 breeding record — ny/10 Oct Brooks Hill Res GrR14 (GuG).

Speckled Warbler *Chthonicola sagittata*

U.BR

GBS: 26 records totalling 40 birds from 7 sites including 3/3wk Jun Cook GrJ13 (TaN). 1 record of breeding — dy/3wk Nov Farrer (ReD).

Misc: 44 observations including — 8/19 Apr Black Mtn GrK13 (TaN). 1 breeding record — ny/10 Oct Brooks Hill Res GrR14 (GuG).

Weebill *Smicornis brevirostris*

C.BR

GBS: There was a small increase in abundance (A) and recording rate (R) while distribution (F) was slightly down. 3 breeding records — ne/4wk Sep Chapman GrI15 (HAJ), nb/2wk Sep and 4wk Nov Weetangera GrJ13 (FyM), dy/1wk Nov Kambah GrJ16 (VeP).

Misc: 58 records in all months. 1 breeding — dy/30 Jan O'Connor Ridge GrK13 (McI).

Brown Gerygone *Gerygone mouki* R.Vi

Misc: First sightings reported since May 1986 — 3/17 May ANBG GrK13 (NiJ), (and up to 5 present until 21 Sep 1994).

Western Gerygone *Gerygone fusca* U.BM

GBS: 12 reports of individual birds at 4 sites — first 2wk Sep Chapman (HAJ), others at Hughes (AnI), Cook (BrM) and CSIRO Gungahlin (C1M), between 2wk Feb and 5wk Apr.

Misc: Only 16 sightings this year, including 5/2 Oct Campbell Pk GrM13 (BuM). 2 reports of breeding — nb/6 Dec Mulligans Flat GrL 10 (BoJ), dy/23 Jan Campbell Pk GrM13 (McI).

White-throated Gerygone *Gerygone olivacea* C.BM

GBS: Following lower than usual abundance and distribution figures for the past 3 years values were back up to around the level of the longer term averages. First records — 1/3wk Sep Curtin (AJR) and Fisher (BiJ, PeH), last — 1/3wk May Ainslie (RoA).

Misc: 62 records. First — 1/11 Sep Campbell Pk GrM13 (AnF), last — 2/19 Mar Campbell Pk GrM13 (LiB).

Brown Thornbill *Acanthiza pusilla* C.BR

GBS: The measure of abundance ($A=0.2478$) rose following the falls of the past 2 years (1991-92 $A=0.1730$, 1992-93 = 0.0826) and is some 20% above the average figure for the past 6 years. With records from 35 of the 67 sites distribution was up to the highest level for the past 10 years. Again there was a predominance of records in the cooler months.

1 breeding record — dy/3wk Oct Chapman GrI15 (HAJ).

Misc: 97 observations including 1 breeding record — dy/21 Nov Tinderry Ra GrO24 (McD).

Buff-rumped Thornbill *Acanthiza reguloides* C.BR

GBS: Abundance (A), distribution (F) and recording rate (R) were all up on the low 1992-93 values but remain below the long-term average. No breeding reported.

Misc: 101 observations covering all months. No breeding reported.

Yellow-rumped Thornbill *Acanthiza chrysorrhoa* C.BR

GBS: The measures of abundance (A) and distribution(F) remain close to long-term average figures while the recording rate (R) is slightly up. Records cover all months with numbers again at their highest level from Feb through to May. Breeding reported from 8 sites, all dy, in Ainslie, Chapman, Curtin, Fisher, Kambah, Macquarie, Weetangera and Weston. First — dy/4wk Aug Chapman, last — dy/1wk Feb Curtin.

WBS: 5 records, 3, 4 or 5 birds, at LBth between 23 Aug and 20 Jun.

Misc: 181 observations, covering all months. Breeding records — cf/23 Aug Murrumbidgee golf course GrI16 (WrH), dy/17 Oct Jerrabomberra Wetlands GrL14 (McI), nb/8 Nov Oakey Hill GrJ15 (AvJ).

Yellow Thornbill *Acanthiza nana* U.BR

GBS: Following the steady downward pattern of values reported last year, all values for 1993-94 are up to a level slightly above the long-term average. There were 24 records involving 39 birds at 7 sites with most reports (15) coming from 1 site in Curtin GrJ14 (AJR).

Misc: 11 observations, including — 5/16 Jul Murrumbidgee R, E bank GrI16 (HuG), 10/11 Jun Mt Ainslie GrL13 (TaD). No records between 18 Sep and 4 Mar.

Striated Thornbill *Acanthiza lineata* C.BR
GBS: All values are up this year and are at a level consistent with the long-term average for this species.
Misc: 93 observations covering all months. 1 breeding record — dy/10 Oct Brooks Hill Res GrR14 (GuG).

Southern Whiteface *Aphelocephala leucopsis* U.BR
GBS: 2 records each of 2 birds, 5wk Apr and 4wk May, from 1 site outside the Canberra urban area, GrO12 (ScG).
WBS: 2/2 Mar LBthW GrY8 (LeM).
Misc: Only 7 records, between 13 Sep and 3 Apr. Only 1 in the Canberra urban area — A/15 Feb Red Hill Res GrK15 (NiJ).

HONEYEATERS

Red Wattlebird *Anthochaera carunculata* C.BR
GBS: Recorded from 62 sites throughout the year, with breeding at 21 sites. First breeding record nb/2wk Aug Cook GrJ13 (TaN), last dy/2wk Mar Curtin GrJ14 (AJR). Abundance down on last 4 years — this year = 1.67 compared with 1.93, 2.02, 1.86, and 1.99 previous years, this may be partly due to fewer autumn flocks recorded reflected in a drop in group size to 2.3 from 2.6 last year.
WBS: Single birds at LGeoS GrR11 and at LGeoN GrR6 on 26 Aug (FyM).
Misc: 132 records including 8 breeding. Only 4 records in Jul and 2 in Jun. First breeding on/28 Oct LGen GrJ12 (BeC), last dy/20 Mar Wyanbene GrY25 (FyM).

Spiny-cheeked Honeyeater *Acanthagenys rufogularis* R.Va
GBS: 1 bird recorded on 21 Jun and again the next week Evatt GrJ12 (LaM).

Noisy Friarbird *Philemon corniculatus* C.BM
GBS: Abundance continues to fall, 0.67 this year compared with 0.76 last year, 0.81 the year before and around 1.0 for the 3 previous years. Recorded from 60 sites. A single bird recorded in 1wk Jul with the first returning birds for the year occurring at 16 sites in 3wk Aug and a further 16 the following week. Most birds left by the 4wk Mar although a few stayed until last 3wk May Higgins GrI12 (McS). 6 breeding records, first nb/1wk Oct Ainslie GrL 13 (RoA), last dy/2wk Feb Chapman GrI15 (McA 1).
WBS: 2/26 Sep LBth Morass GrZ7 (HoT).
Misc: 93 records including 10 breeding. No records in Jul and Jun, only 2 in both Apr and May and 5 in Aug. First breeding dy/28 Nov Holt GrI12 (DaC), last breeding dy/30 Jan Manar GrY14 (LeB).

Little Friarbird *Philemon citreogularis* R.M
Misc: 3 records — 1/21 Nov Ridge End GrL5 (ArM, PeH) and 1/14 Feb Page GrJ12 (LiH). Other record was of 6 birds including bird on the nest 6 Dec Mulligans Flat GrL10 (BoJ).

Regent Honeyeater *Xanthomyza phrygia* R.Va
Misc: Up to 5 birds including 3 young, recorded in the area around the Norwood Park Crematorium and CSIRO Gungahlin GrL12 between 4 and 29 Jan (LiB, BoJ, C1M).

- Bell Miner** *Manorina melanophrys* R.Va
Misc: First record for our area — 1 from 17 to 20 Jan ANU GrK13 (MiP).
- Noisy Miner** *Manorina melanocephala* C.BR
GBS: Recorded from 12 sites throughout the year, only 1 breeding record — dy/2wk Jan CSIRO Gungahlin GrK12 (C1M).
Misc: 63 records in all months of the year. No breeding recorded.
- Yellow-faced Honeyeater** *Lichenostomus chrysops* C.BM
GBS: Recorded from 46 sites (no breeding) with usual spring and autumn peaks. Again summer recordings (4 sites in Dec, 7 in Jan) less than winter ones (23 sites in Jul, 9 in Jun). Abundance continues to decline (1.00 this year, 1.31 last year and 1.89 the year before) although group size rose from 5.8 to 6.4.
WBS: 1/26 Aug LGeoN GrR6 (FyM) and 50/26 Sep LBth Morass (HoT).
Misc: 86 non-breeding records in all months except Jun and 1 record in Jul and 5 in May.
- White-eared Honeyeater** *Lichenostomus leucotis* C.BR
GBS: Recorded from 38 sites, no breeding. At 1 rural site in GrO12 recorded all year (ScG), otherwise only recorded 17 times from 7 sites in the period Sep to Mar inclusive.
WBS: 2/1 Nov LGeoN GrR6 (LeM).
Misc: 75 non-breeding records in all months but no urban records from Sep to Apr.
- Yellow-tufted Honeyeater** *Lichenostomus melanops* R.Vi
Misc: 4 records — 12/13 Mar Murrumbidgee R GrL24 (BoJ), 5/15 May Boboyan Rd GrI25 (MiP), 1/2 Jun Ainslie GrL13 (TaM), 2/12 Jun Kambah Pool GrI16 (VeP).
- Fuscous Honeyeater** *Lichenostomus fuscus* C.BR
GBS: Recorded from 13 sites, no breeding. No records from 4wk Jul to 3wk Apr apart from 1/2wk Oct Holt GrI12 (DaC). Abundance has fallen considerably — 0.02 this year from 0.1, 0.08 and 0.12 in the 3 previous years.
Misc: 14 non-breeding records. Only urban records were 1 in Jul and 1 in Jun.
- White-plumed Honeyeater** *Lichenostomus penicillatus* C.BR
GBS: Recorded from 39 sites in all months but mainly in winter, and only recorded regularly throughout the year at 3 sites. Breeding recorded at only 1 site with at least 3 separate records — nb/4wk Jul, on/3wk Nov and dy/2wk Dec at CSIRO Gungahlin GrK12 (C1M). Abundance up from last year (0.18 compared with 0.06).
WBS: Recorded 27 Apr LGeoS GrR11 (LeB).
Misc: 81 records including 1 breeding — nb/7 Oct LGin GrJ12 (PuD).
- Brown-headed Honeyeater** *Melithreptus brevirostris* U.BR
GBS: 17 records through the year from 5 sites. 1 breeding record — dy/3wk Feb UNIC GrJ12 (HaK).
WBS: 6/21 Jul LGeoN GrR6 (FyM).
Misc: 30 records including 1 breeding — dy/15 Nov UNIC GrJ12 (C1G).

White-naped Honeyeater *Melithreptus lunatus* C.BM
GBS: Recorded from 24 sites, with no records from 3wk Oct to 2wk Mar inclusive. Abundance ($A=0.1$) down considerably on last 2 years, $A=0.4$ in both cases. Group size also down to 3.9 compared with 6.3 and 7.6.
WBS: 2/26 Sep LBth Morass GrZ7 (HoT).
Misc: 47 non-breeding records in all months except Jun.

Crescent Honeyeater *Phylidonyris pyrrhoptera* U.BR
GBS: Recorded from 7 sites, no breeding. No records from 2wk Nov to 2wk Apr inclusive. Abundance similar to last year.
Misc: 10 non-breeding records. Not recorded from Sep to Dec inclusive.

New Holland Honeyeater *Phylidonyris novaehollandiae* U.BR
GBS: 24 records from 6 sites scattered throughout the year.
Misc: 10 non-breeding records scattered throughout year and the region.

Eastern Spinebill *Acanthorhynchus tenuirostris* C.BR
GBS: Reported from 59 sites with 4 sites also recording breeding; first co/3wk Aug Hall GrJ11 (Mij), last dy/4wk Mar Chapman GrI15 (HAJ). Recorded throughout the year but by far the majority (about 4 to 1) are winter records. Abundance $A=0.62$ up slightly on last year 0.54 although the same as the year before.
Misc: 61 records in all months, no breeding recorded.

Scarlet Honeyeater *Myzomela sanguinolenta* R.Va
Misc: 1/15 Oct 17 km S of Captains Flat GrS24 (StH).

White-fronted Chat *Epthianura albifrons* U.BR
WBS: Recorded in all months at LBthE and W GrY8 mainly in small numbers (up to 15), but from 2 Mar to 21 Apr numbers were between 20 and 50. 1 breeding record dy/30 Nov LBthE GrY8 (LeM). Also at LBth Morass 1/22 Aug and 6/20 Feb (DoM).
Misc: 4 records — 4/14 Nov 'Uardry', Bellmount Forest GrN4 (BIR), X/20 Nov Yass River Rd GrK5 (McR), X/20 Nov Lade Vale GrL5 (DaC), X/21 Nov GrM4 (McR).

ROBINS

Jacky Winter *Microeca fascinans* U.BR
Misc: 11 non-breeding records in the period Sep to May inclusive. 4 breeding records — on/23 Sep Long Rail Gully Rd GrG5 (DaC), cf/4 Nov GrE6 (DaC), dy/20 Nov Yass River Rd GrK5 (DaC) and nb/10 Dec Wyanbene Caves area GrY25 (FyM).

Scarlet Robin *Petroica multicolor* C.BR
GBS: Recorded from 23 sites. Only 5 records from 4 sites in the period 1wk Sep to 1wk Mar inclusive. Abundance (0.06) up from 2 previous years (0.04 in both cases).
Misc: 81 records in all months, no breeding recorded.

Red-capped Robin *Petroica goodenovii* R.Vi
Misc: 6 records from 4 grid cells: — 1/15 Aug, 1/4 Dec, and 3/5 Jun (2m,1f) Southwells Crossing GrJ14 (all TuE), 1m/15 Aug Mt Ainslie GrM13 (BoJ) (see also Bounds 1994), 2/28 Sep Melba GrJ12 (PuD) and 1/25 Jan Brooklands Rd GrH10 (DaC).

Flame Robin *Petroica phoenicea* C.BR
GBS: 15 records from 3 sites in Curtin, Weetangera and Kambah, with none in the period lwk Sep to 4wk Mar inclusive.
WBS: 1/21 May LBthE GrY8 (MiP).
Misc: 44 non-breeding records, 2 breeding — dy/28 Sep GrH 16 (LaD), ny/24 Oct The Big Hole GrX24 (LuN).

Rose Robin *Petroica rosea* U BM
GBS: 41 records from 13 sites, none in the period lwk Oct to 4wk Mar inclusive. Abundance same as last year.
Misc: 12 records in most months. Winter records are mainly in urban Canberra, whilst summer ones are in wet forest.

Hooded Robin *Melanodryas cucullata* U.BR
GBS: Recorded from 2 sites, regularly in most months at 1 rural site in GrO12 (ScG) and a single record 1/5wk Apr Downer GrL12 (LoE).
Misc: 11 records from 9 grid cells, of which 2 were breeding records — dy/21 Nov GrN9 (PeH) and dy/21 Nov GrM4 (McR).

Eastern Yellow Robin *Eopsaltria australis* C.BR
GBS: Recorded at 2 sites in Bruce and CSIRO Gungahlin. Records covered all months, no breeding.
Misc: 48 records throughout the year including 1 breeding — nb/22 Oct Bluetts Drive GrI14 (MoM3).

WHIPBIRD AND QUAIL-THRUSH

Eastern Whipbird *Psophodes olivacea* U.BR
Misc: 6 non-breeding records from the Brindabella Ra, Deua NP and Tallaganda SF but also: 1/28 Aug Shepherds Lookout — Uriarra Crossing GrH12 (AnF). 1 unusual breeding record: dy/6 Feb Wombat Ck GrE14 (McD).

Spotted Quail-thrush *Cinclosoma punctatum* U.BR
Misc: 7 non-breeding records from S and W ACT and ranges to the E of the ACT.

SITTELLA

Varied Sittella *Daphoenositta chrysoptera* U.BR
GBS: All values except F and G slightly higher than in 1992-93. Distribution similar to previous years, with most records originating from the Belconnen area. 1 unusual breeding record: dy/2wk Jan Cook GrJ13 (TaN). A=0.0382, F=10.4%, W=19, R=0.88%, G=4.32.
Misc: 32 non-breeding records.

WHISTLERS AND SHRIKE-THRUSH

Crested Shrike-tit *Falcunculus frontatus* U.BR
GBS: Only records from a site in CSIRO Gungahlin GrK12 (C1M). All months except Nov and Dec. No breeding.

Misc: 19 non-breeding records from 11 grid cells.

Olive Whistler *Pachycephala olivacea* U.BR
Misc: 4 records — 1/27 Feb Lowden Forest GrV19 (AIR), 3/20 Mar Tallaganda SF GrU19 (FyM), 3/3 Apr Badja SF (FyM) and 1/16 Apr Mt Coree GrD14 (TaN).

Golden Whistler *Pachycephala pectoralis* C.BR
GBS: Recorded from 43 sites, no breeding. Abundance (A) increased this year to 0.193 (up by around 50% on last year) which is second highest figure in last 6 years. Only a few scattered records 5wk Oct to 1wk Mar inclusive.

Misc: 55 non-breeding records throughout the year with most winter records from urban areas and summer ones from the higher altitudes.

Rufous Whistler *Pachycephala rufiventris* C.BR
GBS: Recorded from 37 sites, only 1 less than last year. Abundance (A=0.063) however continues to decline, down almost 25% from last year (0.086) and only 40% of the average (0.158) of the 5 years before that. Only a few records in Jun, Jul and Aug.

WBS: 2/30 Nov, 2/30 Dec and 1/1Apr — all LBthW GrY8 (LeM).

Misc: 138 records with no breeding recorded. Only 3 records before 5 Sep (12 and 27 Jul and 21 Aug) and 3 after 19 Apr (6 May, 13 and 18 Jun).

Grey Shrike-thrush *Colluricincla harmonica* C.BR
GBS: Recorded from 22 sites throughout the year, with 1 breeding record — nb/4wk Aug Curtin GrJ14 (AJR).

Misc: 140 non-breeding and 1 breeding record — nb/6 Dec Mulligans Flat GrL10 (BoJ).

FLYCATCHERS

Black-faced Monarch *Monarcha melanopsis* R.Vi
Misc: 2 records from the east of our area — 2/24 Oct Marble Arch GrY24 (LuN), X/27 Feb Lowden Forest GrV19 (AIR).

Leaden Flycatcher *Myiagra rubecula* C.BM
GBS: Recorded from 14 sites. All records in period 2wk Sep to 2wk Apr. Abundance similar to last year.
Misc: 31 records including 3 breeding — ny/19 Dec and dy/30 Dec Mt Ainslie GrL 13 (TaD) and on/12 Jan Kowen GrR14 (KrS). First record for year X/10 Oct Brooks Hill Res GrR14 (GuG), last record 2/3 Mar GrH16 (LaD).

Satin Flycatcher *Myiagra cyanoleuca* C.BM

GBS: 1/4wk Oct Ainslie GrL13 (BaJ), 2/2wk Nov Weetangera GrJ13 (WoD).

Misc: 3 records — 2/22 Oct Campbell Pk GrM13 (MoM3), 1/30 Oct Gossan Hill GrJ12 (BuM) and 2/20 Jan Bobbys Plains GrA 14 (FyM).

Restless Flycatcher *Myiagra inquieta* U.BR

GBS: 9 records of single birds and 1 of 2 birds in most months except Sep to Dec inclusive.

WBS: 1/24 Sep LGeoS GrR11 (LeM).

Misc: 42 non-breeding records covering all months of the year.

Magpie-lark *Grallina cyanoleuca* C.BR

GBS: Recorded at 65 sites with abundance similar to last year. Breeding recorded at 19 sites, first nb/4wk Aug Ainslie GrL13 (BaJ) and CSIRO Gungahlin GrK12 (C1M), last dy/1wk Apr Reid GrL13 (CaJ).

WBS: Regular at all sites — 35 records. Maximum number 25/21 Jul LGeoN GrR6 (FyM).

Misc: 202 records including 12 of breeding. First breeding records on/29 Sep O'Connor GrK13 (McI), ny/30 Sep Pine Island GrJ17 (JoD) and last dy/12 Dec LGen GrJ12 (McI).

Rufous Fantail *Rhipidura rufifrons* U.BM

GBS: 7 records of single birds at 4 sites during 3wk Nov to 2wk Dec inclusive. and in the month of Mar.

Misc: 8 non-breeding records. First for year 1/15 Aug Evatt GrJ12 (GU) then 1/24 Oct Marble Arch GrY24 (LuN), last 1/20 Mar Chapman GrI15 (LiB).

Grey Fantail *Rhipidura fuliginosa* C.BR

GBS: Recorded at 60 sites but with breeding at only 1 — nb/1wk Nov Curtin GrJ14 (AJR). Abundance A=0.45 up on last year 0.36 but was similar to 1991-92 and previous years.

WBS: 1/2 Mar LBthW GrY8 (LeM).

Misc: 188 records including 3 breeding — nb/26 Sep and 10 Oct Brooks Hill Res GrR14 (GuG), on/24 Oct Campbell Pk GrM13 (McI) and dy/17 Dec Stromlo GrI14 (BoD).

Willie Wagtail *Rhipidura leucophrys* C.BR

GBS: Recorded from 58 sites throughout the year, although fewer records in Nov and Dec. 3 breeding records at 2 sites in Curtin and CSIRO Gungahlin — nb/1wk Oct to dy/1wk Feb. Abundance A=0.36 down slightly on last 3 years when the value was around 0.4.

WBS: 15 records throughout the year.

Misc: 177 records including 7 breeding — on/25 Oct and ny/28 Oct LGen GrJ12 (PuD, BeC), ny/4 Nov Long Rail Gully Rd GrG5 (DaC), ne/10 Nov Brooklands Rd GrH10 (DaC), on/21 Nov GrN6 (PeH), dy/21 Nov O'Connor Ridge GrK13 (McI) and dy/10 Dec Kain Rd GrV25 (FyM).

CUCKOO-SHRIKES AND TRILLER

Black-faced Cuckoo-shrike *Coracina novaehollandiae* C.BR

GBS: Abundance (A) down by 18% on last year and on the long-term average, to a figure which exceeds only that of 1985-86 (A=0.471). Typically fewer records in the winter months with influx in Sep but an earlier than usual exodus appears to have commenced in Feb.

Breeding records (all dy) from 3 sites. A=0.5062, F=95.5%, W=52, R=35.95%, G=1.41.

WBS: 1 record from LBth, 2 records from LGeo.

Misc: 134 non-breeding records, 4 breeding records: nb/17 Oct Mt Ainslie GrL13 (TaD), on/28 Oct LGIN GrJ12 (BeC), cf/6 Dec Mulligans Flat GrL10 (BoJ) and ny/15 Jan Mt Ainslie GrL13 (TaD).

White-bellied Cuckoo-shrike *Coracina papuensis* R.Va

GBS: 1/20, 26 Jul and 4 Aug Fisher GrJ15 (PeH).

Misc: 1/21 Nov Campbell Pk GrM13 (BuM) and 1(dark morph)/4 Jun ANU GrK13 (MiP).

Cicadabird *Coracina tenuirostris* U.M

GBS: 1 record — 1/4wk Oct CSIRO Gungahlin GrK12 (C1M).

Misc: 3/26 Dec Bendora Dam GrD17 (LaJ), 1/20 Jan Brindabella to Tumut rd GrA15 (FyM).

White-winged Trifler *Lalage sueurii* U.BM

GBS: 1/1wk Oct Curtin GrJ14 (AJR), 1/4wk Oct and 1/3wk Dec CSIRO Gungahlin GrK12 (C1M).

Misc: 11 non breeding records between mid Oct and late Dec.

ORIOLE

Olive-backed Oriole *Oriolus sagittatus* U.BM

GBS: Records from 35 sites. First 1/4wk Aug Weston GrJ15 (BoJ, LeB) and 2/4wk Aug Bruce GrK13 (BuM), last 1/1wk Apr Ainslie GrL13 (LeM) and Curtin GrJ14 (MoM).

1 breeding record: dy/4wk Jan Curtin GrJ14 (MoM3).

Misc: 48 non-breeding records.

WOODSWALLOWS, BUTCHERBIRD, MAGPIE AND CURRAWONGS

Masked Woodswallow *Artamus personatus* R.Vi

GBS: 4/3wk Sep and 2/1wk Dec nr Queanbeyan GrO12 (ScG).

White-browed Woodswallow *Artamus superciliosus* U.BM

Misc: 6/5 Mar Molonglo R GrL14 (LiH).

Dusky Woodswallow *Artamus cyanopterus* C.BM

GBS: 32 records from 12 sites. A significant rise in all values after a decline over the past 2 years. First 1/5wk Aug Gilmore GrL16 (StT), last 1/5wk Apr Bruce (BuM). A=0.0438, F=17.9%, W=19, R=1.13%, G=3.88.

WBS: 1 record from LBth.

Misc: 72 non-breeding records and 9 breeding records.

Grey Butcherbird *Cracticus torquatus*

U.BR

GBS: 1/3wk Feb Bruce GrK13 (BuM), 2/3wk Nov and 2wk Dec nr Queanbeyan GrO12 (ScG).

WBS: 1 record each from LBth and LGeo.

Misc: 26 non-breeding records.

Australian Magpie *Gymnorhina tibicen*

C.BR

GBS: All values largely unchanged. Breeding data remarkably similar to 1992-93. Breeding recorded from 29 sites. First nests — n/3wk Jul Fisher GrJ15 (PeH) and Cook GrJ13 (TaN); last — n/1wk Nov Garran GrK15 (JoN). First dependent young — dy/1wk Oct Kambah GrJ16 (WiS) and Cook GrJ13 (TaN); last — dy/3wk Feb Curtin GrJ15 (AvJ). A=2.5483, F=100%, W=52, R=82.11%, G=3.10.

WBS: 45 records from LBth and LGeo.

Misc: 313 non-breeding records, 29 breeding records including: nb/5 Jul Woden Valley Hospital GrK15 (VeP) and ny/10 Dec Wyanbene Caves area GrX25 (FyM).

Pied Currawong *Strepera graculina*

C.BR

GBS: Values largely unchanged from 1992-93. Breeding recorded from 24 sites. First nests — n/2wk Aug Chapman GrI15 (BBG) and Cook GrJ13 (BrM); last — n/1wk Dec Hughes GrK15 (AnI). First dependent young — dy/2wk Oct Cook GrJ13 (BrM); last — dy/3wk Feb Kambah GrJ16 (VeP). A=3.4602, F=97%, W=52, R=79.89%, G=4.33.

WBS: 1 record from LGeo.

Misc: 180 non-breeding records and 8 breeding records.

Grey Currawong *Strepera versicolor*

C.BR

GBS: This year shows another increase in frequency and distribution, following on from a similar pattern in 1992-93. Recorded from 25 sites, although, as in 1992-93, regularly recorded from only 2 sites. 2 breeding records from 1 site: di/1wk Dec and n/4wk Dec Duffy GrI15 (SMM). A=0.0760, F=37.3%, W=51, R=6.19%, G=1.23.

Misc: 58 non-breeding records.

RAVENS

Australian Raven *Corvus coronoides*

C.BR

GBS: Average number seen (A) shows a return to 1991-92 levels, following a drop in 1992-93. Breeding recorded from 5 sites, including nb/1wk Jul Reid GrL13 (CaJ). A=1.0308, F=94%, W=52, R=49.06%, G=2.10.

WBS: 17 records from LBth and LGeo.

Misc: 258 non-breeding records and 5 breeding records.

Little Raven *Corvus mellori*

U.BR

GBS: Recorded from 4 sites in Kambah, Cook and CSIRO Gungahlin.

WBS: 16 records, all but 2 from LBth.

Misc: 29 non-breeding records, including 300/20 Apr Gleneagles, Kambah GrI16 (WrH).

CHOUGH

White-winged Chough *Corcorax melanorhamphos* C.BR

GBS: Following increases in 1992-93 all values except W (number of weeks seen), were again slightly higher. Abundance (A) reached the second highest level on record (1987-88 = 0.495) and was 64% above the long-term average. Distribution (F) and recording rate (R) were also well above the long-term averages. 2 breeding records. A=0.4595, F=31.3%, W=50, R=6.43%, G=7.14.

Misc: 72 non-breeding records, 11 breeding records.

BOWERBIRD

Satin Bowerbird *Ptilonorhynchus violaceus* U.BR

GBS: Recorded from 12 sites, mainly in the Weston Creek area, but also Kambah, Pearce and Yarralumla. Values substantially up to levels which are the highest on record, for example: 1984-85 — A=0.003, F=4%, R=0.5%; 1988-89 — 0.0107, 7.1%, 0.43%; 1992-93 — 0.0822, 13.8%, 3.14%; 1993-94 — 0.1714, 17.9%, 5.94%.

Misc: 10 non-breeding records.

LARKS

Singing Bushlark *Mirafra javanica* R.SM

WBS: 1/30 Dec LBth E basin GrY8 (LeM).

Skylark *Alauda arvensis* C.BR

GBS: Recorded from Curtin GrJ14 (AJR) and Palmerston GrK11 (StM2).

WBS: 25 records from LBth, including: 100/21 Aug and 84/21 May GrY8 (both MiP) and 6 from LGeo.

Misc: 21 records covering all months except Jan to Apr inclusive.

PIPIT

Richards Pipit *Anthus novaeseelandiae* C.BR

GBS: Recorded from 6 sites.

WBS: 30 records from LBth and 7 from LGeo.

Misc: 50 non-breeding records and 1 unusual breeding record: ne/14 Dec Oakey Creek Rd GrH10 (DaC).

SPARROW AND GRASS-FINCHES

House Sparrow *Passer domesticus* C.BR

GBS: Second most abundant bird in the survey. Abundance (A=6.9081) slightly higher and consistent with values for the previous 4 years. Breeding recorded from 10 sites.

Misc: 84 non-breeding records. No breeding records.

Double-barred Finch *Taeniopygia bichenovii* U.BR
GBS: Observations recorded at 17 sites. Values substantially higher than for 1992-93.
Abundance (A) and recording rate (R) are the highest on record and are well above average figures, for the years since 1984-85. A=0.3072, F=25.4%, W=51, R=5.27%, G=5.83.
Misc: 32 non-breeding records from all months. 3 breeding records: dy/8 Nov Oakey Hill GrJ15 (AvJ), dy/14 Nov Curtin GrJ14 (AvJ), dy/13 Mar Giralang GrK12 (LiB).

Red-browed Finch *Neochmia temporalis* C.BR
GBS: Reports at 34 sites with highest numbers Mar to Jun. Only few records Nov to Jan. Abundance (A=0.9657) is more than double the previous highest figure (1990-91 = 0.4803) and is substantially above the average value for the years since 1984 (0.2523).
Misc: 95 non breeding records. 3 breeding records: nb/17 Oct Mt Ainslie GrL13 (TaD), nb/6 Nov Mt Ainslie GrL13 (TaD), dy/5 Dec Campbell Pk GrM13 (McI).

Diamond Firetail *Stagonopleura guttata* U.BR
GBS: Recorded at 2 sites. Largest numbers 6/1wk Jun nr Queanbeyan GrO12 (ScG) and 3/1wk Aug, 2wk Sep, 1wk Mar Gilmore GrL16 (StT).
Misc: 17 records covering all months except Mar and Jun, including 2/15 May 'Callum Brae' GrL15 (ErK) (see also Er 1994). Largest number — 20/8 May Castle Hill GrI18 (VeP).

FINCHES

European Greenfinch *Carduelis chloris* U.BR
Misc: 3 records only: X/5 Dec Yarramundi Reach GrJ14 (LaJ), 2/27 Jan Hall GrJ11 (GIJ), 4/6 Feb Jerrabomberra Wetlands GrL 14 (McI).

European Goldfinch *Carduelis carduelis* C.BR
GBS: Abundance (A=0.2397) returned to 1991-92 level after a decline in 1992-93 (A=0.1512). Recorded at 24 sites. Breeding record: dy/3wk Nov Fisher GrJ15 (PeH).
WBS: Recorded at LGeo and LBth. Largest number — 30/2 Oct LGeo GrR6 (FyM).
Misc: 82 non-breeding records, 2 breeding records: dy/10 Jan Mt Taylor GrJ15 (KrS), dy/6 Feb Jerrabomberra Wetlands GrL14 (McI).

MISTLETOEBIRD

Mistletoebird *Dicaeum hirundinaceum* U.BM
GBS: Recorded from 12 sites.
Misc: 23 non-breeding records. No breeding records.

SWALLOWS AND MARTINS

Welcome Swallow *Hirundo neoxena* C.BR

GBS: Recorded from 27 sites, only 1 breeding — on/1wk Nov UNIC GrJ12 (HaK). Fewer records in Jun, Jul and Aug. Abundance A=0.54 and group size G=5.9 up from last 2 years (1991-92: A=0.3, G=5.2; 1992-93: A=0.18, G=3.1).

WBS: 23 recordings from all months except Nov. Largest numbers — 290/30 Jan LBth Morass GrZ7 (DoM), 74/21 May LBthE GrY8 (MiP) and 96/20 Jun LBthW GrY8 (CrI).

Misc: 169 non-breeding records covering all months (only 2 in Jun), and 1 breeding — on/31 Oct Black Mtn GrK13 (McI).

Tree Martin *Hirundo nigricans* C.BM

GBS: Records from 8 sites. None from 1wk May to 2wk Aug inclusive.

WBS: 8 records from Sep to Apr inclusive. Largest number — 30/8 Jan LBth Morass GrZ7 (HoT).

Misc: 31 records including 2 of breeding — dy/14 Feb farmland GrI13 (FyM) and nb/23 Feb Red Hill GrK15 (PeS). No records in Jul, May or Jun.

Fairy Martin *Hirundo ariel* U.BM

Misc: 11 records in the months Aug to Feb. No breeding.

OLD WORLD WARBLERS

Clamorous Reed-Warbler *Acrocephalus stentoreus* C.BM

WBS: 1 record from LBth and 2 from LGeo.

Misc: 21 non-breeding records, 1 breeding record: dy/12 Dec LGin GrJ12 (McI).

Little Grassbird *Megalurus gramineus* U.BR

WBS: 2 records from LGeo.

Misc: 4 non-breeding records, 2 from urban lakes and: 7/6 Aug and 1/28 Aug Bogong Ck GrH25 (FyM).

Rufous Songlark *Cincloramphus mathewsi* U.BM

Misc: 16 non-breeding records.

Brown Songlark *Cincloramphus cruralis* R.BM

Misc: 1/10 Nov N of Hall GrJ10 (LeB).

Golden-headed Cisticola *Cisticola exilis* U.BR

GBS: Regularly recorded during late spring/early summer from a suburban site in Curtin, with sporadic records from a semi-rural site at CSIRO Gungahlin. 1 breeding record from a suburban site: di/2wk Dec Curtin GrJ14 (AJR).

WBS: 9 records from LBth and 7 from LGeo.

Misc: 32 non-breeding records, including 2 from higher altitude areas: A/6 Aug and A/28 Aug Bogong Ck GrH25 (FyM).

SILVEREYE

Silvereye *Zosterops lateralis* C.BR

GBS: Records from 63 sites. Abundance similar to previous years ($A=5.9873$). Breeding recorded at 7 sites.

Misc: 103 non-breeding records. 2 breeding records: nb/17 Sep Scullin GrI12 (C1G), nb/16 Jan Blundells Creek Rd GrD15 (BoJ).

THRUSHES

Bassian Thrush *Zoothera lunulata* U.BR

Misc: 4 non-breeding records: 1/24 Oct Marble Arch GrY24 (LuN), 2/6 Feb Wombat Ck GrE14 (McD), 4/20 Mar Wyanbene GrY25 (FyM), 1/11 Jun ANBG GrK 13 (FyM).

Common Blackbird *Turdus merula* C.BR

GBS: Records from 62 sites. Abundance ($A=1.9314$) similar to previous years. Breeding recorded from 19 sites.

WBS: 1 record: 1/26 Aug LGeoS GrR11 (FyM).

Misc: 68 non breeding records. Only 1 breeding record: ny/17 Sep Scullin GrI12 (C1G).

STARLINGS

Common Starling *Sturnus vulgaris* C.BR

GBS: Most abundant bird in the survey ($A=13.0042$) with an increase over 1992-93 ($A=10.7462$). Recorded over all weeks of the year at 66 of the 67 sites surveyed. Breeding recorded at 18 sites in Macquarie, Curtin, Fisher and Duffy.

WBS: Usually present at LBth and LGeo. 28 records altogether. Largest number 120/31 Jan LBth GrY8 (LeM).

Misc: 219 non-breeding records. 11 breeding records.

Common Myna *Acridotheres tristis* C.BR

GBS: Increase in abundance ($A=3.1209$) following the uncharacteristic decline in 1992-93 ($A=2.1505$). The measure of distribution (F) on the other hand, continues its relentless upward climb, with the Common Myna this year recorded at 58 or 86.6% of all sites, another significant increase (1992-93 $F=76.9\%$). Breeding recorded at 5 sites.

Misc: 35 non-breeding records. Breeding record: on/10 Jan Mt Taylor GrJ15 (KrS).

Appendix 3. Values of A, F, W, R and G for 1 July 1993 to 30 June 1994, with percentage change compared with previous year

Species Name	A	dA%	F	dF%	W	dW%	R	dR%	G
Common Starling	13.0042	21	98.5	0	52	0	74.16	-5	17.54
House Sparrow	6.9081	5	95.5	-2	52	0	74.51	-2	9.27
Galah	6.4510	11	98.5	-2	52	0	81.90	2	7.88
Silvereye	5.9873	-2	94	-5	52	0	70.27	-1	8.52
Sulphur-crested Cockatoo	5.2262	2	98.5	0	52	0	72.99	6	7.16
Pied Currawong	3.4602	-13	97	-2	52	0	79.89	-1	4.33
Common Myna	3.1209	45	86.6	13	52	0	50.48	12	6.18
Crimson Rosella	3.0163	7	95.5	-3	52	0	82.01	0	3.68
Australian Magpie	2.5483	-4	97	-3	52	0	82.11	-2	3.10
Magpie-lark	2.0502	-4	97	-2	52	0	76.35	-4	2.69
Common Blackbird	1.9314	-2	92.5	-3	52	0	74.41	-3	2.60
Red Wattlebird	1.6677	-16	92.5	-6	52	0	72.15	-6	2.31
Australian King-Parrot	1.6242	45	74.6	-3	52	0	41.18	24	3.94
Yellow-rumped Thornbill	1.5726	20	86.6	-1	52	0	40.65	13	3.87
Eastern Rosella	1.4751	9	97	2	52	0	60.09	9	2.45
Australian Raven	1.0308	10	94	0	52	0	49.06	5	2.10
Yellow-faced Honeyeater	1.0039	-24	68.7	-23	50	-4	15.98	-29	6.28
Red-browed Finch	0.9657	421	50.7	229	51	9	9.54	304	10.12
Superb Fairy-wren	0.8713	36	73.1	13	52	0	28.42	43	3.07
Gang-gang Cockatoo	0.6911	-2	65.7	-5	52	0	23.26	3	2.97
Noisy Friarbird	0.6645	-10	89.6	-4	41	0	33.16	-9	2.00
Eastern Spinebill	0.6189	14	88.1	-1	52	0	36.20	15	1.71
Rock Dove	0.6009	-41	38.8	-16	52	0	12.37	-25	4.86
Straw-necked Ibis	0.5822	43	26.9	-3	29	32	3.43	17	16.97
Spotted Pardalote	0.5762	-4	77.6	-5	52	0	30.54	-6	1.89
Welcome Swallow	0.5384	207	40.3	-10	52	6	9.08	61	5.93
Black-faced Cuckoo-shrike	0.5062	-17	95.5	2	52	0	35.95	-10	1.41
Weebill	0.4832	4	55.2	-8	52	0	19.72	10	2.45
Red-rumped Parrot	0.4723	-10	37.3	-3	52	0	9.16	-19	5.16
White-winged Chough	0.4595	54	31.3	19	50	-4	6.43	43	7.15
Grey Fantail	0.4468	24	89.6	6	52	0	32.24	30	1.39
Striated Pardalote	0.4288	-56	73.1	-5	52	0	24.64	-29	1.74
Willie Wagtail	0.3574	-9	86.6	-8	52	0	27.64	-8	1.29
Silver Gull	0.3535	-77	13.4	24	14	-71	0.49	-80	72.14
Crested Pigeon	0.3468	23	47.8	48	52	0	12.69	23	2.73
Double-barred Finch	0.3072	724	25.4	135	51	76	5.27	231	5.83
Laughing Kookaburra	0.2980	1	73.1	-5	52	0	18.88	-3	1.58
Brown Thornbill	0.2478	200	52.2	69	52	8	13.57	162	1.83
Australian Wood Duck	0.2446	-48	29.9	50	44	-14	4.63	11	5.28
European Goldfinch	0.2397	58	35.8	-7	52	2	9.01	56	2.66
Striated Thornbill	0.2093	27	35.8	23	52	0	6.86	4	3.05
Golden Whistler	0.1934	52	64.2	7	47	9	16.58	54	1.17
White-plumed Honeyeater	0.1789	168	58.2	64	52	6	8.87	122	2.02
White-throated Needletail	0.1767	166	25.4	50	19	36	1.66	116	10.64
Satin Bowerbird	0.1714	94	17.9	30	51	31	5.94	89	2.69
White-browed Scrubwren	0.1495	37	25.4	50	52	0	7.28	20	2.05

Species Name	A	dA%	F	dF%	W	dW%	R	dR%	G
Noisy Miner	0.1480	30	17.9	-17	52	4	4.81	6	3.04
Pacific Black Duck	0.1304	164	13.4	24	47	38	2.90	48	4.50
Australian White Ibis	0.1283	319	17.9	6	29	107	1.38	86	9.30
Skylark	0.1188	821	3	-3	43	438	2.26	653	5.26
White-naped Honeyeater	0.1113	-73	35.8	-25	31	-9	2.86	-55	3.89
Masked Lapwing	0.0990	-10	35.8	11	51	0	5.76	3	1.72
Grey Shrike-thrush	0.0990	61	32.8	6	52	6	8.55	58	1.16
Yellow-tailed Black-Cockatoo	0.0944	92	7.5	63	13	160	0.60	173	15.73
Olive-backed Oriole	0.0866	45	52.2	13	29	-19	7.71	41	1.12
White-eared Honeyeater	0.0848	15	56.7	15	47	47	7.14	22	1.19
Buff-rumped Thornbill	0.0767	324	13.4	24	39	144	2.58	291	2.97
White-faced Heron	0.0760	45	23.9	-3	52	18	3.53	26	2.15
Grey Currawong	0.0760	158	37.3	42	51	21	6.19	140	1.23
Common Bronzewing	0.0626	508	16.4	78	48	182	3.08	300	2.03
Rufous Whistler	0.0626	-27	55.2	-3	44	-12	5.51	-26	1.14
White-throated Treecreeper	0.0626	27	16.4	19	49	-4	5.34	32	1.17
Tree Martin	0.0622	105	11.9	29	23	44	0.99	57	6.28
Scarlet Robin	0.0590	40	34.3	31	30	-19	3.82	35	1.54
Dollarbird	0.0481	273	31.3	85	20	0	2.93	193	1.64
Richard's Pipit	0.0463	162	9	190	37	363	2.33	606	1.99
Dusky Woodswallow	0.0438	895	17.9	132	19	217	1.13	414	3.88
Black-shouldered Kite	0.0428	53	20.9	-3	43	34	3.22	59	1.33
Southern Boobook	0.0385	51	37.3	28	38	-5	3.71	50	1.04
Varied Sittella	0.0382	22	10.4	-4	19	6	0.88	26	4.34
Little Raven	0.0382	16	6	94	9	200	0.39	255	9.79
Leaden Flycatcher	0.0375	-6	20.9	36	29	7	2.44	-1	1.54
Australian Pelican	0.0322	59	17.9	46	19	-14	0.95	7	3.39
Nankeen Kestrel	0.0315	215	22.4	82	45	114	2.97	249	1.06
Australian Hobby	0.0286	8	37.3	15	37	-5	2.51	2	1.14
White-throated Gerygone	0.0230	199	22.4	62	27	80	1.98	157	1.16
Fuscous Honeyeater	0.0205	-79	19.4	-26	18	-28	0.95	-71	2.16
Brown-headed Honeyeater	0.0205	114	7.5	142	14	250	0.60	300	3.42
Crescent Honeyeater	0.0198	0	10.4	13	27	23	1.63	13	1.21
Hooded Robin	0.0194	N/A	3	N/A	25	N/A	0.92	N/A	2.11
Wedge-tailed Eagle	0.0184	349	10.4	-4	27	145	1.38	237	1.33
Mistletoebird	0.0177	-38	17.9	6	27	4	1.56	-32	1.13
Little Corella	0.0163	-4	1.5	-76	24	20	0.85	0	1.92
Rose Robin	0.0159	0	19.4	58	22	5	1.45	4	1.10
Diamond Firetail	0.0159	N/A	3.0	N/A	16	N/A	0.67	N/A	2.37
Collared Sparrowhawk	0.0141	58	22.4	33	30	50	1.34	58	1.05
Shining Bronze-Cuckoo	0.0141	1	11.9	-14	21	-19	1.41	1	1
Speckled Warbler	0.0141	442	10.4	126	20	233	0.92	318	1.53
New Holland Honeyeater	0.0141	-37	9	17	21	-25	0.85	-34	1.66
Crested Shrike-tit	0.0141	N/A	1.5	N/A	27	N/A	0.95	N/A	1.48
Yellow Thornbill	0.0138	431	10.4	126	20	400	0.85	467	1.62
Little Eagle	0.0127	243	9	-17	23	130	1.17	216	1.09
Flame Robin	0.0124	12	4.5	-2	14	180	0.53	61	2.34
Pallid Cuckoo	0.0113	-7	16.4	-24	17	13	1.06	-13	1.07
Brown Goshawk	0.0106	68	17.9	-11	24	50	1.06	68	1

Species Name	A	dA%	F	dF%	W	dW%	R	dR%	G
Rainbow Lorikeet	0.0092	-25	3	-3	15	-6	0.53	-16	1.74
Eastern Yellow Robin	0.0092	N/A	3	N/A	24	N/A	0.85	N/A	1.08
Great Cormorant	0.0085	0	10.4	68	12	9	0.46	-12	1.85
Golden-headed Cisticola	0.0074	957	3	100	15	1400	0.53	1225	1.4
Brown Falcon	0.0071	-12	6	-57	15	-12	0.64	2	1.11
Horsfield's Bronze-Cuckoo	0.0071	48	10.4	13	17	89	0.67	40	1.06
Superb Parrot	0.0057	1325	1.5	0	10	900	0.35	775	1.63
Rainbow Bee-eater	0.0057	N/A	4.5	N/A	6	N/A	0.21	N/A	2.71
Peregrine Falcon	0.0053	61	9	45	11	57	0.46	39	1.15
Fan-tailed Cuckoo	0.0053	29	13.4	-13	14	40	0.53	29	1
Little Black Cormorant	0.0042	-64	4.5	200	10	-33	0.35	-36	1.20
Western Gerygone	0.0042	40	6	30	11	38	0.42	40	1
Restless Flycatcher	0.0039	30	7.5	21	9	13	0.35	17	1.11
Chestnut Teal	0.0032	N/A	1.5	N/A	5	N/A	0.18	N/A	1.78
Little Pied Cormorant	0.0028	-69	4.5	-2	5	-67	0.21	-64	1.33
Royal Spoonbill	0.0028	N/A	3	N/A	3	N/A	0.11	N/A	2.55
Tawny Frogmouth	0.0028	8	3	-3	4	0	0.14	-7	2
White-necked Heron	0.0025	257	1.5	-52	5	150	0.18	157	1.39
Regent Honeyeater	0.0025	525	1.5	0	2	100	0.07	75	3.57
Rufous Fantail	0.0025	-52	6	-35	7	-22	0.25	-52	1
Cockatiel	0.0021	425	4.5	200	6	500	0.21	425	1
Little Lorikeet	0.0021	425	1.5	0	2	100	0.07	75	3
Brush Cuckoo	0.0021	91	3	-3	6	100	0.21	91	1
Masked Woodswallow	0.0021	N/A	1.5	N/A	2	N/A	0.07	N/A	3
Black Swan	0.0018	-87	3	-3	3	-80	0.11	-80	1.64
Budgerigar	0.0018	N/A	6	N/A	4	N/A	0.14	N/A	1.29
Sacred Kingfisher	0.0018	-65	7.5	-59	4	-56	0.18	-65	1
Grey Butcherbird	0.0018	63	3	-3	3	0	0.11	0	1.64
Southern Whiteface	0.0014	N/A	1.5	N/A	2	N/A	0.07	N/A	2
Grey Teal	0.0011	N/A	1.5	N/A	1	N/A	0.04	N/A	2.75
Whistling Kite	0.0011	N/A	1.5	N/A	2	N/A	0.07	N/A	1.57
Satin Flycatcher	0.0011	-58	3	-61	2	-60	0.07	-73	1.57
White-bellied Cuckoo-shrike	0.0011	N/A	1.5	N/A	3	N/A	0.11	N/A	1
White-winged Triller	0.0011	-67	3	-61	3	-57	0.11	-67	1
Stubble Quail	0.0007	N/A	3	N/A	1	N/A	0.07	N/A	1
Great Egret	0.0007	N/A	1.5	N/A	1	N/A	0.04	N/A	1.75
Yellow-billed Spoonbill	0.0007	N/A	1.5	N/A	2	N/A	0.07	N/A	1
Spotted Turtle-Dove	0.0007	N/A	1.5	N/A	2	N/A	0.07	N/A	1
Barn Owl	0.0007	75	1.5	0	1	0	0.04	0	1.75
Spiny-cheeked Honeyeater	0.0007	N/A	1.5	N/A	2	N/A	0.07	N/A	1
Australasian Grebe	0.0004	-43	1.5	0	1	0	0.04	0	1
Darter	0.0004	N/A	1.5	N/A	1	N/A	0.04	N/A	1
Common Koel	0.0004	N/A	1.5	N/A	1	N/A	0.04	N/A	1
Cicadabird	0.0004	N/A	1.5	N/A	1	N/A	0.04	N/A	1

Appendix 4. Systematic List 1 July 1994 to 30 June 1995

EMU

Emu *Dromaius novaehollandiae* U.BR

Misc: 1/28 Sep Woods Res GrG18 (FyM), 4/8 Oct Corin Rd GrF19 (ViJ), 2/22 Jan Birrigai GrG17 (WiS), 2/29 Jan Tidbinbilla NR GrF18 (LiB). 2 breeding records — dy/23 Nov Square Rock walking track GrF19 (KrS), dy/4 Jan Woods Res GrG18 (AvJ).

QUAILS

Stubble Quail *Coturnix pectoralis* U.BR

WBS: LBth E basin GrY8 — 5 records of from 2 to 8 birds between 9 Oct and 23 Jan (all LeM). LGeoN GrR6 — 3/26 Oct (FyM) and 2/25 Jan (LeM).

Misc: 4 records — 8/10 Aug Mt Taylor GrJ15 (TaN), 4/30 Sep Oakey Hill GrJ15 (PeS), 6/21 Nov 'Clea' Hs GrS25 (FyM), 1/2 Jan Mulligans Flat GrL11 (BuM).

Brown Quail *Coturnix ypsilophora* R.BVi

Misc: LGeoN GrJ12 — 10/7 Aug (McI), 8/17 Sep, X/30 Jan, 2/22 Apr, 28/31 May (all LaJ) and 7/2 Jun (BuM) and B/9 May Tin Hut Inlet GrO18 (OgM).

SWANS AND DUCKS

Blue-billed Duck *Oxyura australis* R.BVi

WBS: Recorded only at LBth. Numbers remained high in Jul following the peak figure of 151 in the previous month, thereafter numbers returned to levels similar to last year:

	Jul	Aug	Sep	Oct	Nov	Dec	Jan	Feb	Mar	Apr	May	Jun
LBth	108	0	78	28	10	9	21	0	26	15	10	2

Musk Duck *Biziura lobata* U.BR

WBS: No records from LGeo. Pattern at LBth similar to last year, the peak in Mar and Apr instead of May:

	Jul	Aug	Sep	Oct	Nov	Dec	Jan	Feb	Mar	Apr	May	Jun
LBth	60	3	50	18	6	62	55	1	104	63	37	26

Misc: 6 non-breeding records from Lake Springfield GrJ8, Rose Lagoon GrU4, Uriarra Hs dam GrF13, Mulligans Flat GrL 10 and Tin Hut dam GrO18 and Point Hut dam GrK17.

Freckled Duck *Stictonetta naevosa*

U.Vi

WBS: LBth — numbers again low with no records after Jan. LGeo — spring and summer numbers higher, particularly Nov and Dec, but as at LBth no records after Jan.

	Jul	Aug	Sep	Oct	Nov	Dec	Jan	Feb	Mar	Apr	May	Jun
LBth	61	0	37	9	2	5	3	0	0	0	0	0
LGeo	3	0	42	76	194	118	53	0	0	0	0	0

Black Swan *Cygnus atratus* C.B.R

WBS: LBth — the year started with numbers markedly higher than in earlier years and further increases in spring produced a peak in Oct which exceeded the previously highest recorded monthly total in Dec 1993 (4733); nests recorded from Oct to Dec and juv through to Mar. LGeo — numbers down again; no breeding reported.

	Jul	Aug	Sep	Oct	Nov	Dec	Jan	Feb	Mar	Apr	May	Jun
LBth	1852	431	4607	5850	5270	2859	2448	414	1365	1467	1096	676
LGeo	41	158	130	183	182	382	399	671	249	69	64	50

Misc: 41 records. Among them a number of dependent young, principally from urban sites and also — on/15 Oct Rose Lagoon GrU4 (LeJ) and nb/25 Jun Mulligans Flat GrL11 (BoJ).

Cape Barren Goose *Cereopsis novaehollandiae*

Misc: 2/31 Oct 'Yellanglo', 12 km SW of Gunning GrL3 (NiJ).

Australian Shelduck *Tadorna tadornoides*

C.BR

WBS: Largest numbers during the summer months — the usual pattern. The Mar peak at LBth was the largest monthly figure since Feb 1985 (1100). No evidence of breeding was reported from either lake.

	Jul	Aug	Sep	Oct	Nov	Dec	Jan	Feb	Mar	Apr	May	Jun
LBth	1	2	6	182	953	316	710	12	1166	115	23	17
LGeo	11	61	10	121	629	1148	737	1000	525	86	10	6

Misc: 30 records between 27 Oct and 24 Apr, principally from Jerrabomberra Wetlands GrL14, Mulligans Flat GrL10 and LGeoS GrR10 and GrR11.

Australian Wood Duck *Chenonetta jubata*

C.BR

GBS: Abundance (A) and distribution (F) down with only 77 records from 11 sites this year.

Breeding reported from one site in Yarralumla GrK14 (CCR).

WBS: Numbers unusually low this year with only 6 records at LBth and one at LGeo.

	Jul	Aug	Sep	Oct	Nov	Dec	Jan	Feb	Mar	Apr	May	Jun
LBth	4	0	0	0	0	50		2	0	2	0	12
LGeo	0	0	0	0	0	00		0	0	0	0	36

Misc: 116 records from throughout the region. 11 records of dy, all from sites around Canberra's urban lakes

Pacific Black Duck *Anas superciliosa*

C.BR

GBS: 46 records from three sites — well down on last year. The bulk of records again came from two sites in Curtin GrJ14 (AJR) and CSIRO Gungahlin GrK12 (C1M).

WBS: Numbers continue to be low although, overall they were slightly up at LBth. No breeding reported from either lake:

	Jul	Aug	Sep	Oct	Nov	Dec	Jan	Feb	Mar	Apr	May	Jun
LBth	98	24	80	158	179	171	25	89	131	36	50	7
LGeo	0	14	31	58	15	36	10	50	68	41	0	1

Misc: 119 records from throughout the region, similar to last year. Breeding — on/23 Dec Mulligans Flat GrL10 (LeJ) and 6 of dy between 23 Oct and 4 Feb, all from sites around Canberra's urban lakes.

Australasian Shoveler *Anas rhynchos*

C.BVi

GBS: 7/4wk Jun CSIRO Gungahlin GrK12 (C1M).

WBS: LBth — although the Mar peak was not the largest number on record (Mar 1993 — 5300), numbers from Oct through to May were generally at higher levels than in previous years. LGeo — peaks in Jan and Feb also higher than in previous years:

	Jul	Aug	Sep	Oct	Nov	Dec	Jan	Feb	Mar	Apr	May	Jun
LBth	527	406	1967	2710	4980	4705	2496	653	5171	4973	2128	1244
LGeo	7	2	2	40	0	199	1155	1235	265	301	50	15

Misc: 30 records, most from Jerrabomberra Wetlands GrL14, LGeoS GrR10 and GrR11, and Mulligans Flat GrL10 and GrL11. Also 20/20 Aug Lake Springfield GrJ8 (BuM) and A/19 May Tin Hut Inlet GrO18 (OgM).

G r e y T e a l *A n a s g r a c i l i s* C . B R

WBS: LBth — numbers increased again this year with the Oct to Dec levels the highest on record. At LGeo, on the other hand, overall numbers were again somewhat lower with the peak in Dec. No breeding records from either lake:

	Jul	Aug	Sep	Oct	Nov	Dec	Jan	Feb	Mar	Apr	May	Jun
LBth	1801	534	2090	6100	4950	4044	66	0	968	1418	1103	1873
LGeo	95	462	980	1357	1405	4200	81	440	634	691	0	741

Misc: 47 records including 5 of dy, from the Bungendore area, Tidbinbilla and Newline Quarry.

Chestnut **Teal** *Anas castanea* C.BR
 GBS: Records covering 12 weeks from CSIRO Gungahlin GrK12 (CIM).
 WBS: Number slightly up at both lakes. LBth — present all months with largest numbers in autumn. LGeo — largest numbers in spring:

	Jul	Aug	Sep	Oct	Nov	Dec	Jan	Feb	Mar	Apr	May	Jun	
LBth		159	70	145	315	200	171	51	60	429	258	551	194
LGeo		112	45	104	333	0	23	19	12	8	5	0	5

Misc: 19 records — from Jerrabomberra Wetlands, Mulligans Flat, LGeo and 1/24 Jul CSIRO Gungahlin ponds GrK12 (StM2).

Pink-eared Duck *Malacorhynchus membranaceus* C.Vi
 WBS: LBth — winter and spring numbers largest since 1986-87. LGeo — overall numbers about the average for this site with the low occurring in late summer and autumn.

	Jul	Aug	Sep	Oct	Nov	Dec	Jan	Feb	Mar	Apr	May	Jun
LBth	1100	319	1808	2460	1550	301	215	0	1	590	290	500
LGeo	69	18	20	152	255	497	350	12	0	0	0	280

Misc: 18 records from Jerrabomberra Wetlands, LGeo and 4/20 Aug Lake Springfield GrJ8 (BuM).

Hardhead *Aythya australis* U.BVi
 WBS: Again recorded only at LBth. No consistent pattern of occurrence this year with numbers peaking in Nov and Dec:

	Jul	Aug	Sep	Oct	Nov	Dec	Jan	Feb	Mar	Apr	May	Jun
LBth	0	0	21	23	95	216	13	0	4	0	9	10

Misc: 7 non-breeding records — 12/3 Jul Gundaroo rd GrM10 (BuM), 20/13 Aug LTug GrJ16 (AIR), 2/20 Aug Lake Springfield GrJ8 (BuM), C/23 Oct Fyshwick sewage ponds GrL14 (MuP), 4/16 Jan Yass sewage works GrF2 (WiS), 2/22 Jan Birrigai GrG17 (WiS), 10/30 Mar Jerrabomberra Wetlands GrL14 (HaP1).

GREBES

Australasian **Grebe** *Tachybaptus novaehollandiae* C.BR
 WBS: LBth — numbers continue to be low with only two records: 1/4 Nov and 11/28 Mar, both E basin GrY8 (LeM). LGeo — no records.

Misc: 66 records from 26 grid cells in all months; largest 105/16 Apr Jerrabomberra Wetlands GrL14 (WiS), 70/17 Jul, 50/7 Aug LGeo GrJ12 (WiP2, Mcl). 9 breeding records — first on 21 Nov 'Clea' Hs GrS25 (FyM), last dy/26 Mar Mulligans Flat GrL10 (BoJ).

Hoary-headed Grebe *Poliiocephalus poliocephalus* C.BR

WBS: LBth — lowest numbers since 1989-90. LGeo — with the exception of Jan and Feb numbers continue at a low level after the high totals of 1989-90:

	Jul	Aug	Sep	Oct	Nov	Dec	Jan	Feb	Mar	Apr	May	Jun
LBth	442	101	965	1095	1420	1030	2295	0	1261	464	703	84
LGeo	3	0	4	5	18	21	230	171	4	2	0	0

Misc: 28 records from 14 grid cells; largest 42/16 Apr Jerrabomberra Wetlands GrL14 (WiS), 12/23 Oct LGeo GrJ12 (WiP2), 10/6 Mar N end Lake Rd GrR10 (WiS).

Great Crested Grebe *Podiceps cristatus* U.BR

After several years of unusually high numbers, there were no reports this year.

DARTERS, CORMORANTS AND PELICANS

Darter *Anhinga melanogaster* U.BR

Misc: 11 records from 4 grid cells; 1/17 Jul, 1/7 Aug, 1/23 Oct, 1/25 Mar LGeo GrJ12 (WiP2, McI, LaJ), 1/23 Oct, 1/2 Dec, 1/3 Dec, 1/15 Jan, 2/4 Feb Jerrabomberra Wetlands GrL14 (MuP, AvJ, SaH, McI, VeP), 1/20 Nov Tuggeranong GrJ17 (McI), 1/5 Feb Black Mtn Peninsula GrK13 (McI).

Little Pied Cormorant *Phalacrocorax melanoleucos* C.BR

GBS: 1/1wk Mar and 1/4wk Mar CSIRO Gungahlin GrK12 (C1M).

WBS: Numbers continue to fall and are the lowest since 1987-88 when none were reported from LBth (the main basin was dry) and LGeo (which had a low water level and was not surveyed):

	Jul	Aug	Sep	Oct	Nov	Dec	Jan	Feb	Mar	Apr	May	Jun
LBth	1	0	2	1	0	0	0	0	0	0	0	0

Misc: 43 records from 13 grid cells in all months of the year, 35 came from urban lakes and their environs in Canberra, 6 from Mulligans Flat and only 2 from elsewhere in the region; largest 6/17 Jul LGeo GrJ12 (WiP2).

Pied Cormorant *Phalacrocorax varius* R.Vi

WBS: 1/23 Jan LGeoS GrR11 (LeM); this is the first since 1991-92 when there were two records from LGeo.

Little Black Cormorant *Phalacrocorax sulcirostris* C.BR

WBS: Numbers continue to fall and are the lowest since 1988-89: 1/26 Sep LGeoN GrR6 (FyM), 2/26 Oct LGeoN GrR6 (FyM), 1/28 Mar LGeoS GrR11 (LeM), 2/26 Mar LBth Morass GrZ8 (DoM).

Misc: 33 records from 10 grid cells in all months of the year, 30 came from urban lakes and their environs in Canberra; largest 30/29 Nov Kellys Swamp GrL14 (AnF), 30/25 Mar LGeo GrJ12 (LaJ).

Great Cormorant *Phalacrocorax carbo* C.BR

GBS: Numbers considerably lower than last year (2 records as compared with 13). 1/1wk Apr Curtin GrJ14 (MoM3), 1/2wk Apr Curtin GrJ15 (AvJ).

WBS: Numbers continue last year's decline:

	Jul	Aug	Sep	Oct	Nov	Dec	Jan	Feb	Mar	Apr	May	Jun
LBth	0	0	0	1	0	1	0	0	0	0	0	0
LGeo	5	7	9	2	0	0	12	1	0	0	0	0

Misc: 34 records from 11 grid cells in all months except May; largest 60/30 Oct LTug GrJ16 (McD), 15/7 Aug LGIN GrJ12 (McI).

Australian Pelican *Pelecanus conspicillatus* C.Vi

GBS: 12 records from 8 sites (compared with 27 from 12 last year) in all months except Jul, Aug, Apr; largest 7/1wk May CSIRO Gungahlin GrK12 (C1M).

WBS: Numbers at LGeo have continued to rise and are the highest since 1980-81, whereas numbers have continued to fall at LBth since the high figures in 1991-92 and are now the lowest since regular monthly surveys began there in 1982-83:

	Jul	Aug	Sep	Oct	Nov	Dec	Jan	Feb	Mar	Apr	May	Jun
LBth	0	0	0	0	0	0	0	0	0	4	0	0
LGeo	15	105	362	364	505	172	340	131	159	57	262	52

Misc: 53 records from 11 grid cells in all months except May, 47 came from urban lakes and their environs in Canberra; largest 65/31 Jan, 65/6 Mar Lake Rd GrR10 (WiS), 55/26 Nov, 53/29 Nov Jerrabomberra Wetlands GrL14 (AnF).

HERONS, EGRETS AND BITTERNs

White-faced Heron *Egretta novaehollandiae* C.BR

GBS: 80 records from 12 sites in all months; reported from a site in Curtin GrJ14 (AJR) on 35 out of a possible 51 weeks (last year it was reported from this site on 43 out of a possible 48 weeks); recorded less frequently at all other sites; largest 6/2wk Apr, 6/5wk Apr, 6/1wk May from the same Curtin site.

WBS: LBth — numbers up slightly on the previous two years, but still well below those of 1989-90. LGeo — numbers continue to fall and are now the lowest recorded:

	Jul	Aug	Sep	Oct	Nov	Dec	Jan	Feb	Mar	Apr	May	Jun
LBth	1	0	1	1	3	11	4	1	12	1	0	1
LGeo	0	0	1	2	1	0	0	1	0	1	1	0

Misc: 57 records from 24 grid cells in all months (compared with 79 from 53 in 1993-94 and 85 from 39 in 1992-93); seasonal distribution — spring (18 records), summer (16), autumn (19), winter (4); of the 63 records for which numbers were provided, 38 were of 1 bird, 10 were of 2 birds, and 4 were of from 3 to 6 birds the largest being 6/25 Feb Jerrabomberra Wetlands GrL14 (AnF).

- Little Egret** *Egretta garzetta* R.Vi
WBS: 1/26 Oct LGeoN GrR6 (FyM).
Misc: 3/27 Oct Kellys Swamp GrL14 (AvJ).
- White-necked Heron** *Ardea pacifica* U.Vi
GBS: 1/1wk May CSIRO Gungahlin GrK12 (C1M).
WBS: 2/23 Oct, 1/22 Nov LBth W basin GrY8 (CrI, HoT), 1/28 Dec LBth E basin GrY8 (LeM).
Misc: 4 records — A/7 Nov Boboyan Forest GrH25 (KrS), 1/28 Nov nr Glendale depot GrI23 (DaT), 1/6 Jan Rossi to Hoskinstown rd GrT17 (AIR), 1/23 Apr farm dam 3 km S Murrumbateman GrI7 (LeJ).
- Great Egret** *Ardea alba* U.Vi
WBS: 1 record (compared with 7 last year) — 1/30 Apr LGeoN GrR6 (LeM).
Misc: 10 records of 1 or 2 birds from Jerrabomberra Wetlands GrL14.
- Intermediate Egret** *Ardea intermedia* R.Vi
Misc: 3/19 Oct, 1/22 Oct, 2/29 Oct, 2/30 Oct, 1/12 Nov Kellys Swamp GrL14 (NiJ, C1G, MoN, FrI).
- Cattle Egret** *Ardea ibis* U.Vi
Number of records remains low.
GBS: 1/1wk, 2wk, 3wk Aug, 1wk, 2wk Sep Yarralumla GrK14 (CCR).
WBS: 1/1 Dec LBth E basin GrY8 (LeM).
Misc: 14 records from 3 grid cells, 12 came from Jerrabomberra Wetlands and others were 1/3 Sep farm dam Lady Denman Drive GrJ14 (AIR), 1/23 Oct LGin GrJ12 (McI); there were no records in winter, which is unusual, and the monthly distribution was Sep (1 record), Oct (6), Nov (2), Jan (1), Mar (3), Apr (1); largest 50/29 Oct, 9/18 Mar Jerrabomberra Wetlands GrL 14 (HaP 1, AnF), the remainder were <5.
- Nankeen Night Heron** *Nycticorax caledonicus* U.Vi
Misc: 5 records — 1/17 Nov Red Rocks Gorge GRI16 (TaP), 2/29 Nov Tidbinbilla NR GrF18 (BeR), D/11 Dec Wollogorang Hs GrU3 (FyM), 1/1 Jan Molonglo R nr Duntroon GrL14 (GoT), 1/21 Jan Mulligans Flat GrL10 (TaP).
- Little Bittern** *Ixobrychus minutus* R.Vi
Second record since Dec 1990 (previous was Mar 1995).
Misc: 1/3 Nov Tidbinbilla NR GrG17 (MaB).

IBISES AND SPOONBILLS

Glossy Ibis *Plegadis falcinellus*

R.Vi

WBS: Records from LBth only. Unusually large numbers during summer.

	Jul	Aug	Sep	Oct	Nov	Dec	Jan	Feb	Mar	Apr	May	Jun
LBth	0	0	0	0	0	38	15	0	0	0	0	0

Misc: 16 records of 1 to 5 birds; 14 in Nov, Dec from Jerrabomberra Wetlands and 2 in Jan from Mulligans Flat.

Australian White Ibis *Threskiornis molucca*

C.BR

GBS: 19 records (compared with 39 last year) in all months except Jan, Feb, Mar from 7 sites in Kambah GrJ16 (PeH, WiS), Curtin GrJ14 (AJR, MoM3), Holt GrI12 (DaC), Scullin GrI12 (McR), CSIRO Gungahlin GrK12 (C1M); largest 250/1wk Dec Holt GrI12 (DaC), 100/2wk Sep Scullin GrI12 (McR).

WBS: LBth — unusually large number in Dec (equalling the previous highest number in Apr 1993). LGeo — none recorded:

	Jul	Aug	Sep	Oct	Nov	Dec	Jan	Feb	Mar	Apr	May	Jun
LBth	9	0	7	0	0	61	2	0	16	0	0	0

Misc: 32 records from 12 grid cells (compared with 42 from 36 last year) in all months except Sept, Jun; largest 100/29 Nov Kellys Swamp GrL14 (AnF), all others <50.

Straw-necked Ibis *Threskiornis spinicollis*

C.Vi

GBS: 119 records from 22 sites; as in previous years most were from the cooler months with only 13 in summer, and came from the southern suburbs — Tuggeranong (46 records from 5 sites), Woden (50 from 9), Weston Creek (7 from 3), Canberra (2 from 1), Belconnen (2 from 2), Gungahlin (6 from 1) and Hall (6 from 1); there were 10 records of 100 or more birds, the largest being 300/1wk May Curtin GrJ14 (AJR).

WBS: Numbers have again dropped following the increases of the previous year:

	Jul	Aug	Sep	Oct	Nov	Dec	Jan	Feb	Mar	Apr	May	Jun
LBth	0	0	1	0	28	47	0	0	18	0	0	0
LGeo	0	30	0	0	0	0	0	0	0	0	0	0

Misc: 39 records from 18 grid cells in all months except Feb, Jun; 7 of the records came from playing fields in Canberra at Yarralumla, N Curtin and Deakin; largest 200/28 Apr, 140/29 Apr N Curtin oval GrJ14 (AIR, WiS).

Royal Spoonbill *Platalea regia*

U.Vi

GBS: 1/5wk Oct Scullin GrI12 (McR).**WBS:** Numbers continue to fall after the high figures recorded during 1989-92:

	Jul	Aug	Sep	Ot	Nov	Dec	Jan	Feb	Mar	Apr	May	Jun
LBth	0	0	0	0	0	4	4	0	4	0	0	0
LGeo	0	0	0	0	0	0	0	0	2	0	0	0

Misc: 17 records — 16 were of 1 to 4 birds at Jerrabomberra Wetlands GrL14 from late Oct through to late Mar, and 1/24 Mar Murrumbidgee golf course GrI16 (WrH).**Yellow-billed Spoonbill** *Platalea flavipes*

U.Vi

WBS: LBth — numbers during summer have increased. LGeo — numbers remain low with a peak during summer.

	Jul	Aug	Sep	Ot	Nov	Dec	Jan	Feb	Mar	Apr	May	Jun
LBth	0	0	2	0	0	16	11	0	0	0	1	0
LGeo	1	0	0	3	1	8	7	0	0	0	0	0

Misc: 8 records — A/13 Jan, A/26 Mar, X/9 Apr, 1/9 Apr, 1/16 Apr Jerrabomberra Wetlands GrL14 (KrS, OgM, HaP1, McI, WiS), 1/21 Jan Mulligans Flat GrL 10 (FaP), 1/7 May dam on 'Bywong' GrO9 (FyM), 1/7 May farm dam junction of Gundaroo Rd and Tallaganda Lane GrM10 (FyM).**KITES, GOSHAWKS, EAGLES AND HARRIERS****Black-shouldered Kite** *Elanus axillaris*

U.BR

GBS: 1994-95 records, in every measurement, show a distinct fall in the number of sightings. Last year 14 sites for a total of 121 birds, while for this year 9 sites for a total of 51 birds. A=0.0207, F=15.8%, W=35, R=1.66%, G=1.24.**WBS:** 1/9 Oct LBth E basin GrY8 (LeM).**Misc:** 28 records of 34 birds. None in Sep, Nov, Dec, Feb and May. No breeding records.**Whistling Kite** *Haliastur sphenurus*

U.BR

GBS: 1/3wk Jan Kambah GrJ16 (PeH).**WBS:** 13 records of 18 birds. 3 birds seen at LGeo balance at LBth.**Misc:** 21 records of 28 birds mostly seen at Jerrabomberra Wetlands GrL14 (7 records of 8 birds). Other sites recording multiple sighting were Uriarra Crossing GrG12, Shepherds Lookout GrH12, LGeo and Mulligans Flat GrL11.**White-bellied Sea-Eagle** *Haliaeetus leucogaster*

U.BVi

WBS: 5 records from LBth GrY8 — 1/1 Dec, 1/18 Dec, 1/28 Dec, 1/24 Jan, and 1/28 Apr. 2 from LGeo — 1/28 and 1/30 Apr.**Misc:** 27 records of 28 birds recorded in all months except Jan and Feb. 13 of the sightings were over LBG or Jerrabomberra Wetlands GrL14, predominantly during Jul, Apr, May and Jun. 1 record of a bird on or seen leaving a nest 1/28 Sep. The level of sightings from last year has been maintained.

- Spotted Harrier** *Circus assimilis* R.Vi
WBS: 1/9 Oct LBth W basin GrY8 (LeM).
Misc: 1/6 Apr Jerrabomberra Wetlands GrL14 (TaP).
- Swamp Harrier** *Circus approximans* U.BR
GBS: One most unusual urban record — 1/4wk Aug Curtin GrJ14 (AJR).
WBS: 12 records of 16 birds, 10 of the records were from LBth and 2 from LGeo.
Misc: 10 records of 12 birds, one pair displaying 15 Oct Rose Lagoon GrU4 (LeJ). 7 of the 10 records were from Jerrabomberra Wetlands GrL 14. All sightings occurred during Sep, Oct and Nov.
- Brown Goshawk** *Accipiter fasciatus* U.BM
GBS: Records of 32 birds from 14 sites. Twice (1wk Oct and 1wk Nov) pairs seen at CSIRO Gungahlin GrK12 (C1M). No records between 2wk Feb and 2wk Apr. Values slightly up on last year. Sightings of this species have fluctuated since 1987-88. Numbers peaked at 48 in 1989-90 and bottomed at 13 during 1990-91. The average over the past 8 years is 26.
Misc: 31 records of 34 birds. One breeding record nb/3 Oct (AnF). No sightings during Sep, Dec, Feb or Jun.
- Grey Goshawk** *Accipiter novaehollandiae* R.Vi
Misc: 1/9 Feb The Pinnacle GrJ13 (WoB), 1/19 May Jerrabomberra Wetlands GrL14 (AnR) and 1/17 Jun Fyshwick sewage ponds GrL14 (CoE).
- Collared Sparrowhawk** *Accipiter cirrhocephalus* U.BM
GBS: The number of sightings 32, is down from last year's 40, but is above the 8 year average of 31. The range is from 16 in 1990-91 to 61 in 1988-89.
Misc: 13 non-breeding records of which 7 are within the urban areas of Canberra.
- Wedge-tailed Eagle** *Aquila audax* C.BR
GBS: A significant drop in the number of birds seen from 40 last year to 27 this year. None were seen between 2wk Sep to 4wk Nov and 2wk Jan to 2wk Apr, a total of 21 weeks.
WBS: 14 records of 25 birds. 11 of the records involving 19 birds were from LBth. The greatest number seen was 4/26 Oct LGeoN GrR6 (FyM). No records during Sep, Feb, Apr and Jun at either lake.
Misc: 51 records of 83 birds covering all months except May. Greatest numbers seen; 4/11 Sep Angle Crossing GrK21 (VeP), 4/7 Jan LGeoN GrR6 (HoA), 4/4 Apr Boboyan grassland GrH25 (DaG). No breeding records.
- Little Eagle** *Hieraaetus morphnoides* U.BR
GBS: Records from 4 sites totalling 18 birds (14 from CSIRO Gungahlin GrK12), a decline from last year's 36 sightings. Only 1 sighting during the period 1wk Aug to 4wk Jan, a 26 week period.
WBS: 3 sightings of single birds at LBth W basin GrY8 in Sep, Dec and Jun. Also 2/25 Jan LGeoN GrR6 (LeM).
Misc: 42 records of 54 birds covering all months except Dec. No breeding records. 3/23 Apr Jerrabomberra Wetlands GrL 14 (MuP) being the highest number for a single record.

FALCONS

Brown Falcon *Falco berigora* U.BR

GBS: 18 records from 6 sites in CSIRO Gungahlin GrK12, Sutton Rd GrO12 and 2 each in Kambah GrJ16 and Curtin, GrJ14. Same number as last year. Two periods of no sightings, 4wk Jul to 4wk Sep and 2wk Oct to 1wk Feb a 26 week period.

WBS: 14 records of 18 birds. 13 from LBth and 1 at The Morass. No sightings from Feb to end of Apr. No breeding records.

Misc: 26 records of 29 birds including 3/11 Sep Angle Crossing GrK21 (VeP). No records during Jun. Down on the number of sightings (41) last year. One report of breeding activity — nb/25 Oct.

Australian Hobby *Falco longipennis* U.BM

GBS: 75 birds seen at 24 sites. First 4wk Sep and then all months to Jun. The average number of sightings per year is 55 birds, within the range 110 in 1987-88 to 50 in 1988-89. The average number of sites is 21 but this does not seem to impact upon the number of sightings, e.g. 110 birds seen in 1987 were from 19 sites.

WBS: 1/26 Mar and 1/24 May both at LBth W basin GrY8 (CrI).

Misc: 22 records of 23 birds. No sightings between 1 Jul and 16 Sep. No breeding records.

Black Falcon *Falco subniger* R.Va

WBS: 3 records from LBth GrY8 — 1/9 Oct E basin, 1/4 Nov W basin and 1/28 Dec E basin (all LeM).

Misc: 1/22 Mar Woolcara Lane GrQ17 (FyM).

Peregrine Falcon *Falco peregrinus* U.BR

GBS: 10 records (11 birds) from 6 sites. The first sighting occurred in 3wk Sep, the final sighting was in 3wk Apr. The Peregrine is consistently present in low numbers ranging from 4 in 1987-88 to 15 in 1993-94 giving an average of 8 sightings per year since 1987-88. **WBS:** Nil. Last year 2 birds were seen one each at LBth and LGeo.

Misc: 14 records of 15 birds, all months except Aug, including pair/9 Apr nr Kambah Pool GrI16 (BuM). No breeding records. Last year 1 breeding record and 13 sightings.

Nankeen Kestrel *Falco cenchroides* C.BR

GBS: 32 sightings from 10 sites. With the exception of group size (G), all values are well down from last year. Apart from the last 6 weeks of the year (May and Jun) sightings were distributed throughout the year. Sightings of Kestrels fluctuate. The two highs have been 93 (1987-88) and 89 (1993-94) the lows 17 (1991-92) and 24 (1990-91). The average is 48.

WBS: 14 records of 15 birds from LBth and 4 records of 6 birds from LGeo. Records covered all months except Aug, Sep, Feb and May.

Misc: 49 records of 64 birds including 1 breeding record — dy/15 Oct Campbell Pk GrM13 (AnF). Down from last year's 69 records but bred at Campbell Pk that year as well.

RAILS, CRAKES, SWAMPHENS AND COOTS

Baillon's Crane *Porzana pusilla* R.SV
Misc: 1/8 Oct Kellys Swamp GrL14 (AnF), 2/15 Jan Jerrabomberra Wetlands GrL14 (MuP).

Australian Spotted Crane *Porzana fluminea* R.BR
WBS: 4/27 Jul LGeoN GrR6 (FyM).
Misc: 3 records from Kellys Swamp GrL14 — 1/11 Sep (SaH), 1/1 Oct (AnF), 1/8 Oct (AnF).

Purple Swamphen *Porphyrio porphyrio* C.BR
WBS: 13/27 Jul and 12/31 Aug LGeoN GrR6 (both FyM).
Misc: 43 non-breeding records all but one from lakes and associated wetlands in Canberra.
 Largest number — 30/7 Aug LGin GrJ12 (McI). Only other — C/15 Oct Rose Lagoon GrU4 (LeJ). 1 breeding record — on/23 Oct LGin GrJ12 (McI).

Dusky Moorhen *Gallinula tenebrosa* C.BR
Misc: 47 records, in all months, principally from lakes and associated wetlands in Canberra.
 Largest number recorded — 25/ 23 Oct LGin GrJ12 (WiP2). Others from Googong Dam GrO16 and GrO18 on 9 May (OgM) and Rose Lagoon GrU4 on 15 Oct (LeJ).

Eurasian Coot *Fulica atra* C.BR
WBS: LBth — Notably large numbers of birds, in excess of 10,000 Oct to Jan. Comprising 35 to 65% of all waterbirds. Max of over 19,000 in Jan well exceeds the previous monthly figure of 14,000 in Dec 1981. LGeo — by comparison numbers at this site well down with no birds recorded in 7 of the 12 months.

	Jul	Aug	Sep	Oct	Nov	Dec	Jan	Feb	Mar	Apr	May	Jun
LBth	1630	8	6370	<u>12000</u>	<u>12500</u>	10495	19951	<u>394</u>	2127	<u>399</u>	1725	313
LGeo	0	0	200	0	0	140	300	20	0	0	0	15

Misc: 57 records, covering all months and from locations spread across the region. No breeding records.

BUTTON-QUAILS

Painted Button-quail *Turnix varia* R.BR
Misc: 4/31 Aug Black Mtn GrK13 (TaN), 1/13 Oct Uriarra Rd GrH14 (DaC), dy/5 Feb Mulligans Flat GrL10 (HaP1), and from Mt Majura GrM12 — X/9 Feb (LaJ), X/10 Feb (GoT) and 2/21 Apr (GoT).

SANDPIPERS AND ALLIES

Latham's Snipe *Gallinago hardwickii* U.M
Misc: Between 7 Aug and 24 Feb there were 24 records from Jerrabomberra Wetlands GrL14, including 20/27 Nov (DaG). Also 1/10 Jan Naas Ck Gr 127 (KeR) and 1/2 Feb LBG at Museum site GrK13 (LeJ).

Little Curlew *Numenius minutus* R.Vi
WBS: 5/4 Nov LBth E basin GrY8 (LeM).

Marsh Sandpiper *Tringa stagnatilis* R.Va
WBS: LBth GrY8 — 4/9 Oct and 7/4 Nov E basin, and 1/9 Oct and 5/4 Nov W basin (all LeM). LGeoN GrR6 — 4/30 Dec and 21/25 Jan (both LeM).
Misc: 1/17 Oct Mulligans Flat GrL10 (FrI).

Common Greenshank *Tringa nebularia* R.Vi
WBS: 9/18 Dec Morass GrZ8 (DoM), 6/28 Dec LBth E basin GrY8 (LeM).
Misc: 2 records from Jerrabomberra Wetlands GrL14 — 1/25 Nov (LeJ), 1/28 Nov (HaP1) and 2 from Mulligans Flat Gr L10 — 1/12 Jan (MoN), 1/15 Jan (HaP1).

Wood Sandpiper *Tringa glareola* U.Va
WBS: 2/4 Nov LBth W basin GrY8 (LeM).
Misc: 1/18 Oct Kellys Swamp GrL14 (HaP1).

Red-necked Stint *Calidris ruficollis* U.Vi
WBS: LBth — Numbers well down this year. LGeo — recorded three months only.

	Jul	Aug	Sep	Oct	Nov	Dec	Jan	Feb	Mar	Apr	May	Jun
LBth	69	0	87	64	64	40	0	34	107	65	0	4
LGeo	0	0	1	0	0	0	0	0	2	0	0	5

Pectoral Sandpiper *Calidris melanotos* R.Vi
WBS: LBth E basin GrY8 — 1/9 Oct, 2/23 Jan, 3/28 Mar, 1/28 Apr (all LeM).

Sharp-tailed Sandpiper *Calidris acuminata* C.M
WBS: LBth — largest monthly numbers since the survey began. LGeo — present in small numbers spring and summer.

	Jul	Aug	Sep	Oct	Nov	Dec	Jan	Feb	Mar	Apr	May	Jun
LBth	7	0	1330	<u>1380</u>	<u>905</u>	830	1220	<u>210</u>	407	<u>343</u>	0	0
LGeo	0	0	62	15	0	1	28	3	12	0	0	0

Misc: 5 records from Jerrabomberra Wetlands GrL14, including 6/16 Oct (TaM), and also 2/3 Sep dam on Fairbairn Av GrN14 (GoT).

Curlew Sandpiper *Calidris ferruginea* U.Vi
WBS: LBth — the Sep count was the highest monthly figure since Apr 1987 (190). LGeo — only one record of a single bird in Sep.

	Jul	Aug	Sep	Oct	Nov	Dec	Jan	Feb	Mar	Apr	May	Jun
LBth	7	0	110	24	1	0	17	0	9	15	3	0
LGeo	0	0	1	0	0	0	0	0	0	0	0	0

STILTS AND AVOCETS

Black-winged Stilt *Himantopus himantopus* U.BVi

WBS: LBth — overall numbers up again with the Oct and Nov counts being the highest since the survey began. Present all months except Feb. At LGeo recorded only in four months with the max again in Jan.

	Jul	Aug	Sep	Oct	Nov	Dec	Jan	Feb	Mar	Apr	May	Jun
LBth	41	28	147	343	307	190	202	0	37	122	22	20
LGeo	2	1	0	0	0	0	100	48	0	0	0	0

Misc: 3 records from LGeo including 20/18 Jan in the NE corner GrT7 (FyM).

Banded Stilt *Cladorhynchus leucocephalus* R.Va

WBS: LBth E basin GrY8 — 2/9 Oct, 2/4 Nov, 2/1 Dec, 2/28 Dec and 1/23 Jan (LeM).

Red-necked Avocet *Recurvirostra novaehollandiae* U.Vi

WBS: LBth — 1/4 Nov and 1/28 Dec E basin GrY8 (both LeM). LGeoN GrR6 — 7/26 Oct (FyM), 29/30 Dec and 12/29 Jun (both LeM).

PLOVERS, LAPWINGS AND DOTTERELS

Pacific Golden Plover *Pluvialis fulva* R.Vi

WBS: 3 records only, all from LBth E basin GrY8 (all LeM).

	Jul	Aug	Sep	Oct	Nov	Dec	Jan	Feb	Mar	Apr	May	Jun
LBth	0	0	0	0	0	12	0	0	6	1	0	0

Red-capped Plover *Charadrius ruficapillus* C.BR

WBS: LBth — present all months, with notable max in Apr, the largest monthly figure since May 1988. LGeo — Numbers remain comparatively low.

	Jul	Aug	Sep	Oct	Nov	Dec	Jan	Feb	Mar	Apr	May	Jun
LBth	358	41	51	72	86	63	48	57	243	505	50	128
LGeo	43	48	27	6	0	11	29	13	36	115	0	195

Misc: 2 records from LGeo — D/17 Jul GrR7 (MuS) and 2/18 Jun GrT7 (FyM).

Double-banded Plover *Charadrius bicinctus* U.Vi

WBS: Recorded only at LBth — Absent spring and summer. Largest number in Jul.

	Jul	Aug	Sep	Oct	Nov	Dec	Jan	Feb	Mar	Apr	May	Jun
LBth	179	101	0	0	0	0	0	0	47	121	0	65

Misc: 1/24 Jul Murrumbidgee R GrK29 (LaM), 4/15 Jan Jerrabomberra Wetlands GrL14 (McI), 2/14 Apr Murrumbidgee golf course GrI16 (WrH).

Black-fronted Dotterel *Elseyaornis melanops* U.BR
 GBS: 1/1wk Jul CSIRO Gungahlin GrK12 (C1M), 1/1wk May Palmerston GrK11 (StM2).
 WBS: LBth — present only in the three winter months. LGeo — again only 1 record this year.

	Jul	Aug	Sep	Oct	Nov	Dec	Jan	Feb	Mar	Apr	May	Jun
LBth	20	4	0	0	0	0	0	0	0	0	0	11
LGeo	0	0	1	0	0	0	0	0	0	0	0	0

Misc: 36 records widespread across the region. 3 breeding records — ne/21 Nov Jerangle Rd GrS25 (FyM), dy/4 Dec and dy/11 Dec Jerrabomberra Wetlands GrL14 (both McI).

Red-kneed Dotterel *Erythronys cinctus* U.Vi
 WBS: Records well down this year with only 1 at LBth and 3 at LGeo.

	Jul	Aug	Sep	Oct	Nov	Dec	Jan	Feb	Mar	Apr	May	Jun
LBth	0	0	0	0	1	0	0	0	0	0	0	0
LGeo	35	0	3	1	0	0	0	0	0	0	0	0

Misc: 1 winter record, 6/8 Jul LGeo GrR7 (DaB), and 22 records from Oct to Jan, 16 of them from Jerrabomberra Wetlands GrL14 (up to 10 birds) and 6 from Mulligans Flat GrL11 and Mll (1 to 3 birds).

Banded Lapwing *Vanellus tricolor* R.BVi
 WBS: 3 records only from LBth GrY8.

	Jul	Aug	Sep	Oct	Nov	Dec	Jan	Feb	Mar	Apr	May	Jun
LBth	0	4	0	0	1	1	0	0	0	0	0	0

Masked Lapwing *Vanellus miles* C.BR
 GBS: Records from 21 sites. Abundance marginally up on last year and more in line with numbers recorded in earlier years. There was no seasonal pattern apparent and records covered all months. Two breeding records — dy/3wk Aug CSIRO Gungahlin GrK12 (C1M) and dy/5wk Oct Chapman GrI15 (McA1).

WBS: Recorded all months at both sites. Numbers down at LGeo but slightly up overall at LBth. Larger numbers in summer and autumn consistent with seasonal pattern.

	Jul	Aug	Sep	Oct	Nov	Dec	Jan	Feb	Mar	Apr	May	Jun
LBth	47	31	33	41	34	123	168	18	257	117	181	76
LGeo	12	10	10	11	7	21	94	70	39	54	13	2

Misc: 70 records covering all months and widely distributed across the region. Largest counts from Jerrabomberra Wetlands GrL14. 5 breeding records.

GULLS AND TERNS

Silver Gull *Larus novaehollandiae*

C.BR

GBS: All values except flock size (G) down. Only 5 records from three sites, 1 each from Scullin (Aug) and CSIRO Gungahlin (Sep) and 3 from Page (May and Jun).

WBS: Birds recorded all months at both sites. Numbers generally smaller at LBth but larger at LGeo.

	Jul	Aug	Sep	Oct	Nov	Dec	Jan	Feb	Mar	Apr	May	Jun
LBth	1808	22	1087	830	289	383	523	122	911	173	349	510
LGeo	8	148	146	257	330	140	327	720	889	392	742	90

Misc: 34 records, about average. Most from urban lakes or LGeo. All months except May and Jun.

Whiskered Tern *Chlidonias hybridus*

R.Vi

WBS: 4 records from LBth GrY8 — 12/9 Oct, 40/4 Nov, 13/4 Nov and 15/1 Dec (all LeM).

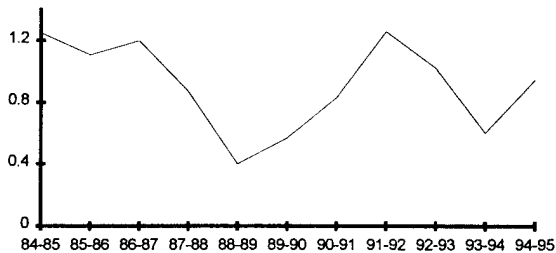
Misc: 28/9 Oct LBG GrK13 (AIR).

PIGEONS AND DOVES

Rock Dove *Columba livia*

C.BR

GBS: Abundance (A) values for this species have fluctuated over the years. Low figures were recorded in 1988-89 (0.399), 1989-90 (0.569) and 1993-94 (0.601) and these compare with the high in 1991-92 (1.258). This year the value rose to A=0.947 and there were records for all months, although there was regular recording at only 8 of the 25 sites from which



observations were reported. One breeding record — ny/4wk Jul Curtin GrJ14 (AJR).

Misc: 30 reported observations, from 10 grids all within or close to Canberra. No breeding records.

Spotted Turtle-Dove *Streptopelia chinensis*

GBS: 1 (escapee)/8 Jul Melba GrJ12 (PuD).

Common Bronzewing *Phaps chalcoptera*

U.BR

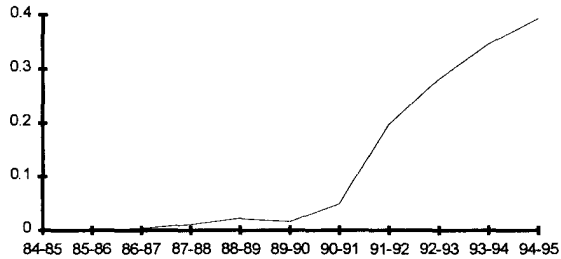
GBS: 15 records, all of 1 or 2 birds, from 5 sites and covering all months. There were no records from the site in Duffy which caused a sharp increase in values last year, consequently values were down again to more customary levels.

Misc: 22 records (54 birds) from 9 sites. All months except Mar.

Crested Pigeon *Ocyphaps lophotes*

U.BR

GBS: The values for this species keep rising. Abundance (A) is up by 14% on last year and by 40% on the 1992/93 level. Observations were reported for all months from sites in Ainslie, Curtin, Downer and Stirling. Breeding record — nb/3wk Nov Kambah GrJ16 (VeP).



Misc: 97 records. Most from suburban

Canberra and Mulligans Flat. Groups of 20 to 30 reported from Newline Quarry GrN14 in Mar and Jun and from Murrumbidgee golf course GrI16 in Mar and Apr.

Diamond Dove *Geopelia cuneata*

R.Vi

Misc: 1/22 Feb Newline Quarry GrN14 (GoP) and 1/20 May Mt Majura GrM12 (LeJ).

Wonga Pigeon *Leucosarcia melanoleuca*

C.BR

Misc: 8 records from the Tinderry Ra GrO24, Warks Rd, Namadgi NP GrD16 and GrE15, Tallaganda SF GrU19, GrV19 and GrW19 and Tidbinbilla NR GrF18.

COCKATOOS

Glossy Black-Cockatoo *Calyptorhynchus lathami*

R.Vi

Misc: 11 records mainly from Mt Majura February to May. Largest number 11/20 May Mt Majura GrM12 (LeJ).

Yellow-tailed Black-Cockatoo *Calyptorhynchus funereus*

C.BR

GBS: Recorded at four sites, largest number 26/3wk Aug Weston GrJ15 (LeB).

Misc: 22 non-breeding records mostly outside the suburban area. Largest flock 72/29 Jun Murrumbidgee R GrH14 (DaC). Two breeding records: dy/27 Dec Woods Res GrG18 (WiS), dy/25 Jan Yankee Hat GrG25 (GoP).

Gang-gang Cockatoo *Callocephalon fimbriatum*

C.BR

GBS: Abundance (A=0.7724) up from 1993-94 (A=0.6911). Breeding record: dy/4 wk Nov Aranda GrJ13 (HaK).

Misc: 34 non-breeding records from all months. No breeding records.

Galah *Cacatua roseicapilla*

C.BR

GBS: Abundance (A=5.5099) down from 1993-94 (A=6.4510). Recorded from all sites. Breeding recorded at 9 sites.

WBS: 10 records. Regularly sighted around LBth GrY8 and LGeo GrR6.

Misc: 175 non-breeding records; breeding records: ih/15 Oct Campbell Pk GrM13 (McI), ih/23 Oct Marilba GrA1 (C1G), ih/9 Dec Mulligans Flat GrL10 (LeJ), dy/22 Jan Campbell Pk GrM13 (McI), on/6 Mar Mulligans Flat GrL10 (LeJ).

Long-billed Corella *Cacatua tenuirostris*

R.Va

Misc: 22/11 Dec Wollgorang Hs GrU3 (FyM).

Little Corella *Cacatua sanguinea*

U.BR

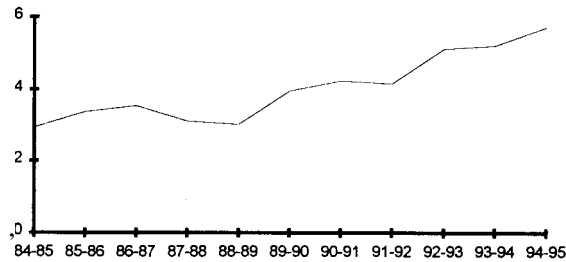
GBS: Recorded at sites in Holt GrI12 and Narrabundah GrL15, both areas where this species has been regularly seen in the past. In Holt, 1 to 4 birds recorded all months except Mar (DaC). In Narrabundah, recorded all months except Jul and Aug with 20 to 23 birds present on four occasions and 1 breeding record, ih/2wk Nov (DaG) (See also Dabb 1995).

Misc: 14/22 Sep N of Gundaroo GrO6 (WiP1), 9/30 Sep Red Hill School GrL15 (DaG), 2/24 Nov Holt GrI12 (LaJ), 5/11 Mar Uriarra Crossing GrG12 (MoN).

Sulphur-crested Cockatoo *Cacatua galerita*

C.BR

GBS: Slight increase in abundance (A=5.7298) over 1993-94 (A=5.2262) reflecting a significant long term increase (e.g. 1991-92 A=4.1637). Seen at 54 of the 57 sites. Breeding recorded at two sites: dy/3wk Dec and 1-2wk Jan Cook GrJ13 (DaB), nb/4wk Nov Hughes GrK15 (HaG).



WBS: 1 record 1/26 Sep LGeoN GrR6 (FyM).

Misc: 166 non-breeding records. No breeding records.

Cockatiel *Nymphicus hollandicus*

GBS: 1(escapee)/4 wk Oct Macquarie GrJ13 (CoD).

LORIKEETS

Rainbow Lorikeet *Trichoglossus haematodus*

R.Vi

GBS: 2/1-5wk Jul, 2/4wk Sep-4wk Nov, 1/2wk Dec Aranda GrJ13 (HaK). Regular sightings have been recorded from Aranda GrJ13 since 1986-87.

Misc: 2/3 Oct Nildesperandum, Hurdle Ck GrG17 (MoN).

Little Lorikeet *Glossopsitta pusilla*

R.Vi

GBS: 2/2wk Dec Weston GrJ15 (LeB), 1/2wk Dec Deakin GrK14 (NiA), 1/2wk Dec CSIRO Gungahlin GrK12 (C1M), 2/4wk Dec Weston GrJ15 (BoJ).

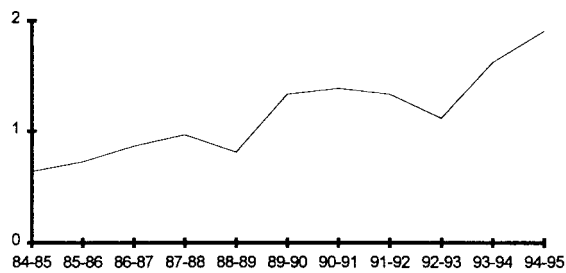
Misc: 1/16 Jan Mountain Creek Rd GrE8 (WiS).

PARROTS

Australian King-Parrot *Alisterus scapularis*

C.BR

GBS: Abundance ($A=1.9079$) up from 1993-94 ($A=1.6242$) continuing a long-term increase in abundance (1987-88 $A=1.0032$). Seen at 80.7% of sites. Breeding recorded at 4 sites: dy/4-5wk Jan Weston GrJ15 (LeB), dy/4wk Feb, 1/3wk Mar Weston GrJ15 (BoJ), dy/5wk Jan, 1wk and 4wk Feb,



1wk Mar Curtin GrJ14 (MoM3),

dy/3wk Feb Curtin GrJ14 (AJR).

Misc: 28 non-breeding records. 1 breeding record: ih/16 Oct W of Curtin GrJ14 (AvJ).

Superb Parrot *Polytelis swainsonii*

R.Vi

Misc: 3 records from Murrumbateman GrI6 — 2/6 Dec (McA4), 12/9 Dec (SiK), 9/3 Jan (McA4).

Crimson Rosella *Platycercus elegans*

C.BR

GBS: More abundant ($A=3.3862$) than in 1993-94 ($A=3.0163$). Recorded at all sites.

Breeding recorded at 9 sites.

WBS: A total of 7 records from LBth GrY8 and LGeoN GrR6 and S GrR11. Largest number 60/9 Oct LGeoS GrR11 (LeM).

Misc: 274 non-breeding records. 12 breeding records including dy/26 Nov ANU GrK13 (McI), dy/19 Dec Weetangera GrJ13 (FyM), dy/22 Jan Campbell Pk GrM13 (McI), dy/25 Jan Yankee Hat GrG25 (GoP).

Eastern Rosella *Platycercus eximius*

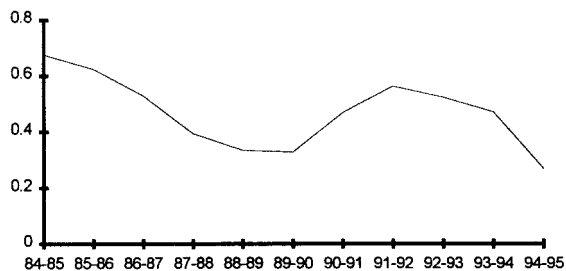
C.BR

GBS: Abundance ($A=1.6540$) up from 1993-94 ($A=1.4751$). Seen at all but one of the 57 sites. 9 breeding records.

WBS: 6 records from LBth GrY8 and the Morass GrZ8.

Misc: 177 non-breeding records Breeding records: ih/11 Sep Black Mtn GrK13 (McI), ih/15 Oct Campbell Pk GrM13 (McI), nb/19 Oct The Pinnacle GrI13 (FyM), ih/25 Oct Campbell Pk GrM 13 (FyM), dy/31 Oct Farrer Ridge GrK 16 (KrS), ih/9 Dec Mulligans Flat GrL 10 (LeJ), dy/22 Jan Campbell Pk GrM13 (McI), on/24 Feb Newline Quarry GrN14 (LeJ).

GBS: Abundance ($A=0.2686$) well down from 1993-94 ($A=0.4723$) continuing the large decreases in abundance since 1984-85 ($A=0.76$). Found at 43.9% of sites. Breeding record: co/2wk Sep Hall GrJ11 (MiJ).



Misc: 68 non-breeding records.

Breeding record: dy/16 Oct W of Curtin GrJ14 (AvJ).

Budgerigar *Melopsittacus undulatus*

GBS: 1(escapee)/1wk May Weston GrJ15 (BoJ).

Turquoise Parrot *Neophema pulchella*

R.Va

Misc: 1/16 Oct Mulligans Flat GrL11 (AnR), 1/3 Nov Mt Ainslie GrL13 (FrI), 1/5 Nov Mulligans Flat GrM11 (AnR).

CUCKOOS

Pallid Cuckoo *Cuculus pallidus*

C.BM

GBS: The steady decline in records evident since 1987-88, came to an abrupt halt this year with all values well up to 66 observations at 16 sites. First — 3wk Aug Bruce GrK13 (BuM), last — 3wk Mar Cook GrJ13 (DaB), except for 3 very late records in Jun, Hall Gall (MiJ).

Misc: 35 records, also up on last year (17). First — 1/24 Aug Gossan Hill GrK12 (BuM), last — dy/4 Apr Newline Quarry GrN14 (LaD). 3 breeding records (all the same bird?) — dy(White-plumed Honeyeater)/17 Mar, dy(White-plumed Honeyeater)/29 Mar, dy('unidentified honeyeater')/4 Apr, all Newline Quarry GrN14 (AvJ, HaP1, LaD).

Brush Cuckoo *Cacomantis variolosus*

U.BM

Misc: Only 3 records this year. 1/24 Oct ANU campus GrK13 (HaP1), 1/27 Oct Mt Majura GrM12 (GoT), 1/12 Apr Curtin GrJ14 (AvJ).

Fan-tailed Cuckoo *Cacomantis flabelliformis*

C.BM

GBS: Following the low distribution value (F) last year (9 sites) there were reports from only 7 sites this year. Abundance (A) and weeks recorded (W) down to the low figures of 1992/93. First — 1/1wk Sep Stirling GrJ15 (JoD), last — 1/3wk May Cook GrJ13 (BrM).

Misc: 35 records, widespread across the region. First — 1/7 Aug Red Hill GrK15 (PeS), last — 1/16 Apr Campbell Pk GrM13 (HaP1).

Horsfield's Bronze-Cuckoo *Chrysococcyx basalis*

C.BM

GBS: 28 records from 9 sites, notably — 4/2wk Sep CSIRO Gungahlin GrK12 (C1M). First — 1/4wk Aug CSIRO Gungahlin GrK12 (C1M), last — 1/3wk Mar Hall GrJ11 (MiJ).

Misc: 20 records. First — 1/17 Aug Red Hill GrK15 (PeS), last — 1/19 Feb Bruce Ridge GrK13 (McI). 1 breeding record — dy(Superb Fairy-wren)/19 Feb Newline Quarry GrN14 (MuP).

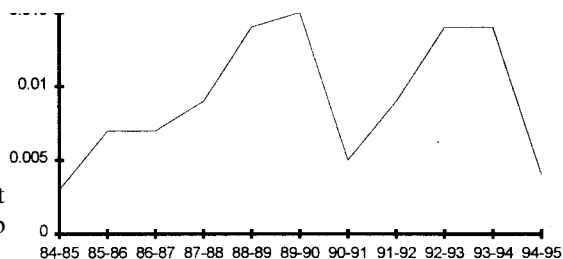
Shining Bronze-Cuckoo *Chrysococcyx lucidus*

C.BM

GBS: Only 9 records from 5 sites.

Values down to the lowest levels for many years with weeks recorded (W=8) the lowest since the survey began. First — 1/1wk Oct Stirling GrJ15 (JoD), last — 1/1wk Jan Bruce GrK13 (BuM).

Misc: 21 records. First — 1/3 Sep Mt Majura GrM12 (GoT), last — 1/21 Feb Newline Quarry GrN14 (LaD).



Channel-billed Cuckoo *Scythrops novaehollandiae* R.Va
Misc: 1/5 Jan Gilmore GrK16 (GrB).

OWLS

Southern Boobook *Ninox novaeseelandiae* C.BR

GBS: 66 records from 15 sites. Majority during the months Oct to Dec. The average number of sightings from 1987-88 to date is 97. 1992-93 with 69 is the only other year when records slipped below 90.

Misc: 12 records of 14 birds. 2 records of dy /25 Dec and 13 Jan Mt Majura GrL12 and M12 (both GoT).

Barn Owl *Tyto alba* R.Vi

GBS: 4 records from 2 sites. The sightings occurred during period 2wk Aug to 2wk Sep, at sites in Weston GrJ15 (LeB) and CSIRO Gungahlin GrK12 (C1M). Barn Owls have previously been reported in the GBS only in two years; 1992-93 (1) and 1993-94 (2).

Misc: 4 records of 5 birds, including 1/8 Sep Lakeside Hotel GrK13 (McD).

FROGMOUTHS AND NIGHTJARS

Tawny Frogmouth *Podargus strigoides* U.BR

GBS: Nil. Last year 2 records were reported, one of which included dependent young. Since 1987-88 there have been 5 years of nil sightings. Sightings occurred in: 1987-88 one site in Ainslie; 1991-92 one site each in Chapman and Cook (dy); and 1993-94 one site each in Chapman (dy) and Cook.

Misc: 5 records, 4 of which involve breeding activity — ny and dy/8, 12 and 22 Nov O'Connor and Bruce Ridges GrK13 (MoN), dy/13 Jan Mt Majura GrM12 (GoT).

White-throated Nightjar *Eurostopodus argus* R.Vi

Misc: 1/20 Dec Oakey Hill GrJ15 (LeJ).

Australian Owlet-nightjar *Aegotheles cristatus* U.BR

Misc: 1/9 Jul Mt Ainslie GrL13 (TaD) and 1/10 Nov Arawang GrI16 (BeR).

SWIFT

White-throated Needletail *Hirundapus caudacutus* C.M

GBS: Recorded at 16 sites. First — 2/2wk Dec Narrabundah GrL15 (DaG), last — 1/5wk Apr CSIRO Gungahlin GrK12 (C1M). Bulk of sightings (at 12 sites) 4wk and 5wk/Jan and 1/wk Feb; largest number 100/4wk Jan Scullin GrI12 (FeP). Abundance down slightly from last year (0.18 to 0.13) but group size up (10.6 to 11.8).

WBS: 2 records in GrY8: 12/26 Mar LBth W basin (CrI), 175/28 Mar LBth E basin (LeM).

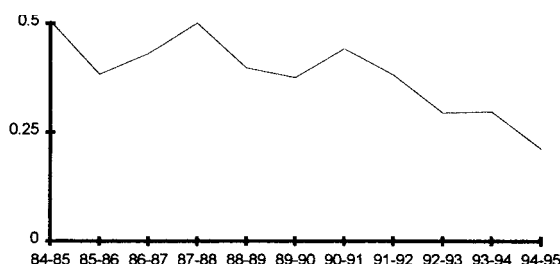
Misc: 27 records. First — X/22 Nov W of Bowning GrC1 (FrI), last — 6/16 Apr Scullin (C1G). Most records of numbers up to 20 but 100/26 Jan Holt GrI12 (LaJ) and 120/31 Jan Weetangera GrJ13 (FyM).

KINGFISHERS, BEE-EATERS AND ROLLERS

Laughing Kookaburra *Dacelo novaeguineae*

C.BR

GBS: Over last 8 years abundance (A) has dropped steadily — starting in 1987/88 — as follows 0.50, 0.39, 0.37, 0.44, 0.38, 0.29, 0.29, 0.21 — and is now less than half what it used to be. Whether this is due to an actual fall in numbers or the fact that many recording sites are now in Canberra rather than on the edge of Canberra is



a moot point. Recorded at 37 sites,

with 1 breeding record dy/1 and 2wk Jan Chapman GrI15 (McA1).

Misc: 1 breeding record dy/25 Jan Gudgenby GrG25 (GoP), and 124 other records throughout the year.

Sacred Kingfisher *Todiramphus sanctus*

U.BM

GBS: 13 records from 9 sites, no breeding. First — 1/2wk Oct Stirling GrJ15 (JoD), last — 1/5wk Apr Curtin GrJ14 (AJR).

WBS: X/3 Jul LGeoS GrR11 (LeB).

Misc: 26 records, only 1 breeding ih/15 Oct Campbell Pk GrM13 (AnF). First — 1/2 Oct Mt Ainslie GrL13 (TaD), last — 1/25 Feb Newline Quarry GrN14 (AnF).

Rainbow Bee-eater *Merops ornatus*

C.BM

GBS: 3 records from 3 sites including dy/4wk Jan Campbell GrL13 (CIS). First — 2/4wk Oct CSIRO Gungahlin GrK12 (C1M), last — 4/1wk Mar Kambah GrJ16 (VeP).

Misc: 23 non-breeding records. First — 1/15 Oct Weetangera GrJ13 (FyM), last — 2/19 Mar Uriarra Crossing Gr G 13 (DaG).

Dollarbird *Eurystomus orientalis*

U.BM

GBS: Recorded from 16 sites with 1 breeding record dy/5wk Jan Cook GrJ13 (BrM). First — 1/2wk Oct Hall Gall (MiJ), last — 1/2wk Mar Scullin GrI12 (FeP).

Misc: 16 records including 2 breeding — co/22 Nov O'Connor Ridge GrK13 (MoN) and dy/4 Feb Kellys Swamp GrL14 (VeP). First — 1/5 Oct ANU (HaP1), last — 1/9 Feb Kambah Pool GrI16 (JoD).

LYREBIRD

Superb Lyrebird *Menura novaehollandiae*

C.BR

Misc: 26 records throughout the year — no breeding recorded.

TREECREEPERS

White-throated Treecreeper *Cormobates leucophaeus* C.BR
GBS: Recorded from 11 sites.
Misc: 172 non-breeding records.

Red-browed Treecreeper *Climacteris erythroptera* U.BR
Misc: 13 non-breeding records from the ranges to the E and W of Canberra, and 1 unusual record from the Cullarin Range area, 1/7 May Lerida Station Rd GrR2 (FyM).

Brown Treecreeper *Climacteris picumnus* C.BR
Misc: 55 non-breeding and 1 breeding record: cf/26 Feb Newline Quarry GrN14 (FrI).

FAIRY-WRENS

Superb Fairy-wren *Malurus cyaneus* C.BR
GBS: Values were down on the unusually high numbers of last year but remained high when compared with the average of earlier years. Records of 6, 7 and 8 birds not unusual at sites in Chapman, Yarralumla, Bruce, Aranda and CSIRO Gungahlin. No breeding recorded. **WBS:** 8 records from LBth W basin and 1 from The Morass.
Misc: 238 non-breeding records, similar to last year. 2 breeding records (dy) in Dec and Jan.

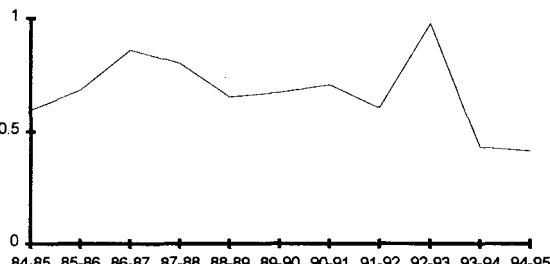
PARDALOTES AND ALLIES

Spotted Pardalote *Pardalotus punctatus* C.BR
GBS: After last years slight rise in abundance, the value (A) fell back again, almost to the levels of the three year period 1989-1992. Breeding activity reported from sites in Yarralumla GrK14 (CCR) and Hughes GrK15 (HaG).
Misc: 93 records, similar to last year, covering all months. 1 report of breeding activity from The Pinnacle GrI13 (GoP).

Striated Pardalote *Pardalotus striatus* C.BR
GBS: Following the big fall in abundance (A) last year, the value fell again. On the other hand, distribution (F), weeks seen (W) and recording rate (R) remain fairly steady at earlier levels. Only one report of breeding activity, in early Nov from Bruce GrJ12 (HaK).

WBS: 4 records in Aug, Sep and Oct from LBth W basin GrY8 and 1 from LGeo GrR6 in Aug.

Misc: 138 observations covering all months. 4 breeding records: nb/11 Sep Mt Taylor GrJ15 (JoD), ih/1 Oct Mt Ainslie GrL13 (TaD), dy/31 Oct Farrer Ridge GrK16 (KrS), ih/22 Nov Bruce/O'Connor Ridges GrK13 (MoN).



Pilotbird *Pycnoptilus floccosus*

U.BR

Misc: A/8 Jan Warks Rd GrD16 (KeR), 1/15 Jan Warks Rd GrD15 and another in GrE15 on the same day (both BoJ), 1/25 Apr Bendora Dam area GrD17 (LeJ).

White-browed Scrubwren *Sericornis frontalis*

C.BR

GBS: Recorded at only 7 sites this year. Abundance (A), distribution (F) and recording rate (R) down. 1 breeding record — dy/3wk Nov Aranda GrJ13 (GeJ).

WBS: 4 records from LBth W basin GrY8 in Aug, Oct, Nov and Dec (all LeM).

Misc: 88 observations including 1 breeding — dy/20 Nov Jerrabattgulla Rd GrV27 (FyM).

Chestnut-rumped Heathwren *Hylacola pyrrhopygia*

U.BR

Misc: 1/3 Nov Mt Majura GrM12 (TaP). There were other unconfirmed sightings from this location.

Speckled Warbler *Chthonicola sagittata*

U.BR

GBS: 11 records from 5 sites, down on last year. They covered ten weeks over a period from 2wk Oct to 2wk Jun.

Misc: 82 records, almost double last years figure. 1 breeding record — nb/3 Sep Isaacs Ridge GrK15 (HoA).

Weebill *Smicrornis brevirostris*

C.BR

GBS: Values at much the same levels as last year. No reports of breeding activity.

Misc: 106 records, almost double the number of last year, and including 3 breeding records — dy/29 Jan Mt Mugga Mugga GrL15 (DaG), nb/15 Mar and ne/26 Mar (one event) Weetangera GrJ13 (FyM) (the birds continued to sit on two broken eggs until May).

Brown Gerygone *Gerygone mouki*

R.Vi

Misc: Following the May 1994 sightings at ANBG GrK13 there were 3 further records from the same location — 3/26 Aug, 5/21 Sep and 4/30 May (all NiJ).

Western Gerygone *Gerygone fusca*

U.BM

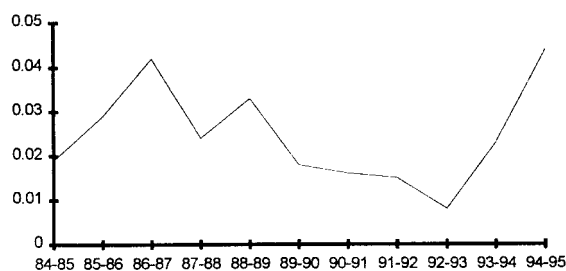
GBS: 9 records of single birds from 4 sites. First — 1/3wk Oct CSIRO Gungahlin GrK12 (C1M), last — 1/3wk Apr at sites in Ainslie GrL13 (LeM) and Hughes GrK15 (AnI).

Misc: 21 records. First — 1/3 Sep Mt Majura GrM12 (McI), last — 2/17 Jun Jerrabomberra Wetlands GrL 14 (NeS), a very late record for this species. No reports of breeding activity.

White-throated Gerygone *Gerygone olivacea*

C.BM

GBS: During a period of decline from 1986-87 (A=0.042), values reached their lowest levels in 1992-93 (0.008). Last year there was a significant turn around (0.023), followed this year by the highest levels since records began (0.044). There were 86 records involving 108 birds from 15 sites. First — 1/1wk Oct Curtin GrJ14 (AJR).



There were 4 late records from Ainslie and Cook in Jun, with the last 2/4wk Jun Campbell GrL14 (RoC).

WBS: X/3 Jun LGeoS GrR11 (LeB).

Misc: 61 records including 13/29 Dec Mulligans Flat GrL11 (MoM3) and 20/20 Mar Campbell Pk GrM13 (LeM). First — 1/11 Sep Angle Crossing GrK21 (VeP), last — X/9 Apr Campbell Pk GrM13 (HaP1).

Brown Thornbill *Acanthiza pusilla*

C.BR

GBS: The measure of abundance (A=0.2649) was higher than last year (0.2478), whereas distribution (F) and recording rate (R) were both slightly down. No breeding recorded.

WBS: 1/1 Dec LBth W basin GrY8 (LeM).

Misc: 133 records covering all months and including 3 of breeding activity — dy/16 Sep Weetangera GrJ13 (FyM), dy/20 Nov Jerrabattgulla Rd GrV27 (FyM) and dy/6 Jan Axle Av GrV19 (AIR).

Buff-rumped Thornbill *Acanthiza reguloides*

C.BR

GBS: Records from 5 sites adjacent to bushland. A drop in values from last year and, while abundance (A=0.0653) has not fallen back to the 1992-93 level (0.0181), distribution (F=8.8%) was at the lowest level on record. 1 breeding record — dy/3wk Dec Chapman GrI15 (HAJ).

Misc: 106 observations covering all months. 1 breeding record — nb/26 Nov Mulligans Flat GrL11 (MoN).

Yellow-rumped Thornbill *Acanthiza chrysorrhoa*

C.BR

GBS: Abundance (A) and recording rate (R) down, while distribution (F) was at the same level as 1993-94. Breeding, all dy, reported from 7 sites between 4wk Sep and 1wk Jan.

WBS: 3 records from LBth W basin GrY8 and 2 from The Morass GrZ8.

Misc: 189 observations, covering all months, including 7 of breeding activity. First — nb/27 Aug Ainslie GrL13 (TaM), last — dy/14 Dec Weetangera GrJ13 (FyM).

Yellow Thornbill *Acanthiza nana*

U.BR

GBS: 43 records involving 79 birds from 6 sites (compared with: 1992-93, 4 records involving 7 birds from 3 sites; and 1993-94, 24 records involving 39 birds from 7 sites). As was the case last year the bulk of the records came from one site in Curtin GrJ14 (AJR), where this species was recorded in 33 weeks of the year.

Misc: 29 records, covering all months this year. No reports of breeding activity.

Striated Thornbill *Acanthiza lineata*

C.BR

GBS: Number of birds seen and weeks recorded close to last year. However, with fewer sites involved this year, statistical values are actually higher. Recorded for all but four weeks (in Jul and Aug) at one site in Aranda GrJ13 (GeJ). No record of breeding activity.

Misc: 89 observations covering all months but with only 14 during the summer months. 1 breeding record — ny/3 Oct 'Nildesperandum', Hurdle Ck GrG 17 (MoN).

Southern Whiteface *Aphelocephala leucopsis* U.BR
GBS: 1 record from a rural site — 2/4wk Feb Sutton Rd GrO12 (ScG).
WBS: 3 records from LGeoS GrR11 in Jul, Oct and Jan (LeB, LeM).
Misc: 16 records covering most months and widespread across the region. 1 breeding record — nb/10 Oct Smiths Rd GrJ19 (LeJ).

HONEYEATERS

Red Wattlebird *Anthochaera carunculata* C.BR
GBS: Recorded from 56 sites with breeding at 19 sites. First breeding record ne/4wk Aug Weston GrJ15 (LeB), last dy/1wk Feb at 3 sites. Abundance up slightly on last year closer to values of previous four years.
Misc: 109 non-breeding records throughout the year but only 3 in Jun. 3 breeding records, dy/23 Oct LGIN GrJ12 (McI), nb/31 Oct Farrer Ridge GrK16 (KrS), dy/4 Jan Mayfield Rd GrZ 14 (FyM).

Spiny-cheeked Honeyeater *Acanthagenys rufogularis* R.Va
Misc: 1/26 Jul Evatt GrJ12 (LaM) was presumably the same bird seen at the end of the previous month (see Spiny-cheeked Honeyeater in Appendix 2).

Noisy Friarbird *Philemon corniculatus* C.BM
GBS: Abundance (A=0.76) up from last year and similar to year before. Recorded from 55 sites, first for year 1/1wk Sep with majority departing in the period 3wk Apr to 2wk May, with only 2 records later in May and 2 in Jun. Breeding at 7 sites, first nb/1wk Dec Cook GrJ13 (BrM), last dy/2wk Feb Curtin GrJ15 (AvJ).
Misc: 74 non-breeding records. Single record 6 Aug ANU GrK 13 (McI), then regularly from 1/3 Sep ANBG GrK13 (TaP) until A/16 Apr Red Hill GrK15 (KrS) then none after that. Breeding (on/26 Nov and 7 Dec Mulligans Flat GrL11 (MoN), ne/2 Jan Mulligans Flat GrM11 (BuM), dy/22 Jan Campbell Pk GrM13 (McI) and 2 nests on/22 Jan Mugga and Narrabundah Lanes GrL15 (DaG).

Little Friarbird *Philemon citreogularis* R.M
Misc: 11 records at Mulligans Flat starting 1/12 Nov (TaP) and finishing 2/5 Feb (LeJ). Distribution of sightings was 8 in GrL10, 2 in GrL11 (SW corner) and 1 in GrM11. No breeding recorded.

Bell Miner *Manorina melanophrys* R.Va
Misc: Colony found on 23 Jun at Greenleigh Estate Queanbeyan GrN15 (MuP). This is the first reported colony for the region and follows the first reported sighting of this species in the region at the ANU GrK13 in January 1994 (see Bell Miner in Appendix 2).

Noisy Miner *Manorina melanocephala* C.BR
GBS: Recorded from 7 sites throughout the year, no breeding records.
Misc: 1 breeding record (on/24 Oct Mulligans Flat GrL10 (CrI). 66 non-breeding records in all months.

Lewin's Honeyeater *Meliphaga lewinii*

R.Vi

Misc: 1/20 Nov Jinden Fire Trail GrV28 (FyM).

Yellow-faced Honeyeater *Lichenostomus chrysops*

C.BM

GBS: Recorded from 44 sites, no breeding. Usual spring and autumn peaks. Recorded from 10 sites in Dec/Jan compared with 23 in Jul/Jun. Abundance this year (A=1.5) bouncing back, following low (1.0) of last year, towards the 1.8 to 2.0 range of previous years.

Misc: 99 records — no breeding recorded. No records in Jul and only 2 in Jun. Numbers at Point Hut GrJ17 — 400/22 Apr, 1445/25 Apr (McD, NeS).

White-eared Honeyeater *Lichenostomus leucotis*

C.BR

GBS: Recorded from 26 sites, no breeding. No records from 1wk Nov to 3wk Mar except at a rural site in GrO12 (ScG). Abundance similar to previous years.

Misc: No breeding recorded, 77 records in all months except Dec. Again no urban records from Sep to Apr.

Yellow-tufted Honeyeater *Lichenostomus melanops*

R.Vi

GBS: Recorded only at a rural site in GrO12 (ScG), from 2wk Aug to 2wk Oct and 5wk Apr.

Misc: 1/1 Aug ANBG GrK13 (HaP1), A/22 Oct Googong Dam car park GrO17 (AnI), and 20/6 Jun Googong GrO16 (MiP).

Fuscous Honeyeater *Lichenostomus fuscus*

C.BR

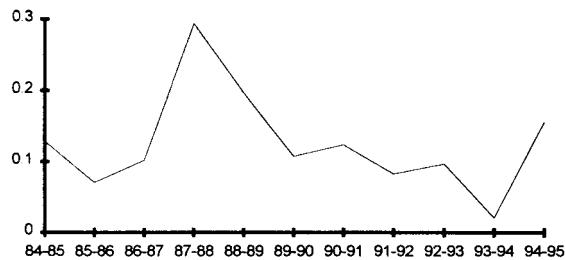
GBS: Recorded from 23 sites this year, up from 13 last year, despite the overall decrease in the number of sites.

Recorded in only 8 sites in winter and spring of 1994 compared with 20 sites in autumn and winter 1995. Abundance has rebounded to A=0.16 from last year's extreme low of 0.02, above range of 0.08 to 0.12 of the five

previous years but still well below

0.29 of 1987-88.

Misc: One breeding record — dy/25 Jan Yankee Hat GrG25 (GoP). 21 other records scattered through year in the high country in summer and in low areas in winter.

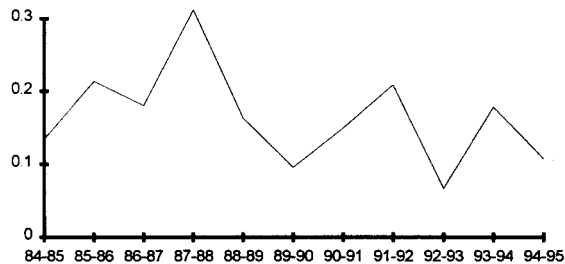


White-plumed Honeyeater *Lichenostomus penicillatus*

C.BR

GBS: Recorded from 25 sites, mainly in winter, but regularly through the year at CSIRO Gungahlin GrK12. No breeding recorded. Yearly abundance continues to fluctuate.

Misc: 2 breeding records — dy/27 Oct Weston Pk GrK14 (AvJ), dy/25 Jan Yankee Hat GrG25 (GoP). 84 other records in all months.



Brown-headed Honeyeater *Melithreptus brevirostris* U.BR
GBS: Recorded at 9 sites (regularly at only 2) but no breeding.
WBS: 5/25 Jan LGeoN GrR6 (LeM).
Misc: 38 records throughout year including 1 breeding — dy/4 Jan Mayfield Rd GrZ14 (FyM).

White-naped Honeyeater *Melithreptus lunatus* C.BM
GBS: Similar pattern to Fuscous Honeyeater. Recorded at more sites (30) this year than last and with very much greater numbers in autumn and winter 1995. In fact only recorded at 6 sites (up to 3 birds at a time) before Apr, then recorded at 23 sites in larger numbers (up to 150). Group size increased from 3.9 last year to 16.0. Abundance this year A=1.1 compares with 0.11 last year and then going back through earlier years 0.40 (1992-93), 0.45 (1991-92), 0.54 (1990-91), 0.40 (1989-90), 0.63 (1988-89) and 1.6 (1987-88).
Misc: 1 breeding record on/8 Jan Warks Rd GrD16 (KeR). 55 other records in most months though no records in Jul, and only 2 or 3 each month until Nov. Numbers at Point Hut GrJ17 — 130/22 Apr, 200/25 Apr (McD, NeS).

Crescent Honeyeater *Phylidonyris pyrrhoptera* U.BR
GBS: Recorded from 4 sites. No records from 3wk Sep to 2wk Apr inclusive.
Misc: 15 non-breeding records scattered throughout the year and region. Only urban records in Jul and Aug.

New Holland Honeyeater *Phylidonyris novaehollandiae* U.BR
GBS: Recorded from 4 sites. No records from 3wk Aug to 4wk Feb inclusive.
Misc: 12 non-breeding records mainly in winter. None in Dec, Jan and Mar, and 1 in Feb.

Tawny-crowned Honeyeater *Phylidonyris melanops* R.Va
Misc: 1/24 Sep Urila GrO20 (DoW).

Eastern Spinebill *Acanthorhynchus tenuirostris* C.BR
GBS: Recorded from 51 sites, with one site recording breeding — dy/4wk Dec Aranda GrJ13 (GeJ). Recorded throughout the year but with the majority of sightings in the winter months. Abundance similar to last year.
Misc: 70 records in all months including 1 breeding dy/8 Mar Molonglo Gorge GrO14 (LeJ).

Scarlet Honeyeater *Myzomela sanguinolenta* R.Va
Misc: 1/12 Nov Red Rocks Gorge GrI16 (MoN).

White-fronted Chat *Epthianura albifrons* U.BR
WBS: 29 records throughout the year at LBth GrY8 mainly in small numbers (up to 20) but larger numbers (up to 60) in Jul, Aug, Apr, May, Jun .

ROBINS

Jacky Winter *Microeca fascinans* U.BR
GBS: 1/1wk Jul, 1/1wk Oct and 1/3wk Apr Hughes GrK14 (HaP3).
Misc: 6 non-breeding records in the period 24 Jul to 9 Apr with only one breeding — on/13 Jan 'Callum Brae' GrL15 (DaG). The Jul record was of 5/24 Jul Gudgenby Ck GrJ23 (BrM).

Scarlet Robin *Petroica multicolor* C.BR

GBS: Recorded from 18 sites. No records from 2wk Sep to 2wk Mar inclusive except for one site at Bruce GrK13 (BuM) where it was recorded until 2wk Oct and a single record in 2wk Feb. Abundance (A) similar to previous 4 years.

Misc: 3 breeding records — nb/30 Aug nr Gladefield Hs GrN13 (FyM), dy/ 21 Nov 'Clea' Hs GrS25 (FyM), dy/25 Jan Yankee Hat GrG25 (GoP). 113 non-breeding records in all months of the year.

Red-capped Robin *Petroica goodenovii* R.Vi

Misc: One breeding record nb/2 Sep Southwells Crossing GrJ14 (TuE), (see also Tulip and Tulip 1995). 15 non-breeding records between 30 Aug and 26 Apr.

Flame Robin *Petroica phoenicea* C.BR

GBS: 9 records from 5 sites with none in period 4wk Aug to 4wk Mar apart from 1/1wk Nov Chapman GrI15 (McA1).

Misc: Only 1 breeding record — ny/21 Nov Anembo Rd GrS25 (FyM). 42 non-breeding records. Largest numbers 12/12 Aug nr Curtin GrJ14 (AvJ), 15/28 Aug Blundells Flat GrD14 (WrH).

Rose Robin *Petroica rosea* U.BM

GBS: Recorded from 11 sites, none in the period 3wk Oct to 1wk Apr inclusive.

Misc: 20 non-breeding records. Only 4 records between Oct and Mar inclusive all in wet forest.

Hooded Robin *Melanodryas cucullata* U.BR

GBS: Recorded regularly (but less in summer) at a rural site GrO12 (ScG). No other records.

Misc: Recorded breeding at Newline Quarry GrN14 — dy/26 Feb and 17 Mar (FrI, AvJ) also at Castle Hill GrI18 dy/26 Mar (VeP). 27 other non-breeding records in most months of the year.

Eastern Yellow Robin *Eopsaltria australis* C.BR

GBS: Recorded at 2 sites in Bruce and CSIRO Gungahlin but no records from 5wk Oct to 1wk Apr inclusive.

Misc: 78 non-breeding records in all months of the year.

WHIPBIRDS AND QUAIL-THRUSHES

Eastern Whipbird *Psophodes olivacea* U.BR

Misc: 8 non-breeding records from the ranges to the E and W of Canberra, including: 8/30 Dec Warks Rd/Lees Ck GrE15 (MoM3).

Spotted Quail-thrush *Cinclosoma punctatum* U.BR

Misc: 7 non-breeding records from the Brindabella Range and also from the Kowen area.

SITTELLA

Varied Sittella *Daphoenositta chrysoptera* U.BR

GBS: All values except distribution (F) well down on previous years. Distribution pattern similar to past years, with most records originating from the Belconnen area.

Misc: 36 non-breeding records and 1 breeding record: on/30 Oct Mt Majura GrM12 (HaP1).

WHISTLERS AND SHRIKE-THRUSHES

Crested Shrike-tit *Falcunculus frontatus* U.BR

GBS: Recorded from 2 sites. At one site (Hall GrJ11) 3 records, at the other (CSIRO Gungahlin GrK12) 18 records through the year but only one (2wk Jan) in the period Nov to Mar inclusive.

Misc: 1 breeding record — dy/25 Jan Yankee Hat GrG25 (GoP). 24 other records in most months of the year.

Olive Whistler *Pachycephala olivacea* U.BR

Misc: 1/19 Nov Tallaganda SF GrT27 (FyM), 1/18 Dec Gibraltar Falls GrG18 (HaP1), 5/15 Jan Mt Franklin Rd GrC19 (BoJ), 1/18 Jun Tidbinbilla NR GrF18 (McD), 2/25 Jun Mulligans Flat GrL11 (BoJ).

Golden Whistler *Pachycephala pectoralis* C.BR

GBS: Recorded from 45 sites. Abundance down slightly from last year but still above average for last few years. Only a few scattered records Nov to Feb inclusive.

Misc: 1 breeding record — ny/15 Jan Warks Rd GrE15 (BoJ). 83 non-breeding records in all months. Again by far the majority of summer records are in the higher wet forests whereas all winter records are around Canberra.

Rufous Whistler *Pachycephala rufiventris* C.BR

GBS: Recorded from 40 sites, 3 more than last year. Abundance ($A=0.086$) up slightly on last year to level of 1992-93, but still down on the level of the previous years. Far fewer records in winter.

WBS: 5 records in period 9 Oct to 18 Dec, all at LBth W basin GrY8 (LeM, CrI).

Misc: 3 breeding records — on/8 Jan Warks Rd GrD16 (KeR), dy i4 Feb nr Holt GrH12 (NeS), dy/11 Feb nr O'Malley GrK15 (DaG). 122 other records but very few in winter — a total of 4 records in the 5 months of Jul, Aug, Sep, May, Jun.

Grey Shrike-thrush *Colluricincla harmonica* C.BR

GBS: Recorded from 16 sites. Abundance ($A=0.11$) gradually creeping up and highest value for at least previous 7 years.

Misc: 137 records of which only 1 was of breeding — nb/24 Jul Brooks Hill Res GrR14 (FeP).

FLYCATCHERS

Black-faced Monarch *Monarcha melanopsis* R.Vi

Misc: Recorded on 6 Jan at Axle Av GrV19 and Lowden Forest Pk GrI9 (AIR).

Leaden Flycatcher *Myiagra rubecula* C.BM

GBS: 63 records from 10 sites all in the period 2wk Oct to 3wk Feb apart from records of single birds in 1wk and 2wk Apr.

Misc: 38 non-breeding records: first — 1/16 Oct Mt Ainslie GrL13 (TaH), last — 1/9 Apr Cook GrJ13 (TaN). 4 breeding records — on/22 Jan Mugga Lane and 'Callum Brae' GrL15 (DaG), on/8 Feb Newline Quarry GrN14 (BrS), and dy/9 Feb Kambah Pool GrI16 (JoD).

Satin Flycatcher *Myiagra cyanoleuca* C.BM

GBS: 5 records from 4 sites all of single birds; in spring 5wk Oct, 1wk Nov, 2wk Nov and in autumn 2wk Feb and 3wk Apr.

Misc: 6 non-breeding records, first — X/30 Oct Lees Ck GrE15 (TaM), last — X/12 Feb Brandy Flat GrI23 (OgM). 2 breeding records — on/8 Jan Warks Rd GrD16 (KeR) and ny/15 Jan Warks Rd GrE15 (BoJ).

Restless Flycatcher *Myiagra inquieta* U.BR

GBS: 24 records of single birds at 7 sites in all months except Feb and Mar.

Misc: 31 non-breeding records in most months of year.

Magpie-lark *Grallina cyanoleuca* C.BR

GBS: Recorded at 56 sites with breeding recorded at 10 sites: earliest nb/2wk Sep at Pearce GrK15 (KrS) and Curtin GrJ14 (AJR). The Pearce record was the first of two breeding efforts with a second nb/2wk Dec immediately following a dy/1wk Dec with a final dy/3wk Feb which was the last breeding record for the year. Abundance similar to last 4 years.

WBS: Regular at all sites — 31 records. Maximum 17/24 May LBth W basin GrY8 (HoT).

Misc: 171 records throughout the year including 8 breeding records. Earliest breeding on/15 Oct Campbell Pk GrM13 (McI), last dy/24 Mar Murrumbidgee golf club GrI16 (WrH).

Rufous Fantail *Rhipidura rufifrons* U.BM

GBS: 12 records of single birds from 9 sites; in spring 1wk Nov and 2wk Nov, in autumn 3wk Feb, 3wk Mar, 4wk Mar, 1wk Apr and 2wk Apr.

Misc: 12 records with 1 breeding — cf/15 Jan Warks Rd GrD15 (BoJ). All other records in wet forest between 30 Oct and 15 Jan apart from a late one on 8 Apr ANBG GrK13 (BuM).

Grey Fantail *Rhipidura fuliginosa* C.BR

GBS: Recorded at 54 sites with a spring and autumn peak. Lesser numbers in Dec, Jan and Jun, Jul, Aug. Abundance about the average for last 5 years.

WBS: X/3 Jul LGeoS GrR11 (LeB) and 1/4 Nov LBth W basin GrY8 (LeM).

Misc: 190 records but not one breeding record. Lesser numbers in colder months with only 7 in Jul, 6 in Aug, 3 in May and 6 in Jun.

Willie Wagtail *Rhipidura leucophrys* C.BR

GBS: Recorded from 47 sites with 1 breeding record — on/3wk, 4wk, 5wk Oct and dy/2wk Jan CSIRO Gungahlin GrK12 (CIM). Abundance ($A=0.29$) is below that of the past 5 years.

WBS: 20 records throughout the year at all sites.

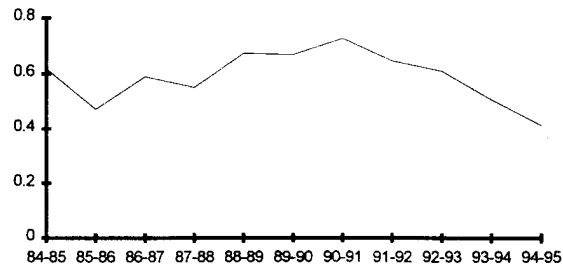
Misc: 142 records including 3 breeding — nb/25 Oct Campbell Pk GrM13 (FyM), on/26 Nov ANU area GrK13 (McI), and nb/11 Dec Hall Cemetery Gall (LiB). Far fewer records in colder months — 7 in Jul, 6 in Aug, 5 in Sep, and 3 in Jun.

CUCKOO-SHRIKES AND TRILLERS

Black-faced Cuckoo-shrike *Coracina novaehollandiae*

C.BR

GBS: Abundance (A=0.41) continues to drop from last year (0.51) and from a peak of 0.73 in 1990-91. As usual many less records in winter (Jul, Aug, May, Jun). Recorded from 51 sites with breeding at 3 sites — all dy in 4wk Jan Hughes GrK15 (AnI), 5wk Jan Aranda GrJ13 (HaK), and 1wk Feb UNIC GrJ13 (HaK).



WBS: Single record X/3 Jul LGeoS GrR11(LeB).

Misc: 116 non-breeding records in 'summer' months from Sep to Apr inclusive, only one record each in Jul, May, and Jun and none in Aug. Only 4 breeding records — nb/31 Oct Farrer Ridge GrK16 (KrS), di/9 Dec Mulligans Flat GrL10 (LeJ), dy/22 Jan Campbell Pk GrM 13 (McI), and dy/29 Jan Mt Mugga GrL 15 (DaG).

White-bellied Cuckoo-shrike *Coracina papuensis*

R.Va

GBS: Recorded from 3 sites over period 3wk Feb to 4wk Apr — 1/3wk Feb, 2wk Mar, 4wk and 5wk Apr Narrabundah GrL15 (DaG) (see also Dabb 1995), 1/1wk Apr Kambah GrJ16 (WiS) and 1/5wk Apr Kambah GrJ16 (PeH).

Misc: 1/27 Jul ANU GrK13 (PeS).

Cicadabird *Coracina tenuirostris*

U.M

Misc: 2/20 Nov Kambah GrJ16 (EvM), 1/6 Jan Lowden Forest Pk GrW19 (AIR).

White-winged Triller *Lalage sueurii*

U.BM

GBS: 2/2wk Oct Curtin GrJ14 (AJR).

Misc: Breeding records, dy/19 Feb and 22 Feb at Newline Quarry GrN14 (MuP, GoP). 14 other records all between 9 Oct and 22 Feb apart from 1/1 Jun Red Hill GrK15 (CuJ).

ORIOLES

Olive-backed Oriole *Oriolus sagittatus*

U.BM

GBS: First 1/4wk Aug Hughes GrK15 (AnI). Last 1/2wk Jun (late) CSIRO Gungahlin GrK12 (C1M).

Misc: 37 non-breeding records.

WOODSWALLOWS, BUTCHERBIRDS, MAGPIE AND CURRAWONGS

Masked Woodswallow *Artamus personatus* R.Vi
Misc: 2/12 Oct Campbell Pk GrM13 (DeG), A/27 Oct Mulligans Flat GrM10 (AnR), 10/28 Oct Castle Hill GrI18 (AIR), 3/9 Nov Tanners Flat Ck GrG16 (TaP).

White-browed Woodswallow *Artamus superciliosus* U.BM
GBS: 5/1wk Nov and 54/3wk Dec Deakin GrK14 (NiA), 2/2wk Oct Curtin GrJ14 (AJR), 100/4wk Oct and 30/2wk Dec CSIRO Gungahlin GrK12 (C1M).
Misc: 22 non-breeding records, over half of these from Campbell Pk and Mulligans Flat. 3 breeding records: ny/14 Jan Castle Hill GrI18 (McD), dy/22 Jan Campbell Pk GrM13 (FrI), dy/11 Feb Hill behind O'Malley GrK15 (DaG).

Dusky Woodswallow *Artamus cyanopterus* C.BM
GBS: All values (except W) continue to rise following upturn in 1993-94 after a decline over previous years. First 25/3wk Aug Sutton Rd GrO12 (ScG), last 3/1wk May CSIRO Gungahlin GrK12 (C1M). 1 breeding record: cf/4wk Jan Bruce GrJ12 (HaK).
WBS: 1 non-breeding record from LGeo.
Misc: 75 non-breeding records, 10 breeding records.

Grey Butcherbird *Cracticus torquatus* U.BR
GBS: 1/4wk Apr Downer GrL12 (LoE), 1/4wk Apr Curtin GrJ14 (AJR), 1/4wk Jul Cook GrJ13 (TaN), 1/2wk Oct CSIRO Gungahlin GrK12 (C1M).
WBS: 6 non-breeding records from LGeo.
Misc: 32 non-breeding records.

Pied Butcherbird *Cracticus nigrogularis* R.Vi
Misc: 2/3 Oct, 2/12 Nov, 2/30 Nov and 2/16 Dec Dog Trap Rd area GrH6 (all DaC).

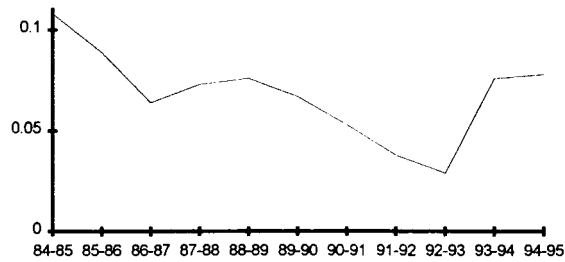
Australian Magpie *Gymnorhina tibicen* C.BR
GBS: All values largely unchanged, as in previous years. Breeding data similar to previous 2 years at least. Breeding recorded from 28 sites. First nests — n/2wk Jul Weston GrJ15 (LeB) and Cook GrJ13 (TaN); last — n/3wk Oct Narrabundah GrL15 (DaG). First dependent young — dy/2wk Oct Melba GrJ12 (MoM 1), Downer GrL 12 (LoE) and Kambah GrJ16 (PeH); last — dy/1wk Feb Kambah GrJ16 (VeP).
WBS: 36 non-breeding records from LBth and LGeo. 1 breeding record from LBth.
Misc: 262 non-breeding records, 23 breeding records.

Pied Currawong *Strepera graculina* C.BR
GBS: Values similar to those of previous years. Breeding recorded from 23 sites. First nests — n/3wk Aug Farrer GrK16 (ReD); last — n/4wk Nov Cook GrJ13 (BrM, TaN). First dependent young — dy/2wk Nov Reid GrL 13 (CaJ), Macquarie GrJ13 (CoD) and Pearce GrK15 (KrS); last — dy/3wk Jan Campbell GrL14 (RoC) and Duffy GrI15 (SMM).
Misc: 172 non-breeding records, 9 breeding records, including on/1 Aug Garran GrK15 (PeS).

Grey Currawong *Strepera versicolor*

C.BR

CBS: Another increase in abundance (A) albeit small this year, following the steady decline during the eight years to 1992-93. Recorded from 20 sites, with regular records from 5 sites. **Misc:** 70 non-breeding records, including 10/15 Apr Mt Majura GrM12 (HaP1). 4 breeding records, all from Isaacs Ridge GrK15 (HoA).



RAVENS

Australian Raven *Corvus coronoides*

C.BR

GBS: All values except weeks recorded (W) and group size (G) slightly lower than in 1993-94. Breeding recorded from 2 sites.

WBS: 23 non-breeding records from LBth and LGeo.

Misc: 221 non-breeding records, 6 breeding records, including nb/1 Jul Red Hill GrK15 (PeS).

Little Raven *Corvus mellori*

U.BR

GBS: Recorded from 3 sites.

WBS: 22 non-breeding records, all but three from LBth.

Misc: 27 non-breeding records.

CHOUGH

White-winged Chough *Corcorax melanorhamphos*

C.BR

GBS: All values down on 1993-94, following an increase over the previous 2 years. 2 breeding records.

Misc: 90 non-breeding records. 5 breeding records, 3 from Isaacs Ridge GrK15.

BOWERBIRDS

Satin Bowerbird *Ptilonorhynchus violaceus*

U.BR

GBS: Recorded from 8 sites, mainly in the Weston Creek area, but also Kambah and Yarralumla. All values well down on 1993-94, following a steady increase in previous years.

Misc: 16 non—breeding records, including regular records from a Yarralumla garden GrK14 (SaH), and other suburban records from Duffy GrI15 (PeB) and Kambah GrJ16 (McD).

LARKS

Singing Bushlark *Mirafra javanica*

U.BR

WBS: 1/1 Dec and 3/28 Dec LBth E basin GrY8 (both LeM).

Skylark *Alauda arvensis*

C.BR

GBS: Recorded from 2 sites throughout the year.

WBS: 32 records from LBth and 5 from LGeo through the year. Groups of 60 recorded in Aug and Jun at LBth W basin GrY8 (LeM).

Misc: 10 non-breeding records scattered through year.

PIPIT

Richards Pipit *Anthus novaeseelandiae*

C.BR

GBS: Recorded at 3 sites in most months but only 1 record in Feb and none in Mar. 1 breeding record nb/2wk Oct Curtin GrJ14 (AJR).

WBS: 31 records from LBth GrY8 and 6 from LGeo GrR6 scattered throughout the year.

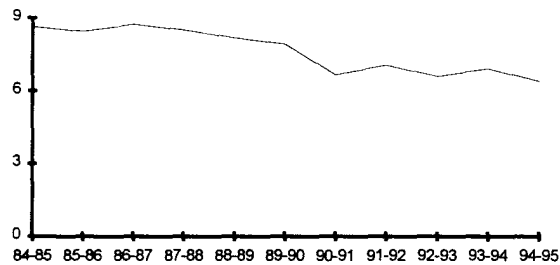
Misc: 31 non-breeding records in most months but less in winter — only one in both Jul and May, with no records in Jun.

SPARROWS AND GRASS-FINCHES

House Sparrow *Passer domesticus*

C.BR

GBS: A steady decline in the abundance (A) since 1986-87 (8.747) temporarily halted in 1993-94. However, this year there was a further fall leaving abundance at the lowest level on record (A=6.394). Distribution (F) and recording rate (R) remain fairly steady. Breeding was reported from only four sites.



Misc: 51 non-breeding records. No breeding records.

Zebra Finch *Taeniopygia guttata*

SU

GBS: 1/4wk Aug Ainslie GrL13 (BaJ).

Misc: 12/23 Apr Pialligo Av GrN14 (WiS).

Double-barred Finch *Taeniopygia bichenovii*

U.BR

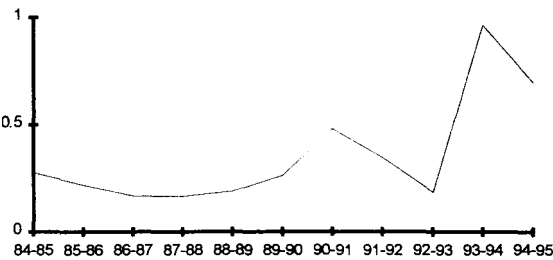
GBS: Observations recorded at 15 sites. Following the marked increase in the measure of abundance last year (A=0.307), the value fell back this year (0.148) but still remains higher than the average figure for the past ten years (0.0929). Seasonal pattern of fewer summer records consistent with previous years.

Misc: 54 records from all months. 2 breeding records: nb/15 Oct Bruce GrJ12 (BuM), ne/26 Oct Oakey Hill GrJ15 (PeS).

Red-browed Finch *Neochmia temporalis*

C.BR

GBS: For the first time records covered all weeks of the year. After last year's extraordinary increase in the measure of abundance the value was down this year ($A=0.697$) but still remained at a level more than double the average value of the past ten years. No breeding activity reported.



Misc: 106 records. 7 breeding records including dy/9 Feb Kambah Pool GrI16 (JoD).

Diamond Firetail *Stagonopleura guttata*

U.BR

GBS: Records from one rural site, Sutton Rd GrO12 (ScG). 1 to 6 birds in Jul to Sep and Feb to Jun.

Misc: 46 records from all months except Sep and Dec. Breeding records: dy/24 Feb Newline Quarry Rd GrN14 (LeJ), dy/26 Mar Castle Hill GrI18 (VeP), dy/23 Apr Newline Quarry GrN14 (MuP).

FINCHES

European Greenfinch *Carduelis chloris*

U.BR

Misc: 7 records: 3/16 Oct Jerrabomberra Wetlands GrL14 (McI), 4/4 Dec Jerrabomberra Wetlands GrL14 (McI), X/7 Dec Cork Oak Plantation GrJ13 (LeJ), 2,15 Jan Jerrabomberra Wetlands GrL14 (McI), 2/16 Jan Mountain Creek Rd GrE8 (WiS), 1,28 Jan Jerrabomberra Wetlands GrL 14 (PeH), 2/4 Feb Jerrabomberra Wetlands GrL 14 (VeP).

European Goldfinch *Carduelis carduelis*

C.BR

GBS: Abundance ($A=0.3574$) up from 1993-94 ($A=0.2397$) representing a continued recovery since 1992-93 ($A=0.1512$). Recorded at 24 of 57 sites. Breeding records: dy/1wk Jan Curtin GrJ14 (AJR), dy/2wk Dec CSIRO Gungahlin GrK12 (C1M).

WBS: 11 records from LGeo and LBth. Largest number 31/22 May LBth GrY8 (LeM).
Misc: 82 non-breeding records, 3 breeding records: dy/25 Jan Yankee Hat GrG25 (GoP), dy/4 Feb Jerrabomberra Wetlands GrL14 (VeP), dy/21 Feb Newline Quarry GrN14 (LaD).

MISTLETOEBIRD

Mistletoebird *Dicaeum hirundinaceum*

U.BM

GBS: 22 records from just 5 sites (44 from 12 last year). Statistical values for this species fluctuate and this year they are at their lowest since 1985-86. 14 of the records were from one site in Cook GrJ13 (TaN), including the first, 1/4wk Jul and last 1/3wk May.

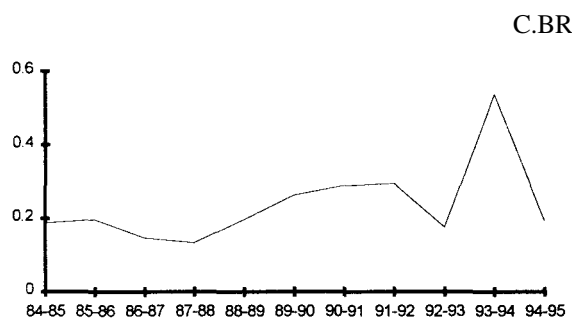
Misc: 30 records, first 1/13 Sep Hackett GrK12 (GoT), last 1/6 Mar Lake Rd GrR10 (WiS) and including 2 breeding records — on/22 Jan LGeoS GrR11 (KrS), dy/4 Feb nr Molonglo water treatment plant GrH12 (NeS).

SWALLOWS AND MARTINS

Welcome Swallow *Hirundo neoxena*

GBS: Records from 18 sites, in all months of year but fewer sightings in Jul, Feb and Jun. Abundance (A=0.19) and group size (G=3.0) down from last year's unusually high peaks of 0.538 and 5.9, to level of previous years. No evidence of breeding reported.

WBS: 23 records covering all months



from LBth and 4 from LGeo. Large

groups: 50/2 Mar LBth W basin GrY8 (CrI) and 200/22 May LBth E basin GrY8 (LeM).

Misc: 105 non-breeding records covering most months — only 2 in Jul and 3 in Jun.

5 breeding records on/1 Oct, on/24 Mar and on/14 Apr all at Murrumbidgee golf course GrI16 (WrH), on/26 Nov ANU GrK13 (McI) and on/4 Dec Kellys Swamp GrL14 (McI).

Tree Martin *Hirundo nigricans*

GBS: Records from 3 sites, all during period 4wk Aug to 4wk Mar.

WBS: 13 records at LBth GrY8 from Aug to Mar inclusive.

Misc: 34 non-breeding records and 2 breeding — ih/14 Aug Castle Hill GrI18 (McD) and dy/11 Feb nr O'Malley GrK15 (DaG). No records in Jul, May or Jun.

Fairy Martin *Hirundo ariel*

WBS: 25/25 Sep LBth W basin GrY8 (CrI), 2/1 Dec LBth E basin GrY8 (LeM).

Misc: 1/17 Sep nr Curtin GrJ14 (AIR), A/26 Jan Mulligans Flat GrL10 (FrI).

OLD WORLD WARBLERS

Clamorous Reed-Warbler *Acrocephalus stentoreus*

WBS: 3 non-breeding records from LGeo.

Misc: 32 non-breeding records, first — X/30 Aug ANU campus GrK13 (TaM), last — 1/30 Mar Jerrabomberra Wetlands GrL14 (HaP1).

Little Grassbird *Megalurus gramineus*

Misc: 10 non-breeding records, including X/16 Oct Rose Lagoon GrU4 and X/13 Nov Tidbinbilla NR GrF18 (both HaP1). The remaining 8 from Jerrabomberra Wetlands GrL14.

Rufous Songlark *Cincloramphus mathewsi*

GBS: 1/2wk Oct Curtin GrJ14 (AJR).

Misc: 17 non-breeding records, including 2/27 Dec Woods Res GrG18 (WiS). First X/9 Oct and last 1/19 Mar both Campbell Pk GrM13 (BuM, McI).

Brown Songlark *Cincloramphus cruralis* R.BM
GBS: Very unusual urban record: 1/2 and 3wk Oct Curtin GrJ14 (AJR).
WBS: 9 non-breeding records, 7 from LBth and 2 from LGeo.
Misc: 1/13 Nov Tanners Flat Ck GrG16 (HaP1).

Golden-headed Cisticola *Cisticola exilis* U.BR
GBS: Records from the same sites as in 1993-94, although much less frequent. 1/3wk Jan and 2/1wk Feb Curtin GrJ14 (AJR), 1/2wk Feb CSIRO Gungahlin GrK12 (C1M).
WBS: 9 non-breeding records from LBth and LGeo.
Misc: 16 non-breeding records.

SILVEREYE

Silvereye *Zosterops lateralis* C.BR
GBS: The measures of abundance (A), distribution (F) and recording rate (R) were up this year, to a level marginally above the long-term averages. Seasonal pattern typical with numbers down in spring and early summer. 4 records of breeding, all dy, between 4wk Jan and 1wk Mar.
Misc: 104 records covering all months. Only 1 breeding record — ny 29 Dec Weetangera GrJ13 (FyM).

THRUSHES

Bassian Thrush *Zoothera lunulata* U.BR
Misc: 9 non-breeding records, 7 in wet forest plus 1/26 Apr and 1/9 May ANBG GrK13 (FyM, MoN).

Common Blackbird *Turdus merula* C.BR
GBS: Records from 53 sites throughout the year. Abundance (A=1.9793) similar to previous years. Breeding recorded at only 8 sites. First — nb/4wk Aug at Kambah GrJ16 (PeH) and Hall Gall (MiJ); last — dy/3wk Jan at Cook GrJ13 (DaB) and Pearce GrK15 (KrS).
Misc: 57 non-breeding records throughout the year but no records in May and only 1 in **Jun**.

STARLINGS

Common Starling *Sturnus vulgaris* C.BR
GBS: Holds its position as most abundant bird in the survey (A=9.9010), but abundance well down on 1993-94 (A=13.0042). Recorded at 54 of the 57 sites over all weeks of the year. Breeding recorded at 5 sites.
WBS: Usually present at LBth GrY8 and LGeo R6. Largest number 100/24 Jan LBth GrY8 (HoT).
Misc: 166 non-breeding records. No breeding records.

Common Myna *Acridotheres tristis* C.BR
GBS: Small increase in abundance (A=3.1485) from 1993-94 (3.1209). Recorded at 49 of the 57 sites. Breeding recorded at 7 sites.
Misc: 47 non-breeding records. No breeding records.

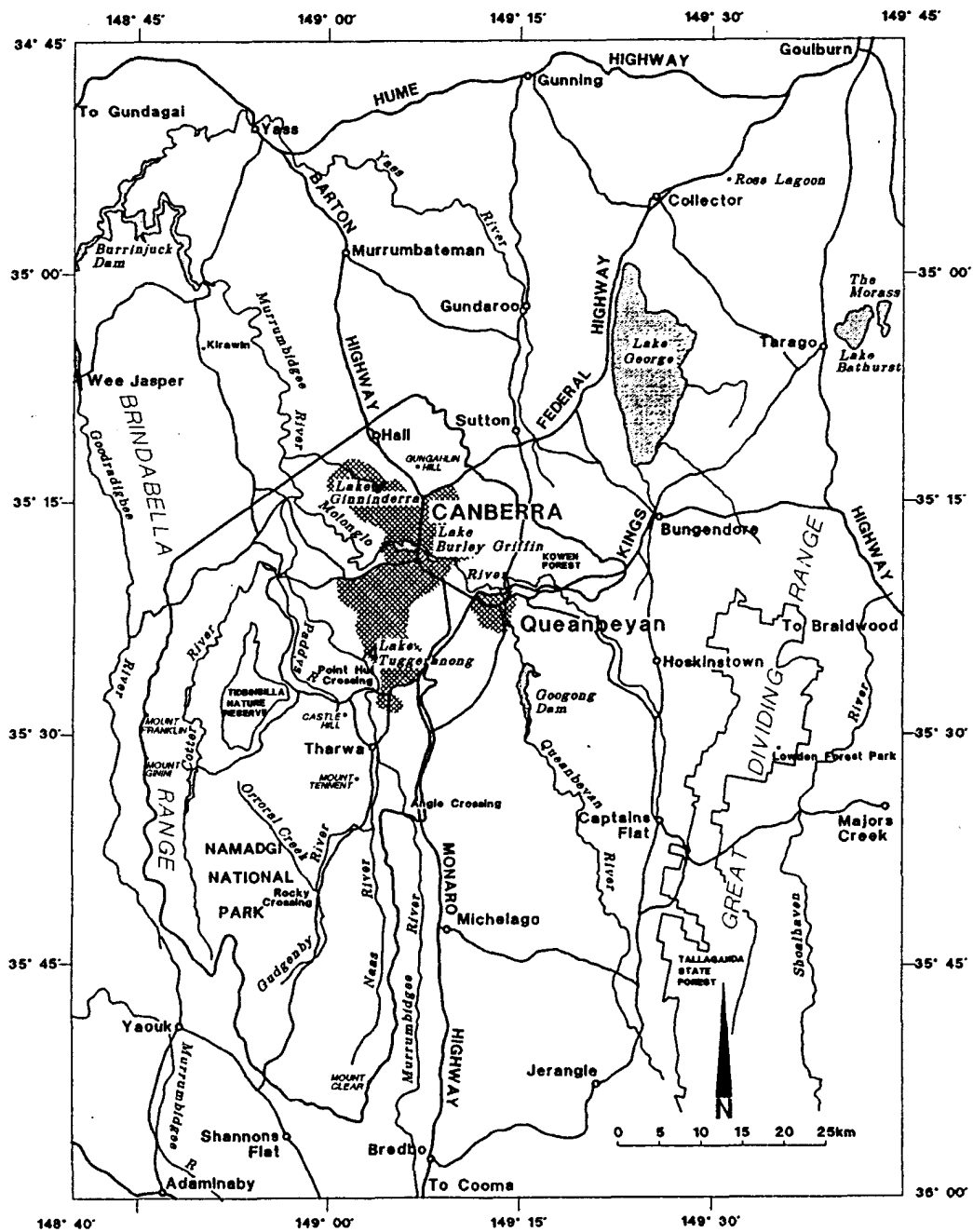
Appendix 5. Values of A, F, W, R and G for 1 July 1994 to 30 June 1995, with percentage change compared with previous year

Species	A	dA%	F	dF%	W	dW%	R	dR%	G
Common Starling	9.9010	-24	98.2	0	52	0	71.64	-3	13.82
House Sparrow	6.3943	-7	98.2	3	52	0	73.1	-2	8.75
Silvereye	6.3120	5	96.5	3	52	0	69.66	-1	9.06
Sulphur-crested Cockatoo	5.7298	10	94.7	-4	52	0	75.66	4	7.57
Gal ah	5.5099	-15	100	2	52	0	79.59	-3	6.92
Crimson Rosella	3.3862	12	100	5	52	0	85.31	4	3.97
Pied Currawong	3.3176	-4	98.2	1	52	0	80.89	1	4.1
Common Myna	3.1485	1	86	0	52	0	56.51	12	5.57
Australian Magpie	2.7838	9	100	3	52	0	83.29	1	3.34
Magpie-lark	2.0385	-1	98.4	1	52	0	75.29	-1	2.71
Common Blackbird	1.9793	2	93	1	52	0	77.04	4	2.57
Australian King-Parrot	1.9079	17	80.7	8	52	0	44.06	7	4.33
Red Wattlebird	1.8876	13	98.2	6	52	0	77.73	8	2.43
Eastern Rosella	1.6540	12	98.2	1	52	0	64.18	7	2.58
Straw-necked Ibis	1.6166	178	38.6	43	42	45	4.83	41	33.49
Yellow-faced Honeyeater	1.5294	52	77.2	12	50	0	18.46	16	8.29
Yellow-rumped Thornbill	1.3493	-14	86	-1	52	0	35.62	-12	3.79
White-naped Honeyeater	1.0625	855	52.6	47	23	-26	6.65	133	15.97
Australian Raven	1.0028	-3	93	-1	52	0	46.65	-5	2.15
Rock Dove	0.9465	58	43.9	13	52	0	16.15	31	5.86
Gang-gang Cockatoo	0.7724	12	68.4	4	52	0	24.71	6	3.13
Noisy Friarbird	0.7558	14	96.5	8	42	2	36.67	11	2.06
Superb Fairy-wren	0.7197	-17	70.2	-4	52	0	24.67	-13	2.92
Red-browed Finch	0.6970	-28	40.4	-20	52	2	10.22	7	6.82
Eastern Spinebill	0.6333	2	89.5	2	52	0	37.16	3	1.7
Spotted Pardalote	0.4897	-15	77.2	-1	52	0	28.48	-7	1.72
Weebill	0.4856	0	52.6	-5	52	0	18.62	-6	2.61
Striated Pardalote	0.4142	-3	78.9	8	52	0	25.23	2	1.64
Black-faced Cuckoo-shrike	0.4118	-19	91.2	-5	51	-2	29.29	-19	1.41
Grey Fantail	0.4032	-10	94.7	-6	52	0	26.98	-16	1.49
Crested Pigeon	0.3951	14	54.4	14	52	0	19.51	54	2.02
European Goldfinch	0.3574	49	42.1	18	50	-4	7.83	-13	4.56
White-winged Chough	0.3379	-26	24.6	-21	49	-2	4.95	-23	6.83
Willie Wagtail	0.2892	-19	82.5	-5	52	0	23.16	-16	1.25
Red-rumped Parrot	0.2686	-43	43.9	18	52	0	7.3	-20	3.68
Brown Thornbill	0.2649	7	45.6	-13	52	0	11.03	-19	2.4
Striated Thornbill	0.2434	16	40.4	13	52	0	7.38	8	3.3
Silver Gull	0.2414	-32	5.3	-60	5	-64	0.2	-59	119
Australian White Ibis	0.2211	72	12.3	-31	17	-41	0.77	-44	28.68
Laughing Kookaburra	0.2122	-29	64.9	-11	52	0	13.31	-30	1.59
Welcome Swallow	0.1947	-64	31.6	-22	46	-12	6.57	-28	2.96
Pacific Black Duck	0.1781	37	5.3	-60	38	-19	1.87	-36	9.54
Golden Whistler	0.1708	-12	78.9	23	45	4	14.44	-13	1.18
Fuscous Honeyeater	0.1562	662	40.4	108	22	22	4.3	353	3.63
Double-barred Finch	0.1481	-52	26.3	4	49	-4	4.62	-12	3.2
Australian Wood Duck	0.144	-41	19.3	-35	44	0	3.12	-33	4.61
White-throated Needletail	0.1387	-22	28.1	11	13	-32	1.18	-29	11.79

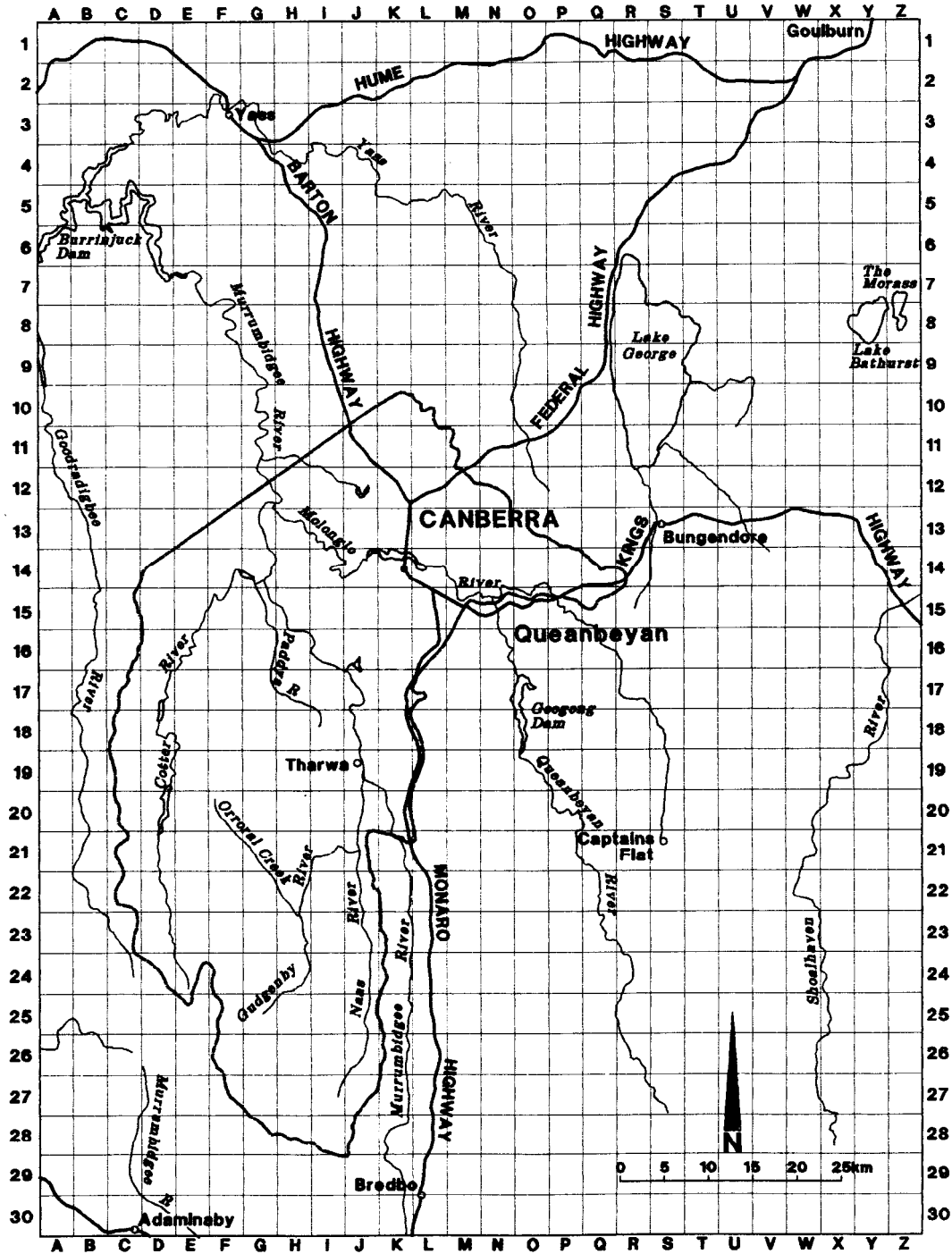
Species	A	dA%	F	dF%	W	dW%	R	dR%	G
	0.1270	28	36.8	3	51	0	5.72	-1	2.22
Masked Lapwing									
Grey Shrike-thrush	0.1132	14	28.1	-14	52	0	8.84	3	1.28
White-plumed Honeyeater	0.1075	-40	43.9	-25	48	-8	6.04	-32	1.78
Noisy Miner	0.1026	-30	12.3	-31	48	-8	3.65	-24	2.81
Little Corella	0.1006	517	3.5	133	42	75	2.35	176	4.18
White-browed Scrubwren	0.0982	-34	12.3	-52	52	0	5.68	-22	1.73
Dusky Woodswallow	0.0961	119	19.3	8	18	-5	1.18	4	8.17
Skylark	0.0957	-19	3.5	16	42	2	2.68	19	3.58
White-eared Honeyeater	0.0921	9	45.6	-20	45	-4	7.18	1	1.28
Satin Bowerbird	0.0864	-50	14	-22	37	-2'	3.49	-41	2.48
Rufous Whistler	0.0860	37	70.2	27	51	16	7.63	38	1.13
Brown-headed Honeyeater	0.0819	300	15.8	111	32	129	1.87	212	4.39
White-browed Woodswallow	0.0775	NA	5.3	NA	5	NA	0.2	NA	38.2
Grey Currawong	0.0775	2	35.1	-6	50	-2	7.06	14	1.1
Buff-rumped Thornbill	0.0653	-15	8.8	-34	40	3	2.52	-2	2.6
White-throated Treecreeper	0.0625	0	19.3	18	52	6	4.91	-8	1.27
Olive-backed Oriole	0.0560	-35	52.6	1	34	17	5.23	-32	1.07
Richard's Pipit	0.0540	17	5.3	-41	40	8	2.31	1	2.33
White-faced Heron	0.0523	-31	21.1	-12	40	-23	3.25	-8	1.61
Scarlet Robin	0.0479	-19	31.6	-8	29	-3	3.57	-7	1.34
White-throated Gerygone	0.0438	90	26.3	17	38	41	3.49	76	1.26
Dollarbird	0.0410	-15	24.6	-21	23	15	2.72	-7	1.51
Leaden Flycatcher	0.0357	-5	17.5	-16	21	-28	2.56	5	1.4
Pallid Cuckoo	0.0353	212	28.1	71	28	65	3.25	207	1.09
Yellow-tailed Black-Cockatoo	0.0349	-63	7	-7	5	-62	0.24	-60	14.33
Yellow Thornbill	0.0320	131	10.5	0	35	75	1.74	105	1.84
Australian Hobby	0.0304	6	42.1	13	37	0	2.88	15	1.06
Southern Boobook	0.0268	-30	26.3	-29	28	-26	2.52	-32	1.06
Chestnut Teal	0.0260	712	1.8	20	12	140	0.49	172	5.33
New Holland Honeyeater	0.0235	67	7	-22	18	-14	1.01	19	2.32
Black-shouldered Kite	0.0207	-52	15.8	-24	35	-19	1.66	-48	1.24
Varied Sittella	0.0174	-54	12.3	18	10	-47	0.49	-44	3.58
Little Raven	0.0166	-57	5.3	-12	4	-56	0.16	-59	10.25
Hooded Robin	0.0158	-19	1.8	-40	23	-8	0.93	1	1.7
Tree Martin	0.0154	-75	5.3	-55	12	-48	0.53	-46	2.92
Rose Robin	0.0150	-6	19.3	1	22	0	1.42	-2	1.06
Diamond Firetail	0.0142	-11	1.8	-40	13	-19	0.53	-21	2.69
Horsfield's Bronze-Cuckoo	0.0138	94	15.8	52	19	12	1.14	70	1.21
Brown Goshawk	0.0130	23	24.6	37	24	0	1.22	15	1.07
Nankeen Kestrel	0.0130	-58	17.5	-22	25	-44	1.22	-59	1.07
Crescent Honeyeater	0.0130	-34	7	-33	21	-22	1.18	-28	1.1
Rainbow Lorikeet	0.0126	37	1.8	-40	16	7	0.65	23	1.94
Collared Sparrowhawk	0.0122	-13	22.8	2	24	-20	1.22	-9	1
Australian Pelican	0.0114	-65	14	-22	11	-42	0.49	-48	2.33
Crested Shrike-tit	0.0114	-19	3.5	133	20	-26	0.85	-11	1.33
Wedge-tailed Eagle	0.0110	-40	14	35	15	-44	0.77	-44	1.42
Restless Flycatcher	0.0097	149	12.3	64	22	144	0.97	177	1
Mistletoebird	0.0089	-50	8.8	-51	18	-33	0.89	-43	1
Little Eagle	0.0073	-43	7	-22	16	-30	0.73	-38	1
Brown Falcon	0.0073	3	10.5	75	16	7	0.73	14	1

Species	A	dA%	F	dF%	W	dW%	R	dR%	G
Common Bronzewing	0.0073	-88	8.8	-46	15	-69	0.61	-80	1.2
Speckled Warbler	0.0073	-48	8.8	-15	10	-50	0.45	-51	1.64
Flame Robin	0.0061	-51	8.8	96	9	-36	0.37	-30	1.67
Sacred Kingfisher	0.0053	194	15.8	111	13	225	0.53	194	1
Eastern Yellow Robin	0.0053	-42	3.5	17	10	-58	0.45	-47	1.18
Rufous Fantail	0.0049	96	15.8	163	7	0	0.49	96	1
Peregrine Falcon	0.0045	-15	10.5	17	8	-27	0.41	-11	1.1
Fan-tailed Cuckoo	0.0041	-23	12.3	-8	10	-29	0.41	-23	1
Shining Bronze-Cuckoo	0.0041	-71	8.8	-26	8	-62	0.37	-74	1.11
Rainbow Bee-eater	0.0037	-35	5.3	18	3	-50	0.12	-43	3
Western Gerygone	0.0037	-12	7	17	8	-27	0.37	-12	1
Australasian Shoveler	0.0028	NA	1.8	NA	1	NA	0.04	NA	7
Yellow-tufted Honeyeater	0.0028	NA	1.8	NA	7	NA	0.28	NA	1
Little Lorikeet	0.0024	14	7	367	2	0	0.16	129	1.5
White-bellied Cuckoo-shrike	0.0024	71	5.3	77	5	25	0.24	71	1
Cattle Egret	0.0020	NA	1.8	NA	5	NA	0.2	NA	1
Satin Flycatcher	0.0020	82	7	133	5	150	0.2	186	1
Golden-headed Cisticola	0.0020	-73	3.5	17	4	-73	0.16	-70	1.25
Barn Owl	0.0016	129	3.5	133	4	300	0.16	300	1
Grey Butcherbird	0.0016	-11	7	133	3	0	0.16	45	1
Jacky Winter	0.0012	NA	1.8	NA	3	NA	0.12	NA	1
Little Pied Cormorant	0.0008	-71	1.8	-60	2	-6	0.08	-62	1
Great Cormorant	0.0008	-91	3.5	-66	2	-83	0.08	-83	1
Black-fronted Dotterel	0.0008	NA	3.5	NA	2	NA	0.08	NA	1
Southern Whiteface	0.0008	-43	1.8	20	1	-50	0.04	-43	2
White-winged Triller	0.0008	-27	1.8	-40	1	-67	0.04	-64	2
Brown Songlark	0.0008	NA	1.8	NA	2	NA	0.08	NA	1
Mallard	0.0004	NA	1.8	NA	1	NA	0.04	NA	1
White-necked Heron	0.0004	-84	1.8	20	1	-80	0.04	-78	1
Royal Spoonbill	0.0004	-86	1.8	-40	1	-67	0.04	-64	1
Whistling Kite	0.0004	-64	1.8	20	1	-50	0.04	-43	1
Swamp Harrier	0.0004	NA	1.8	NA	1	NA	0.04	NA	1
Cockatiel	0.0004	-81	1.8	-60	1	-83	0.04	-81	1
Budgerigar	0.0004	-78	1.8	-70	1	-75	0.04	-71	1
Zebra Finch	0.0004	NA	1.8	NA	1	NA	0.04	NA	1
Rufous Songlark	0.0004	NA	1.8	NA	1	NA	0.04	NA	1

Appendix 6. Maps of the Canberra region, grid system and Garden Bird Survey sites



Map 1. The Canberra region.



Map 2. Location of the COG Database grids.

Appendix 7. List of 'Unusual' Birds

The list is made up of unusually occurring or 'rare' species for which there have been confirmed sightings in COG's region within the last twenty-five years. The list does not include species which have been classified purely as escapees, for example, Princess Parrot *Polytelis alexandrae* or Red-capped Parrot *Purpureicephalus spurius*.

Magpie Goose <i>Anseranas semipalmata</i>	Black-eared Cuckoo <i>Chrysococcyx osculans</i>
Plumed Whistling-Duck <i>Dendrocygna eytoni</i>	Common Koel <i>Eudynamis scolopacea</i>
Pied Cormorant <i>Phalacrocorax varius</i>	Channel-billed Cuckoo <i>Scythrops novaehollandiae</i>
Intermediate Egret <i>Ardea intermedia</i>	Barking Owl <i>Ninox connivens</i>
Australasian Bittern <i>Botaurus poiciloptilus</i>	Sooty Owl <i>Tyto tenebricosa</i>
Black-necked Stork <i>Ephippiorhynchus asiaticus</i>	Masked Owl <i>Tyto novaehollandiae</i>
Osprey <i>Pandion haliaetus</i>	Grass Owl <i>Tyto capensis</i>
Letter-winged Kite <i>Elanus scriptus</i>	White-throated Nightjar <i>Eurostopodus mystacalis</i>
Square-tailed Kite <i>Lophoictinia isura</i>	Fork-tailed Swift <i>Apus pacificus</i>
Black Kite <i>Milvus migrans</i>	Azure Kingfisher <i>Alcedo azurea</i>
Spotted Harrier <i>Circus assimilis</i>	Red-backed Kingfisher <i>Todiramphus pyrrhopygia</i>
Grey Goshawk <i>Accipiter novaehollandiae</i>	Variegated Fairy-wren <i>Malurus lamberti</i>
Grey Falcon <i>Falco hypoleucos</i>	Chestnut-rumped Heathwren <i>Hylacola pyrrhopygia</i>
Black Falcon <i>Falco subniger</i>	Brown Gerygone <i>Gerygone mouki</i>
Brolga <i>Grus rubicunda</i>	Little Wattlebird <i>Anthochaera chrysoptera</i>
Buff-banded Rail <i>Gallirallus philippensis</i>	Spiny-cheeked Honeyeater <i>Acanthagenys rufogularis</i>
Lewin's Rail <i>Rallus pectoralis</i>	Little Friarbird <i>Philemon citreogularis</i>
Spotless Crake <i>Porzana tabuensis</i>	Regent Honeyeater <i>Xanthomyza phrygia</i>
Black-tailed Native-hen <i>Gallinula ventralis</i>	Lewin's Honeyeater <i>Meliphaga lewinii</i>
Little Button-quail <i>Turnix velox</i>	Painted Honeyeater <i>Grantiella picta</i>
Red-chested Button-quail <i>Turnix pyrrhothorax</i>	Tawny-crowned Honeyeater <i>Phylidonyris melanops</i>
Bar-tailed Godwit <i>Limosa lapponica</i>	Black Honeyeater <i>Certhionyx niger</i>
Little Curlew <i>Numenius minutus</i>	Scarlet Honeyeater <i>Myzomela sanguinolenta</i>
Eastern Curlew <i>Numenius madagascariensis</i>	Crimson Chat <i>Epthianura tricolor</i>
Marsh Sandpiper <i>Tringa stagnatilis</i>	Red-capped Robin <i>Petroica goodenovii</i>
Common Sandpiper <i>Actitis hypoleucos</i>	Pink Robin <i>Petroica rodinogaster</i>
Ruddy Turnstone <i>Arenaria interpres</i>	Grey-crowned Babbler <i>Pomatostomus temporalis</i>
Pectoral Sandpiper <i>Calidris melanotos</i>	Black-faced Monarch <i>Monarcha melanopsis</i>
Painted Snipe <i>Rostratula benghalensis</i>	Spangled Drongo <i>Dicrurus bracteatus</i>
Bush Stone-curlew <i>Burhinus grallarius</i>	White-bellied Cuckoo-shrike <i>Coracina papuensis</i>
Grey Plover <i>Pluvialis squatarola</i>	Butcherbird <i>Cracticus nigrogularis</i>
Gull-billed Tern <i>Sterna nilotica</i>	Singing Bushlark <i>Mirafra javanica</i>
Caspian Tern <i>Sterna caspia</i>	White-backed Swallow <i>Cheramoeca leucosternus</i>
White-winged Black Tern <i>Chlidonias leucopterus</i>	
Diamond Dove <i>Geopelia cuneata</i>	
Peaceful Dove <i>Geopelia striata</i>	
Bar-shouldered Dove <i>Geopelia humeralis</i>	
Long-billed Corella <i>Cacatua tenuirostris</i>	
Little Corella <i>Cacatua sanguinea</i>	
Musk Lorikeet <i>Glossopsitta concinna</i>	
Superb Parrot <i>Polytelis swainsonii</i>	
Swift Parrot <i>Lathamus discolor</i>	
Blue Bonnet <i>Northiella haematogaster</i>	
Blue-winged Parrot <i>Neophema chrysostoma</i>	

(Continued from inside front cover)

COMMUNICATIONS GROUP	David Inman' (Co-coordinator)	6254 2334
Publications Production	Pad Fennell (Co-ordinator)	6254 1804
<i>Canberra Bird Notes</i>	David Purchase and Grahame Clark	6258 2252
<i>Gang gang</i>	Sue Mathews	6259 2816
Internet Home Page	Mike O'Shaughnessy	6258 7130
Other publications	Pail Fennel	
Meetings (speakers)	Barbara Allan	6254 6520
Membership Administrative Support	Sue Newbery (Co-ordinator)	6254 0960
Membership list and renewals	Vacant	
Publication distribution	Ann Mrne	6288 0167
Product sales and promotion	Carol Mackay	6286 2624
Public Presentation	David Landon (Co-ordinator)	6254 2334
Displays and events:	David Landon	
Exhibitions	David Landon	
Publicity and Advertising	Shirley Kai	628 5780
Slide Library	Delia Johnson	6288 5177
Shopfront	Wally Drown	6281 5319
Library	Chris Cony	6253 2306
Hotline	Ian Fraser / Anthony Overs	6247 5530
Internet Home Page	Vacant	
CONSERVATION GROUP	Vacant	
Conservation Council	Bruce Lindenmayer, Jenny Bounds,	6288 5957
Other Forums:		
Namadgi National Park Issues	Maurice Sexton	6288 3699
Canberra Nature Park Issues	David Miner	6247 7572
Barren Grounds	Tony Lawson	6288 9430
Environment Centre	David Pinner	
BIGNET	Harvey Patio's	6231 8209
FIELD TRIPS GROUP	Jaw Donna (Co-ordinator)	6288 7802
Local Field Trips:	Mist' air Bestow	6281 1481
Standard local walks	Vacant	
Mid-week walks	Malcolm Fyfe	6254 3310
Regional Field Trips / Cam pouts	John Avery and Jenny Bounds	6281 4631
COG Tours further afield	Jenny Bounds	6288 7802

Production and distribution of this issue of *Canberra Bird Notes*:

Editor: David Purchase

Assistant Editor: Grahame Clark

Camera-ready Copy: Cedric Bear

Distribution: Ann McKenzie and helpers

Annual Subscriptions for 1998 are: **Student (18 years of age and younger) \$15.00; Individual \$28.00;**
Family \$28.00; Institutions **\$28.00. All receive one copy of *Canberra Bird Notes*.**

Canberra Bird Notes is published quarterly by the Canberra Ornithologists Group. Contributions are welcome. These should fit into one of the following categories: major articles (up to about 5000 words); short notes and 'Odd Obs' (up to about 400 words); reviews of books and articles (up to about 800 words); and where to watch birds (up to about 800 words). The articles and notes should cover matters of the distribution, identification, and behaviour of birds occurring in the Australian Capital Territory and surrounding area (i.e. New South Wales coast north to Jervis Bay, and west to the Riverina). Contributions can be sent, preferably on an IBM-formatted disk together with a hard copy, to the editors c/o David Purchase, 5 Orchard Place, Melba, ACT 2615 (Tel 6258 2252).

CONTENTS

Canberra Bird Notes 23 (Supplement) October 1998

Annual Bird Reports: 1 July 1993 to 30 June 1994 and 1 July 1994 to 30 June 1995

Canberra Ornithologist Group

Introduction	1
Highlights	1
Rainfall and Temperature	2
Sources of Data	
<i>a) Garden Bird Survey</i>	4
<i>b) Waterbird Survey</i>	5
<i>c) Superb Parrot Survey</i>	5
<i>d) Miscellaneous Records</i>	5
Acknowledgements	6
References	7
Appendix 1 (Explanatory Notes, Statistical Methods, Abbreviations, and Observer Codes)	8
Appendix 2 (Systematic List 1 July 1993 to 30 June 1994)	12
Appendix 3 (Values of A, F, W, R and G for 1 July 1993 to 30 June 1994, with percentage change compared with previous year)	48
Appendix 4 (Systematic List 1 July 1994 to 30 June 1995)	51
Appendix 5 (Values of A, F, W, R and G for 1 July 1994 to 30 June 1995, with percentage change compared with previous year)	89
Appendix 6 (Maps of the Canberra region, grid system and Garden Bird Survey sites)	92
Appendix 7 (List of 'unusual' birds)	96

(Printed September 1998)