


ISSN 0314-8211

CANBERRA BIRD NOTES

Volume 14
Number 3
September 1989

Registered by Australia Post - publication No NBH 0255



W.T. Cooper 79.

CANBERRA ORNITHOLOGISTS GROUP INC.

P.O. Box 301, Civic Square, ACT 2608

Committee Members

		Work	Home
<i>President</i>	Malcolm Fyfe	756666	543310
<i>Vice-President</i>	Vacant		
<i>Secretary</i>	David McDonald	702651	318904
<i>Assistant Secretary</i>	Bruce Lindenmayer	724157	974783
<i>Treasurer</i>	Noel Luff	--	883291
<i>Assistant Treasurer</i>	Linda Thane	--	--
<i>Editor, ABR & Special Publications</i>	Philip Veerman	896542	314041
<i>Editor, Canberra Bird Notes</i>	David Purchase	582252	582252
<i>Assistant Editor, Canberra Bird Notes</i>	Grahame Clark	--	541279
<i>Editor, Newsletter</i>	Barbara Allan	773517	546520
<i>Conservation Publications</i>	Jo Vandermark	--	477963
<i>Exhibitions</i>	Tony Lawson	643125	889430
<i>Education</i>	Sue Armstrong	493839	512622
<i>Librarian</i>	Vacant		
<i>RAOU Liaison Member</i>	Peta Roberts	758346	310660
	Kim Lowe	466304	412292
	Hugh Possingham	495588	884798

The following people represent Canberra Ornithologists Group in a variety of ways but are not formally on the Committee:

<i>ACT Atlas</i>	Ian Taylor	494668	476315
<i>Co-ordinator Starlings Project</i>	Isobel Crawford		375155
<i>Co-ordinator Barren Grounds Representative</i>	Vacant		
<i>Conservation Council Representative</i>	David Pfanner		
<i>Conservation Council Representative</i>	Jack Holland		477572
		741476	887840

Rarities Panel

Bryan FitzGerald (Secretary - Ph 485140), Barry Baker, Graeme Chapman, Grahame Clark, Mark Clayton, Neil Hermes, Jack Holland, Richard Schodde.

Annual Subscriptions for 1989 are: Student (under 18 years of age) \$7.50; Single \$15.00; Family \$18.00; Institutions \$18.00. All receive one copy of Canberra Bird Notes.

Contents	Page
Introduction and Acknowledgements	38
Highlights	
Waterbird Survey	40
Miscellaneous and ACT Bird Atlas Records	41
Garden Bird Survey	
Meteorology, and COG Area Map.	46
Explanation and Abbreviations.	47
Pelican, Darter and Cormorants	52
Hérons, Egrets and Bitterns... ..	53
Stork, Ibises and Spoonbills	
Swan, Geese and Ducks	
Hawks and Allies	57
Falcons	
Quails and Pheasant	59
Button-quail, Rails and Waterhens	60
Lapwings, Plovers and Dotterel	61
Stilt and Avocet	62
Sandpipers and Allies	
Gull and Terns	63
Pigeons	
Cockatoos	65
Lor	
Parrots	
Cuckoos	
Frogmouth and Allies... ..	69
Kingfishers, Bee-eater and Dollarbird	70
Lyrebird..	71
Swallow and Martins	71
Cuckoo-shrikes and Allies	72
Thrushes, Flycatchers and Allies	73
Whipbird and Quail-thrush	76
Old World Warblers	76
Wrens, Thornbills and Allies	76
Sittella and Treecreepers	78
Honeyeaters... ..	79
Chat, Mistletoebird, Pardalotes and Silvereye.. . . .	81
Finches and Sparrow	82
Starling, Myna, Oriole, Bowerbird and Mudnesters	83
WoodsWallows	85
Butcherbirds, Magpie and Currawongs..	85
	86
Appendix - old records.	87

INTRODUCTION AND ACKNOWLEDGEMENTS

This Annual Bird Report (ABR) summarises all records of species that occurred in Canberra Ornithologists Group's 'area of concern' as defined in the *Field List of the Birds of Canberra and District*, (3rd edition, 1985), between 1 July 1987 and 30 June 1988. (See map page 47). There were 233 species recorded during this period. All category 3 records as defined in the Field List have been accepted by the COG Rarities Panel. Records for which no documentation has been received have been placed within square brackets.

Michael Lenz analysed all the Waterbird Survey data and wrote most of the sections of this report dealing with waterbirds. Brendan Lepschi prepared the maps and compiled the miscellaneous landbird records. Ian Baird compiled the records from the ACT Bird Atlas project, co-wrote the text for the Garden Bird Survey (GBS) and co-produced the GBS summary (Table 4) on the basis of the data and graphs produced by Ian Taylor from those projects and, for the atlas, the species selected by Philip Veerman who edited, illustrated, co-ordinated and wrote the rest. Bryan FitzGerald assisted as Secretary of the COG Rarities Panel. Brendan Lepschi and others assisted with proof reading and other production aspects. Grahame Elliott organised and did much of the input of GBS data. Frank Knight produced the rainfall and temperature graphs from data provided by the Bureau of Meteorology. Jack Holland assisted with the Tuggeranong Lakes information.


HIGHLIGHTS

The highlights of the 1987-88 birdwatching year in the Canberra area include the following:

- A full year of the ACT Bird Atlas. Only a few aspects of the results of this highly successful venture have been included in this ABR. Mainly for those species that would tend to be missed out from the Garden Bird Survey, Water Bird Survey and rarities list. The atlas project may have caused a reduction in contribution towards the data input to the main part of this report (WBS, GBS and miscellaneous records).
- Four first records of species: Wedge-tailed Shearwater, Black-tailed Godwit, Purple-crowned Lorikeet and Turquoise Parrot.
- Records of the following rarities: Plumed Whistling-Duck, Spotless Crake, Little Curlew, Black-eared Cuckoo, Fork-tailed Swift, Chestnut-rumped Hylacola, Regent Honeyeater, Scarlet Honeyeater and Pied Butcherbird.

- Continued stability in the numbers and distribution of most species in the Garden Bird Survey (GBS) since 1986-87. There were dramatic increases in the numbers of Little Raven, White-throated Needletail, Diamond Firetail, Pallid Cuckoo, Fuscous Honeyeater and Crested Pigeon. The species to show significant declines in the GBS were mostly waterbirds (egret, ibis, duck, lapwing and gull). Also the dramatic decline in numbers of Red-rumped Parrot and New Holland Honeyeater has continued.
- Continued increase in urban records and numbers of the Common Myna and Pied Currawong. Accurate counts must be kept for these important species. They may both be potentially damaging to other species and in perhaps inevitably getting closer in status to our invariably number 1, the Common Starling, all three may be cause for concern.
- Good year for waders, with several rare species recorded and many more of the common species recorded than in recent years.

The Black-shouldered Kite one of our common raptors shares the position this year of 75th most common species in our Garden Bird Survey.



WATERBIRD SURVEY

As in previous years the Waterbird Survey (WBS) data were collected in bimonthly visits to the urban lakes and monthly visits to Lake Bathurst. It was the first time for many years that the main basin of Lake Bathurst has dried out (only the northern basin of Morass with water). No visits were made to Lake George because of the low water level. Data from the silt-trap on Tuggeranong Ck and Village Dam on Village Ck are included under the heading Tuggeranong Lakes. The Water quality control pond at Point Hut was first surveyed when it started to fill in October 1987. Isabella Pond above the silt trap was first surveyed in December 1987. The main Tuggeranong lake started to get its first water filling in June 1988 and is not included in the WBS for 1987-88. As a generalisation, as each pond filled they were very good water bird habitat for only a few months, then the birds left the site.

The total number of waterbird species and the total number of individuals on each lake are shown in Tables 2 and 3. Since the 1984-85 peak, the number of species and individuals recorded on the survey have continued a general decline.

Throughout the body of this report, waterbird numbers underlined indicate that the lake was only partly surveyed (in ABR's prior to last year's the same was indicated by brackets). A * after a figure in WBS Tables indicates non-flying young present but not included in totals.

TABLE 1. WATER LEVELS (Metres)*

	Jul	Aug	Sep	Oct	Nov	Dec	Jan	Feb	Mar	Apr	May	Jun
LBth	0.43	0.50	0.38	0.38	0.31	0.47	0.24	0.00	0.00	0.00	0.77	0.81
LB M	0.97	0.99	0.98	0.93	0.89	0.84	0.65	0.58	0.47	0.46	0.66	0.83
LGeo	0.01	0.44	0.54	0.18	0.00	0.50	0.00	0.00	0.00	0.00	0.65	0.76

*Values kindly supplied by the Bureau of Mineral Resources.

TABLE 2. NUMBER OF WATERBIRD SPECIES

	Jul	Aug	Sep	Oct	Nov	Dec	Jan	Feb	Mar	Apr	May	Jun
LBG	-	22	-	25	-	23	-	22	-	24	-	22
LGIN	-	14	-	14	-	12	-	14	-	14	-	15
LTug	-	10	-	17	-	13	-	14	-	14	-	12
LBth	20	23	23	16	22	20	20	25	23	23	23	20

TABLE 3. NUMBER OF WATERBIRD INDIVIDUALS

	Jul	Aug	Sep	Oct	Nov	Dec	Jan	Feb	Mar	Apr	May	Jun
LBG		687	-	1834	-	2028	-	<u>1265</u>	-	<u>2314</u>	-	543
LGIN*	-	784	-	737	-	785	-	<u>1143</u>	-	<u>1128</u>	-	702
LTug	-	93	-	188	-	413	501	-	512	-	143	
LBth	2349	1167	3675	1754	3675	1971	1225	1111	1012	1590	1558	1500

*Does not include Silver Gull counts.

MISCELLANEOUS AND ACT BIRD ATLAS RECORDS

In addition to the results of the WBS and GBS, the ABR has traditionally been the means of publishing miscellaneous records of interest (such as rarities), which would not otherwise be published. With the ACT Bird Atlas being a more useful repository of observation records within the ACT, where most of the observers' effort has been directed, there was a reduction in availability of these miscellaneous records for the whole of the COG area of concern. However the category 3 bird reports accepted by the rarities panel, available non ACT records within the COG area and other 'interesting' reports from miscellaneous sources are usually included in this section unless they are already part of the WBS or the GBS, in which case they are included there and not repeated in text. For those species that are not adequately described under the Miscellaneous, GBS or WBS sections, a special effort was undertaken to include records from the Atlas Survey. They are referred to in this section as AS. It is recommended that this report be read in conjunction with the interim atlas printouts, even though they reflect a smaller area (the ACT) and a longer time frame.

GARDEN BIRD SURVEY

The Garden Bird Survey (GBS) is based on data collected on GBS Charts filled in on a Weekly basis by observers at sites located throughout suburban Canberra. A description of Garden Bird Survey technique may be found in *CBN* 8(1):5. 70 charts were received for 1987-88. One of these was anonymous, from an unknown location. Approximate locations of the GBS sites for the 69 others are shown on page 43. Each garden area surveyed should be approximately 3 hectares.

The following variables are shown for those species which were recorded often enough to warrant their inclusion:

A - This is a measure of abundance. It is the average maximum number of birds of a particular species recorded per site per week over the year. The equivalent statistic per month is shown in the histograms. A is calculated by adding all weekly observations of the maximum number of individuals, as recorded on the chart for a particular species and dividing the sum by the total number of weeks during which observations were made (2816 this year). This means that if there is a record of a species for a week that week is counted and the records for all other species are also included in the analysis. A non entry for other species counts as zero individuals of those species. E.g. an A=5.1 indicates that an average of 5.1 birds of that species were recorded per site per week throughout the year.

F - This is a measure of distribution. It is the number of sites in which the species was recorded at least once, expressed as the percentage of all sites (70 this year). If a species is described as 'F=10%' (eg. Silver Gull) it was recorded at least once in seven or 10% of sites.

W - This is a measure of residence. It is the number of weeks during which the species was recorded at any site. Resident species such as the Australian Magpie-lark are present 52 weeks of the year (W=52); but a migrant like the Dollarbird is only present for 22 Weeks (W=22).

R - This is a measure of recording rate. It is the number of observer-weeks on which a species was recorded, expressed as a percentage of the total number of observer-weeks (2816). For example, the Galah was recorded during three-quarters of the observer-weeks (R=75%). This means that on a typical chart, this species was recorded on 75% of weeks during which observations of any species were made.

G - This is a measure of average group (or flock) size per record per site per week over the year. It has been introduced to indicate the average number of individuals recorded per record. It is derived as $100 \times A \div R$. As the value is only useful for common species, it is included in Table 4 but not always in the text. The highest G value (108) is for the Silver Gull because it occurs in large flocks.

B - This is a measure of the relative frequency of breeding for a given species. The number of sites at which breeding activity for a species was recorded (nests with eggs or young, and/or dependent fledglings) is expressed as a percentage of the total number of charts which contain breeding data of any species. It is only given for species recorded breeding, elsewhere of course it equals zero. In 1987-88, 48 charts (69% of total) contained breeding data for at least one species.

The values of A, F, W, R and G for the 93 commonest species and the percent change on 1986-87 (dA, dF, dW, dR) are shown in Table 4 (pages 44 & 45). See 'Explanation' concerning 1986-87 correction for F&R. Histograms beside text for the species indicate the average number of individuals recorded in each GBS survey area per month. The average number of individuals of all 134 species during any one observer week was 76.5, a 4% increase from 1986-87.

The first and the last records of nest (n) and dependent fledglings (f) are given and the areas where breeding was recorded may also be listed. Similar data for 1986-87 may be found in *CBN* 13(3):66-100, for 1985-86 in *CBN* 12(2):30-83, for 1984-85 in *CBN* 11(2):26-88 and for Jul 1981 to Jun 1984 in *CBN* 12(1):8-13.

LOCATION OF GARDEN BIRD SURVEY SITES

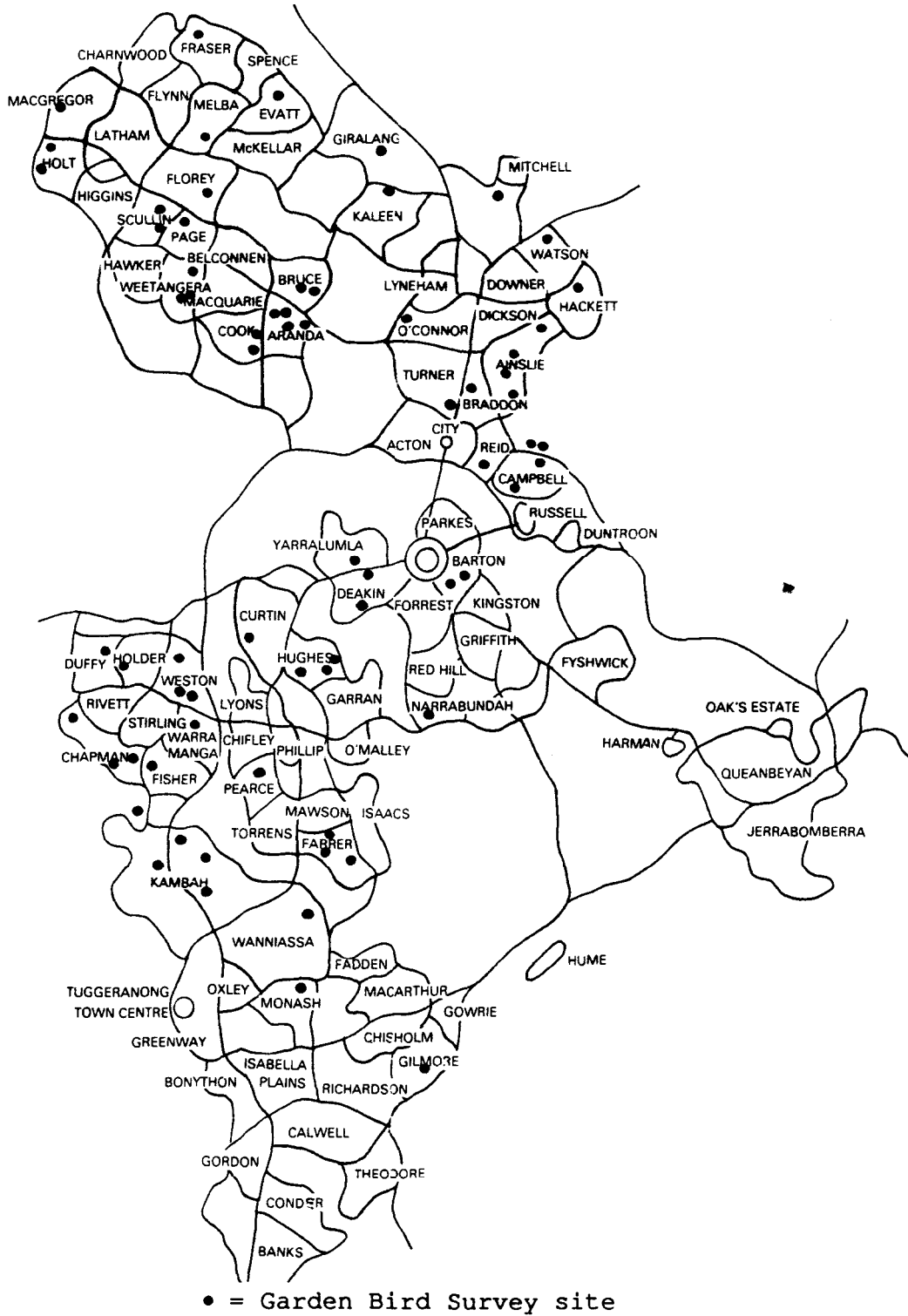


TABLE 4. STATISTICAL SUMMARY: GARDEN BIRD SURVEY 1987-88

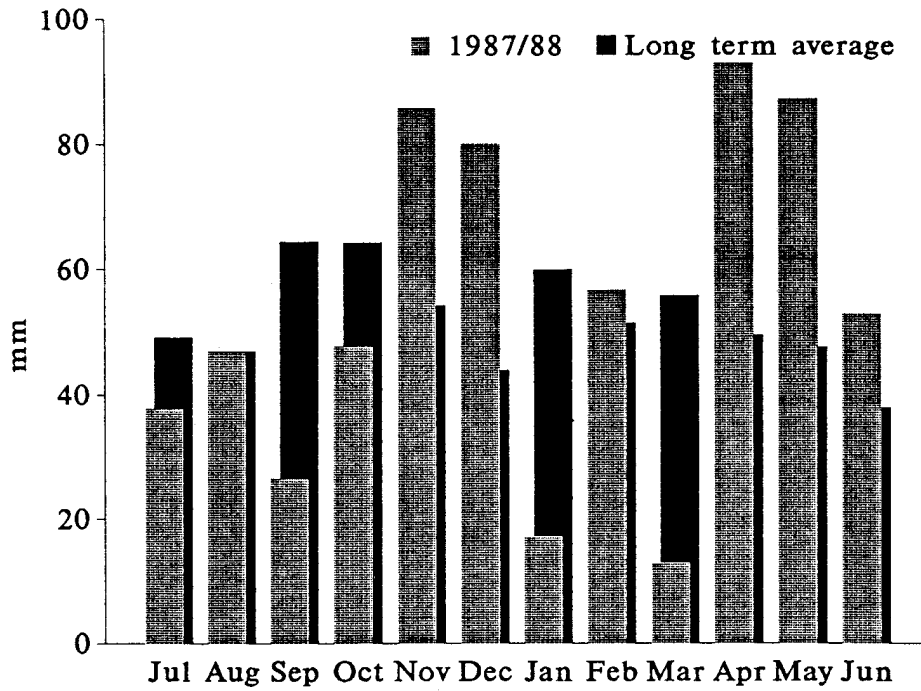
SPECIES NAME	CORRECT VALUES FOR 1986-87										
	A	dA%	F	dF%	W	dW%	R	dR%	G	F	R
Common Starling	12.019	9	100.0	1	52	0	73.72	0	16.3	98.7	73.37
House Sparrow	8.507	-3	98.6	2	52	0	75.28	-3	11.3	96.2	77.37
Gal ah	6.593	3	100.0	3	52	0	75.28	0	8.8	97.5	75.08
Sil vereye	5.948	-8	97.1	5	52	0	67.72	0	8.8	92.4	67.50
Pied Currawong	4.968	27	100.0	0	52	0	75.60	8	6.6	100.0	69.68
Yellow-faced Honeyeater	4.337	26	94.3	3	52	0	32.10	-9	13.5	91.1	35.37
Sulphur-crested Cockatoo	3.120	-12	98.6	0	52	0	52.98	-2	5.9	98.7	54.17
Australian Magpie	2.523	0	100.0	0	52	0	80.79	-1	3.1	100.0	81.86
Crimson Roselle	2.348	1	98.6	1	52	0	70.74	13	3.3	97.5	62.66
Red Wattlebird	1.919	26	98.6	1	52	0	68.64	6	2.8	97.5	64.63
Blackbird	1.765	3	91.4	-2	52	0	72.37	3	2.4	93.7	70.27
Australian Magpie-lark	1.595	-5	98.6	-1	52	0	63.53	-2	2.5	100.0	64.63
White-naped Honeyeater	1.549	28	74.3	13	35	-3	12.96	7	12.0	65.8	12.14
Yellow-rumped Thornbill	1.544	20	85.7	-3	52	0	34.52	6	4.5	88.6	32.44
Eastern Rosetta	1.499	0	94.3	-1	52	0	56.00	1	2.7	94.9	55.32
Common Myna	1.161	75	44.3	13	52	0	22.59	30	5.1	39.2	17.43
Silver Gull	1.110	-37	10.0	-28	24	-8	1.03	-13	107.8	13.9	1.19
Noisy Friarbird	1.056	3	91.4	-4	46	-2	39.56	-5	2.7	94.9	41.68
Australian King-Parrot	0.967	12	62.9	8	52	0	22.66	-5	4.3	58.2	23.82
Feral Pigeon	0.871	-27	55.7	-12	52	0	15.34	-14	5.7	63.3	17.85
Spotted Pardalote	0.862	5	85.7	7	52	0	36.15	27	2.4	79.8	28.41
Striated Pardalote	0.803	-7	82.9	2	52	0	33.98	-5	2.4	81.0	35.94
Australian Raven	0.640	1	90.0	0	52	0	36.54	-3	1.8	89.9	37.62
Black-faced Cuckoo-shrike	0.550	-7	91.4	-5	52	0	33.95	-9	1.6	96.2	37.16
Eastern Spinebill	0.548	45	90.0	8	52	0	31.14	27	1.8	83.5	24.61
Weebill	0.539	14	50.0	23	52	0	20.77	6	2.6	40.5	19.63
Superb Fairy-wren	0.531	-4	62.9	13	52	0	18.43	7	2.9	55.7	17.26
Laughing Kookaburra	0.501	16	81.4	-1	52	0	26.21	11	1.9	82.3	23.54
White-winged Chough	0.495	85	32.9	30	48	2	5.56	51	8.9	25.3	3.69
Red-rumped Parrot	0.394	-26	38.6	-18	52	0	9.41	-21	4.2	46.8	11.89
Gang-gang Cockatoo	0.387	-16	62.9	-10	52	0	13.88	-18	2.8	69.6	16.83
European Goldfinch	0.373	-21	58.6	3	51	-2	9.94	-24	3.8	56.9	13.02
White-plumed Honeyeater	0.313	73	68.6	75	52	0	11.47	18	2.7	39.2	9.74
Fuscous Honeyeater	0.294	188	45.7	44	34	10	7.74	88	3.8	31.6	4.12
White-throated Needletail	0.289	338	28.6	41	14	27	1.56	119	18.5	20.3	0.71
Grey Fantail	0.284	-12	75.7	1	52	0	18.71	-9	1.5	74.7	20.66
Striated Thornbill	0.208	-28	40.0	44	51	-2	6.36	-7	3.3	27.8	6.84
Noisy Miner	0.201	99	24.3	20	52	6	6.00	78	3.4	20.3	3.37
Brown Thornbill	0.192	-4	28.6	-22	52	0	9.30	-9	2.1	36.7	10.24
Willie Wagtail	0.178	-21	75.7	-9	52	0	15.16	-13	1.2	83.5	17.43
Buff-rumped Thornbill	0.168	-16	24.3	60	49	-6	3.69	-76	4.6	15.2	15.20
Red-browed Firetail	0.166	-1	20.0	-70	37	-29	3.02	-80	5.5	67.4	14.99
Rufous Whistler	0.144	-16	61.4	-8	52	2	12.25	-14	1.2	67.1	14.21
Golden Whistler	0.142	-16	48.6	-18	48	-8	12.22	-18	1.2	59.5	14.99
White-eared Honeyeater	0.137	32	62.9	4	40	21	10.23	153	1.3	60.7	4.04
Welcome Swallow	0.134	-9	38.6	-13	51	2	5.61	-23	2.4	44.3	7.27

TABLE 4. STATISTICAL SUMMARY: GARDEN BIRD SURVEY 1987-88

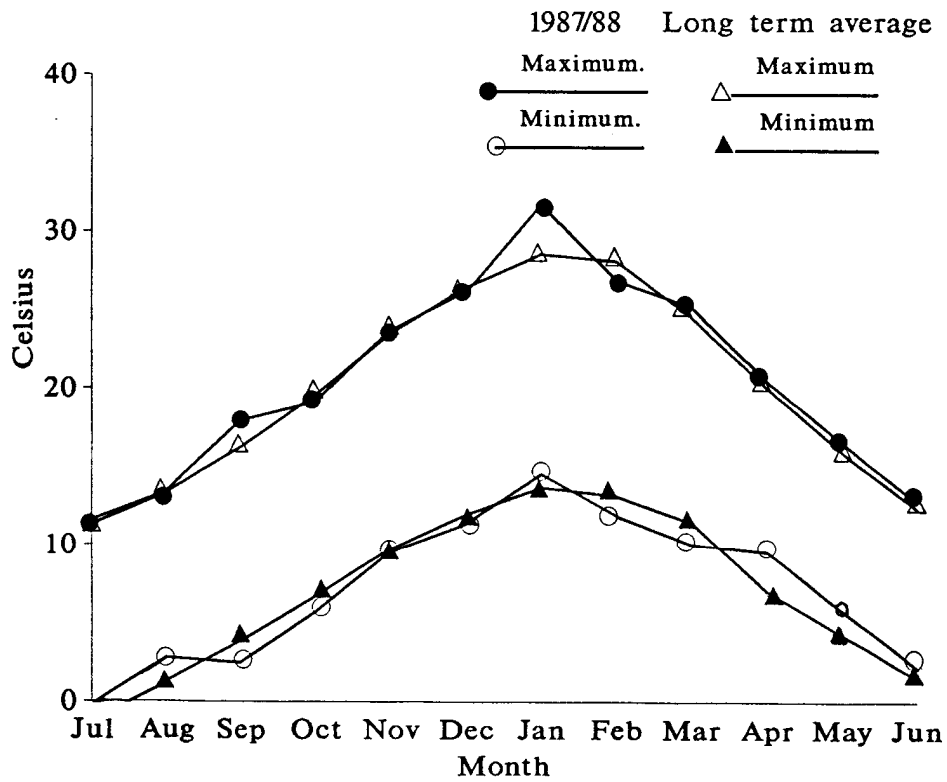
CORRECT VALUES
FOR 1986-87

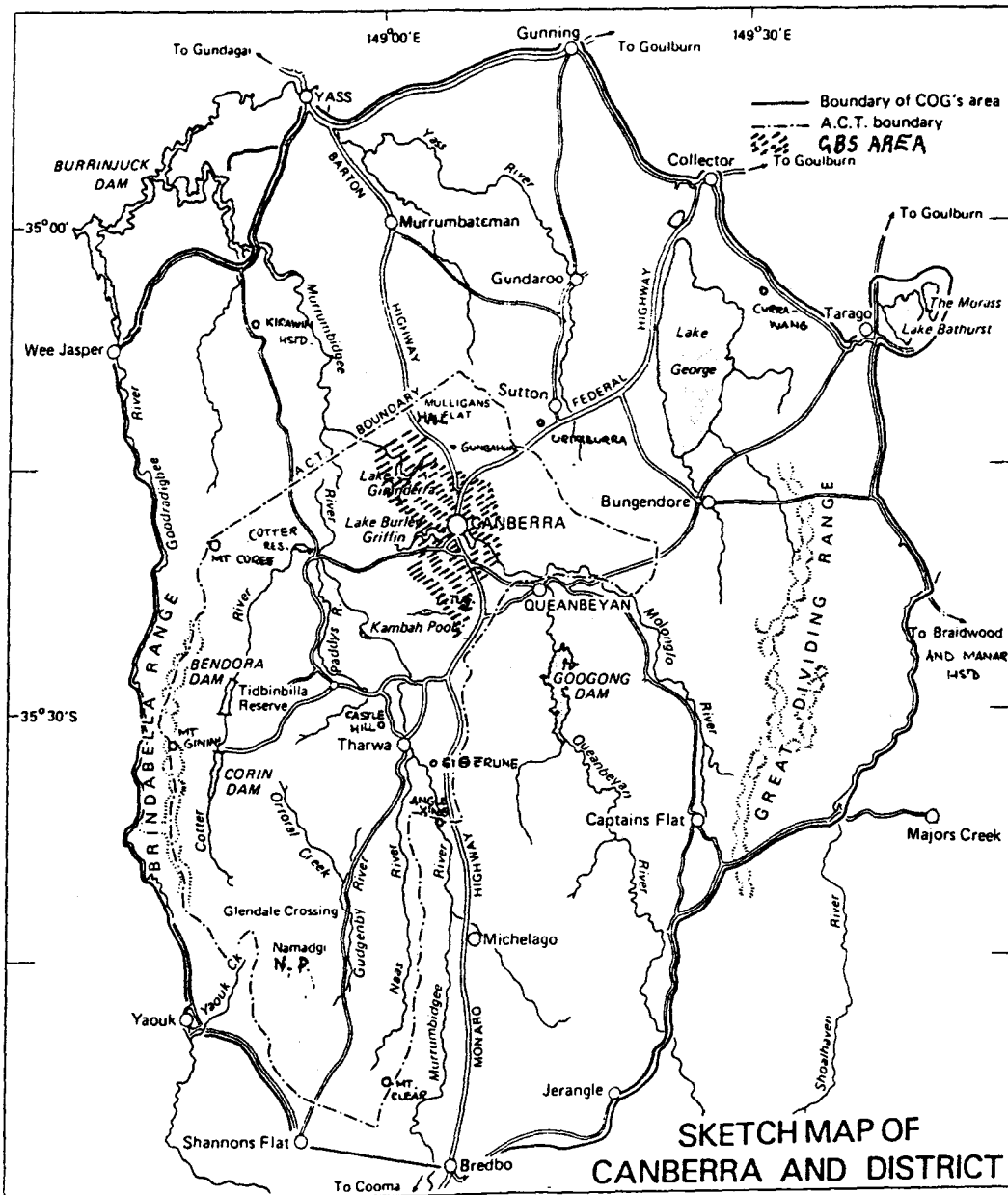
SPECIES NAME	A	dAX	F	dF%	W	dw%	R	dR%	G	F	R
Double-barrèd Finch	0.121	-18	25.7	19	34	-29	2.27	-42	5.3	21.5	3.93
Scarlet Robin	0.085	-4	41.4	-1	43	0	5.68	3	1.5	41.8	5.52
Grey Shrike-thrush	0.081	5	41.4	2	51	6	7.35	12	1.1	40.5	6.59
White-throated Treecreeper	0.081	25	28.6	26	51	-2	6.29	13	1.3	22.8	5.56
Masked Lapwing	0.076	-34	32.9	-21	50	-2	4.72	-19	1.6	41.8	5.84
Grey Currawong	0.073	14	25.7	-3	52	6	5.82	11	1.3	26.6	5.25
Little Raven	0.072	1700	8.6	202	17	467	0.71	439	10.1	2.9	0.13
Dollarbird	0.071	-7	45.7	9	22	-19	4.51	5	1.6	41.8	4.28
White-browed Scrubwren	0.067	-15	14.3	-6	52	2	4.08	0	1.6	15.2	4.06
Varied Sittella	0.067	-4	11.4	-36	29	12	1.38	10	4.9	17.7	1.25
Olive-backed Oriole	0.054	-13	28.6	-25	35	-10	5.22	-5	1.0	38.0	5.47
Maned Duck	0.053	-28	15.7	-22	37	-3	2.06	0	2.6	20.3	2.06
Fork-tailed Swift	0.046	na	7.1	na	2	na	0.18	na	25.6	0.0	0.00
Southern Boobook	0.042	50	27.1	26	40	0	3.84	42	1.1	21.5	2.71
Straw-necked Ibis	0.039	-84	4.3	-58	8	-33	0.28	-50	13.9	10.1	0.56
Australian Hobby	0.039	30	27.1	-14	43	13	3.13	14	1.2	31.6	2.75
Rainbow Lorikeet	0.039	77	12.9	104	30	-17	1.63	34	2.4	6.3	1.22
Australian Kestrel	0.033	10	31.4	13	40	-9	2.84	-3	1.2	27.8	2.93
Pallid Cuckoo	0.032	256	32.9	100	23	77	3.09	252	1.0	16.5	0.88
Brown-headed Honeyeater	0.030	-51	7.1	12	19	-32	0.67	-57	4.5	6.3	1.56
Common Bronzewing	0.029	32	8.6	36	41	14	1.67	33	1.7	6.3	1.25
Yellow Thornbill	0.029	21	7.1	12	37	-3	1.49	19	1.9	6.3	1.25
Diamond Firetail	0.029	314	1.4	-2	8	33	0.28	34	10.4	1.4	0.21
Crescent Honeyeater	0.027	8	10.0	-21	29	4	1.92	1	1.4	12.7	1.90
White-throated Gerygone	0.024	-43	18.6	-23	29	-6	2.34	-41	1.0	24.1	3.96
Dusky Woodswallow	0.024	33	8.6	70	20	67	0.78	92	3.1	5.1	0.41
Tree Martin	0.023	109	7.1	180	17	143	0.67	165	3.4	2.5	0.25
Mistletoebird	0.021	91	11.4	-10	27	13	1.70	55	1.2	12.7	1.10
Black-shouldered Kite	0.020	33	15.7	38	33	0	1.85	35	1.1	11.4	1.37
Rainbow Bee-eater	0.020	-58	4.3	-62	3	-79	0.11	-84	18.2	11.4	0.69
White-winged Triller	0.020	82	8.6	-3	20	33	1.03	38	1.9	8.9	0.75
Leaden Flycatcher	0.020	-59	20.0	-25	22	-21	1.53	-54	1.3	26.6	3.31
Fan-tailed Cuckoo	0.018	-18	18.6	-14	30	0	1.81	-11	1.0	21.5	2.03
Brown Goshawk	0.014	-26	22.9	13	28	-7	1.28	-20	1.1	20.3	1.59
Speckled Warbler	0.014	0	7.1	40	17	-29	0.78	-8	1.8	5.1	0.85
Australian Pelican	0.013	-19	10.0	-28	7	-53	0.28	-43	4.6	13.9	0.49
Collared Sparrowhawk	0.012	-14	14.3	-34	26	-24	1.14	-19	1.1	21.5	1.41
Brown Falcon	0.011	10	14.3	41	20	5	0.82	5	1.3	10.1	0.78
Crested Pigeon	0.011	175	7.1	40	22	214	0.82	273	1.3	5.1	0.22
Sacred Kingfisher	0.010	-17	15.7	-31	19	-17	0.89	-25	1.1	22.8	1:19
Rufous Songlark	0.010	233	1.4	-45	14	75	0.50	47	2.0	2.5	0.34
Shining Bronze-cuckoo	0.009	29	12.9	13	18	50	0.82	24	1.1	11.4	0.66
Rose Robin	0.009	125	11.4	80	18	80	0.82	87	1.1	6.3	0.44
Flame Robin	0.009	-40	11.4	29	14	27	0.64	46	1.4	8.9	0.44
Satin Flycatcher	0.009	29	10.0	-1	13	18	0.75	34	1.2	10.1	0.56
Pacific Black Duck	0.008	-62	5.7	-44	10	-38	0.43	-52	1.9	10.1	0.90
Horsfield's Bronze-cuckoo	0.008	60	10.0	32	16	78	0.78	58	1.0	7.6	0.49

Rainfall 1987/88 & long term average



Temperature 1987/88 & long term average





EXPLANATION

The names and sequence of birds conform with the RAOU's 'Recommended English Names for Australian Birds', *Emu* 77, Supplement (May 1978) and with order and family groupings arranged according to convenience. The status of each species has been given in an abbreviated form. The conventional definition of each status is given in CBN 9(3):53. The status of each bird consists of two elements, abundance and breeding status, separated by a period. For meanings of abbreviations see p.49. Thorough revision of the status of all birds of the Canberra area will be done

when ten years data from the WBS is summarised, and the review of GBS and the ACT Bird Atlas Project are completed.

Numbers and distribution of birds Within the species list are often compared with that of the previous year. Therefore unless stated otherwise a statement such as 'overall numbers lower' is to be interpreted as, in comparison With the previous year's ABR. A GBS reference to pattern of observations refers to the graph showing monthly pattern of records. Likewise an addendum or corrigendum refers to previous ABR(s). As applicable, records are given for each species in the sequence: AS, miscellaneous records, WBS then GBS and WBS table.

Records are given in the following format: number of individuals/date place (observer); e.g. 5/10 May Woden (XY); indicates 5 birds on 10 May 1988 at Woden and XY Was the observer. Abbreviations of observers' names, including all GBS participants are explained on page 50. An n, f or other abbreviation as appropriate may take the place of number of individuals. Note that AS data do not include date of month or number of individuals, as only presence and breeding information was recorded. Therefore AS records are given in the format: month place (observer). WBS and some other data are given in the form 3/May Which indicates three individuals during the May survey. GBS data are often in the form '2w May' where '2w' etc stands for the second GBS week of that month. The dates of each GBS week are shown at the top of the GBS chart and listed in *CBN* 12(1):13.

On 18 August 1989, after this report had been typed, I (PV) discovered that all the GBS values for 1987-88 values of A, F and R were wrong. The apparent decline in our urban birds which I had publicly commented on was only an artefact due to a mathematical error occurring in the depths of the computer program. There had been an accidental oversight to not change the number of observers and observer-weeks from the higher figure for the previous year. Unfortunately, the same error occurred last year in that all values quoted for F and R (hence also dF% and dR% and any text comments based on them) in the 1986-87 ABR (in *CBN* 13(3):54-102) are incorrect. For 1986-87 F and R should have been calculated by dividing totals by 79 observers and 3203 observer-weeks but instead were divided by 89 and 3517 respectively, these being the values unchanged in the computer from 1985-86. Therefore those values should be multiplied by 1.127 and 1.098 respectively. I have presented the corrected values for F and R for the 1986-87 ABR as the last two columns of Table 4 for the 93 most common species for the 1987-88 year. Fortunately, the most important statistic: A, and dA%, W, dW%, B and the graphs are correct in the 1986-87 ABR. After making this discovery, the GBS data needed to be recalculated, rewritten and retyped and this is the main reason for the delay in releasing this issue. All comparisons and information presented here are based on the corrected figures.

ABBREVIATIONS

General

Note: these may appear in either upper or lower case depending on their position in a sentence.

Ad	Adult	LGeo	Lake George
ANU	Australian National Uni	LGin	Lake Ginninderra
AS	Atlas Survey	LTug	Tuggeranong Weir /Village Dam
Blk Mtn	Black Mountain		
Blk Mtn Pen	Blk Mtn Peninsula	M	Male
CBN	Canberra Bird Notes	Max	Maximum
E	Egg	MullF1	Mulligans Flat (Gundaroo Rd)
	East		
F	Fledgling (dependent)	Min	Minimum
Fem	Female	MtA	Mt Ainslie
GBS	Garden Bird Survey	N	Nest (with eggs/young)
Gung	CSIRO Div of Wildlife and Ecology, Gungahlin	N	North
	nr		Near
Hs	Homestead	NBG	National Botanic Gardens
Imm	Immature		
Juv	Juvenile	NNP	Namadgi National Park
LBth	Lake Bathurst	Pr	Pair
LBM	Lake Bathurst Morass	Qbn	Queanbeyan
LBG	Lake Burley Griffin	R	River
LBGE	Lake Burley Griffin, East/Jerrabomberra	Ra	Range/s
	Wetlands	Rec	Record/s
LBGW	Lake Burley Griffin West	S	South
		TNR	Tidbinbilla Nature Reserve
		W	West
		WBS	Waterbird Survey

Status

Abundance

C	common	R	rare
I	irregular	U	uncommon
L	localised	VC	very common
MC	moderately common	VR	very rare

Breeding status

BE	breeding escaped birds	PM	partial migrant
BM	breeding migrant	PsM	passage migrant
BN	breeding nomad	SU	status uncertain
BR	breeding resident	SV	summer visitor
BV	breeding visitor	0	over-wintering
BSM	breeding summer migrant	V	visitor
E	escaped/released bird	WM	winter migrant
N	nomad		

Observers

AB Angela Braybrooks	GRE Graham & Robyn Elliott	MMS Maurice & Mary Sexton
AEa Andy Eacott	GT Gerry van Tets	MSm Maureen Smith
AET Annie Etheridge	GW Garry Werren	MWC Mike & Wendy Coley
AHW Alan & Hazel Wright	IA Ian Anderson	NG Nathalie Gascoigne
AN A.O. Nicholls	IC Isobel Crawford	NGi Neil Gillard
AR Alison Rowell	IM Ian McMahon	NH Neale Hunter
BA Barbara Allan	IT Ian Taylor	NL Noel Luff
BAn Bernice Anderson	JAH Jack & Andrea Holland	NM Nick Mayo
BD Barbara Daly	JAL Julia & Alan Landford	NP Nora Preston
BDi Bob Digan	JB Joe Barr	(often representing Wildlife Foundation)
BF Bryan Fitzgerald	JBi John Bissett	NR Neil Reckord
BG Bill Graham	JBo Jenny Bounds	NWG Neil & Win Gillard
BHCP Bill Horrigan & Carolyn Philpot	JBr Jenny Bourne	PF Peter Fullagar
BL Brendan Lepschi	JCa June Carnahan	PM Pat Mooney
BLa B. Lambie	JE J. Elix	PMi Peter Milburn
BLi Bruce Lindenmayer	JHn Jim Hone	PMM Peter & Michael Minogue
BMn Bill Martin	JI J. Innes	PMO Peter & Mary Ormay
BP Barrie Pennefather	JJS John & J. Stein	PO Peter Ormay
BPi B. Pinter	JO Jerry Olsen	PRE P. Reddicliffe
CB Catherine Bennett	JP John Penhallurick	PV Philip Veerman
CR Cecily Rowell	JTL Joan & Trevor Lipscombe	RA Richard Allen
DA D. Abigail	JV Jo Vandermark	RB Ross Bennett
DC Del Cowley	KH Kay Hahne	RBI Robert Bell
DF Don Fletcher	KHRK Kay Hahne & Rosemary Kennemore	RCC Rob & Chris Cannon
DH D.R. Harvey	LA Leonie Andrews	RMe Rosemary Metcalf
DL Doug Laing	LE Leslie Eagles	RMO Rod Morphet
DLn D. Landon	LK Linda Kendall	RMT R.L. Mathews
DJ Delia Johnson	MBr Muriel Brookfield	RP Rob Parnell
DM David McCorquodale	MC Mark Clayton	RW Bob Weston
DMA David Magrath	MCa M. Callan	RWa R.A. Walker
DP David Pfanner	MCo Michael Coley	SA Sue Armstrong
DR Doug Ross	MD Mike Doyle	SB Sue Beatty
DRe David Rentz	MF Malcolm Fyfe	SCL Sylvia Cleland
DW Don Wood	MFB Martin & F. Butterfield	SCH Shirley Chittick
ET Ellen Tulip	MK Mildred Kirk	SM Sue Murray
FH Frances Harper	ML Matthew Larkin	ST Sonia Tidemann
FW Fred Watchorn	MLe Michael Lenz	SW Steve Wilson
GB Graham Browning	Mli Mark Lintermans	TG Tony Gibbs
GC Graeme Chapman	MM Mike Moncur	TH T. Henderson
GCL Graeme Clark		WM Bill Merrilees
GD G. Doyle		WO Bill Osborne
GE Graham Elliott		WT Bill Tobin
GR Gillian Redmond		

The Spotted Quail-thrush is just one of many species included in this ABR from results of the Atlas Survey.



SYSTEMATIC LIST

EMU

Emu *Dromaius novaehollandiae* VR. BR/E.

AS 8 recs: all at Tidbinbilla eg. Apr (AEt); Oct (IT); Oct (BLa); May (BMu).

GREBES

Great Crested Grebe *Podiceps cristatus* U.BR.

AS 5 recs: Oct LGin (KH); ov & Jan LBGE (DR); Jan LBGW (NL); Jul Point Hut (ET). Two other records: 2/23 Aug LBth; 4/19 Jun LBG (WBS).

Hoary-headed Grebe *Poliiocephalus poliocephalus* C.BN.

Urban lakes: regularly only LBG, LTug, max Feb-Apr (WBS). LBth: most months low numbers, but distinct max Sep, May (WBS).

	Jul	Aug	Sep	Oct	Nov	Dec	Jan	Feb	Mar	Apr	May	Jun	
LBG	-	0	-	180	-	175	-	<u>216</u>	-	<u>257</u>	-	2	
LGin	-	0	-	0	-	0	-	0	-	13	-	2	
LTug	-	1	-	7	-	9	-	28	-	10	-	3	
LBth	9	20	200		2	0	28	55	108	45	35	400	32

Australasian Grebe *Tachybaptus novaehollandiae* VC.BR.

Urban lakes: pattern similar to last year, present mainly autumn/winter (WBS). LBth: only occasional records in winter (WBS).

	Jul	Aug	Sep	Oct	Nov	Dec	Jan	Feb	Mar	Apr	May	Jun
LBG	-	70	-	0	-	0	-	35	-	56	-	0
LGin	-	58	-	4	-	0	-	f	-	39	-	
LTug	-	0	-	0	-	0	-	17	-	14	-	10
LBth	0	0	0	0	0	0	0	0	0	0	2	1

PETRELS

Wedge-tailed Shearwater *Puffinus pacificus* E.

First record for area: 1/29 Apr Braddon (NP). This bird was found alive at a petrol station in Central Canberra and positively identified later from photographs. The circumstances suggest it most likely arrived as a stowaway in a coastal holiday maker's car and did not arrive inland of its own accord.

White-faced Storm-Petrel *Pelagodroma marina* VR.V.

Addendum: First record for area but included here because it was overlooked for previous ABRs. 1/21 Sep 1985 Dairy Flat Rd (near Kelly's sWamp, Fyshwick) (ST). Found on side of road. Is CSIRO ANWC specimen no 40052 (R. Schodde pers. comm.).

PELICAN, DARTER & CORMORANTS

Australian Pelican *Pelecanus conspicillatus* MC.V/BR.

Urban lakes: mainly Oct-Dec; numbers low esp. in 1988 (WBS). LBth: no record (WBS). GBS: occasional records (8) overhead. A=0.013 F=10.0% W=7 R=0.28% G=4.6.

	Jul	Aug	Sep	Oct	Nov	Dec	Jan	Feb	Mar	Apr	May	Jun
LBG	-	7	-	40	-	62	-	0	-	2	-	3
LGIN	-	I	-	2	-	1	-	0	-	0	-	
LTug	-	0	-	1	-	12	-	0	-	0	-	0

Darter *Anhinga melanogaster* C.BR.

Urban lakes: only LBG in small numbers with max Feb (WBS)

	Jul	Aug	Sep	Oct	Nov	Dec	Jan	Feb	Mar	Apr	May	Jun
LBG	-	2		1	-	0	-	7	-	3	-	1

Great Cormorant *Phalacrocorax carbo* C.BV.

Urban lakes: Regular LBG with max Oct-Feb, pattern and numbers similar to last year; on other lakes only in small numbers, regular LGIN, irregular LTug (WBS). LBth: only one record Feb (WBS). GBS: 5/2w May Melba (MM); 1/1w and 1/4w Feb Scullin (NWG). A=0.002 F=2.9% W=3 R=0.11%.

	Jul	Aug	Sep	Oct	Nov	Dec	Jan	Feb	Mar	Apr	May	Jun
LBG	-	16	-	62	-	77	-	49	-	26	-	9
LGIN	-	5	-	2	-	3	-	7	-	1	-	7
LTug	-	0	-	0	-	4	-	0	-	4	-	2
LBth	0	0	0	0	0	0	0	2	0	0	0	0

Pied Cormorant *Phalacrocorax varius* R.V.

AS 2 recs: [Aug LBGE (DR); Apr Aranda (KH)]. Two other records: 1/16 Aug Glenlea H/S Burbong (GW); 1/18 Oct Blk Mtn Pen (GB).

Little Black Cormorant *Phalacrocorax sulcirostris* VC.BR.

Urban lakes: regular LBG, LGIN, max Apr. LGIN more common than last year (WBS). Possible breeding attempt LGIN: 2 birds carrying twigs/10 Feb (BA). LBth: only two records (WBS).

	Jul	Aug	Sep	Oct	Nov	Dec	Jan	Feb	Mar	Apr	May	Jun
LBG	-	2	-	12	-	26	-	4	-	34	-	4
LGIN	-	15	-	20	-	24	-	29	-	51	-	
LBth	0	0	1	0	0	0	0	0	0	1	0	0

Little Pied Cormorant *Phalacrocorax melanoleucos* VC.BR.
 Urban Lakes: regular LBG, LGin, numbers higher than last year, max Aug, Apr (WBS).

	Jul	Aug	Sep	Oct	Nov	Dec	Jan	Feb	Mar	Apr	May	Jun
LBG	-	9	-	6	-	1	-	7	-	17	-	6
LGin	-	16	-	5	-	T	-	21	-	41	-	7
LTug	-	2	-	1	-	0	-	0	-	0	-	1

HERONS, EGRETS & BITTERNS

Pacific Heron *Ardea pacifica* R.BV?

AS 6 recs: Jul Qbn (AB)' Oct Gung (MC); Nov Thisldoo Hs (AB); 'Jan Blk Mtn (PMi); Mr nr Hall (MF); Apr Gung (PF). No record (WBS).

White-faced Heron *Ardea novaehollandiae* VC.BR.

Urban lakes: feW all months, more common from Feb onwards (WBS). LBth: only two records, in 1988 (WBS). **GBS:** Numbers very similar to recent years: 19 widely dispersed records of single birds and one record of two. A=0.007 F=11.4% W=14 R=0.67%.

	Jul	Aug	Sep	Oct	Nov	Dec	Jan	Feb	Mar	Apr	May	Jun
LBG	-	0	-	2	-	1	-	3	-	3	-	2
LGin	-	T	-	T	-	T	-	6	-	7	-	1:
LTug	-	1	-	2	-	0	-	5	-	5	-	1
LBth	0	0	0	0	0	0	0	3	0	0	1	0

Cattle Egret *Ardeola ibis* MC.V (LBGE), R.V (elsewhere).

Urban lakes: fewer records but larger numbers than last year; only autumn/Winter LBG (WBS) and 18/24 Apr LTug (JH, BG, BLA). **GBS:** Two records only: 2/1w Apr Ainslie (MLE); 1/2w Jun Kambah (RB).

	Jul	Aug	Sep	Oct	Nov	Dec	Jan	Feb	Mar	Apr	May	Jun
LBG	-	22	-	0	-	0	-	0	-	31	-	34
LTug	-	0	-	0	-	0	-	T	-	18	-	0

Great Egret *Egretta alba* C.V.

AS 20 recs: mainly LBGE eg "/Oct and Mar LBGE DR); Jun LBGE (JBi); Oct Gung (PF); Apr LTug (JAH); Jun Bruce (MFB). Only 3 records of single birds: Feb, Apr LBG, Sep LBth (WBS). **GBS:** 1/1w Mar Holt (GRE).

Little Egret *Egretta garzetta* VR.V.

First record since 1983: 1/20 to 24 Dec Gung (PF).

Intermediate Egret *Egretta intermedia* R.V.

Addendum: 1/26 Oct - 5 Nov 1986 Gung (PF), 1/15 March Kelly's Swamp (PV), 1/2 Apr Kelly's Swamp (PMi).

Rufous Night Heron *Nycticorax caledonicus* R.BR?

AS 20 recs: widely dispersed near major lakes and streams eg Sep LBGE (IT); Oct Gung (MC); NOV Kowen Forest; 'Jan Molonglo R (GB). 3 records: 1 ad/18 Oct LBGE; 1 LBGE, 1/13 Dec LBGW (WBS).

Little Bittern *Ixobrychus minutus* R.BV.

Three records all Acacia Inlet LBG; 1 Juv/10 Dec (NL); 1/2 Jan (PMi); 1/13 Jan (NL); and one record Yarramundi Bay LBG; 1/1 Nov (IT).

STORK, IBISES AND SPOONBILLS


Sacred Ibis *Threskiornis aethiopica* C.V.

Urban lakes: less frequently recorded than last year (WBS) but higher max with 28/19 Jun LBGE (RMt). LBth: single birds only in summer (WBS). **GBS.** 5 records: 1/3w and 1/4w Sep, 1/3W Oct Hughes (IA); 1/2W Oct Mitchell (GR); 1/3w Nov Holt (GRE). A=0.002 F=4.3% W=5 R=0.18%.

	Jul	Aug	Sep	Oct	Nov	Dec	Jan	Feb	Mar	Apr	May	Jun
LBG	-	0	-	2	-	10	-	0	-	0	-	28
LTug	-	T	-	T	-	0	-	T	-		T	-
LBth	0	0	0	0	0	1	1	1	0	0	0	0

Straw-necked Ibis *Threskiornis spinicollis* C.V.

Urban lakes: LBth: lowest numbers for many years (wBS). **GBS:** Drastic reduction from 1986-87 (A=0.242), 9 spring and Winter records. 40/5W Oct Barton (JTL); 20/3W Jun Holt (GRE); 5 records Hughes (IA). A=0.039 F=4.3% W=8 R=0.28% G=13.9.



	Jul	Aug	Sep	Oct	Nov	Dec	Jan	Feb	Mar	Apr	May	Jun
LBG	-	0	-	1	-	3	-	0	-	0	-	0
LBth	0	0	0	0	0	0	4	0	1	0	0	T

Royal Spoonbill *Platalea regia* U.V.

AS 13 recs: mainly LBGE eg Oct4 (MF); 4May (JBi); Sep LGin (BA); Oct TNR (GC1) and Feb Gung (MC). 1/17 Apr LBGE (RMt).

Yellow-billed Spoonbill *Platalea flavipes* U.V.

AS 15 recs: mainly Gung eg 'Jul, Jan and 'Jun (MC); Jan LBGE (JBi); Feb nr Glenloch (GRE); Apr Blk Mtn (IM). Urban lakes: no record. LBth: only during late summer but mainly autumn/Winter (WBS).

	Jul	Aug	Sep	Oct	Nov	Dec	Jan	Feb	Mar	Apr	May	Jun
LBth	1	2	0	0	0	0	0	5	8	1	2	0

SWAN, GEESE & DUCKS

Plumed Whistling-Duck *Dendrocygna eytoni* VR.V/E.
 First record since 1978: 1/3 Sep TNR (IT).

Black Swan *Cygnus atratus* C.BR.
 2/27 Mar Lake Springfield (Springfield Hs 11km N Hall) (BL);
 3/5 Jun Pt Hut Silt Trap (BL+JBo). Urban lakes: only LBG
 in very low numbers (WBS); 1Pr + 4 juv/15 Oct LBGE (DR).
 LBth: lowest numbers since start of WBS, also no breeding
 (water level!), temporary increase May after rain (WBS).

	Jul	Aug	Sep	Oct	Nov	Dec	Jan	Feb	Mar	Apr	May	Jun
LBG	-	1	-	2	-	5	-	4	-	6	-	2
LBth	17	34	47	6	45	26	24	46	20	72	273	68


Freckled Duck *Stictonetta naevosa* MC.L.V.
 Only LBth: irregular and in smaller numbers than last year
 (WBS).

	Jul	Aug	Sep	Oct	Nov	Dec	Jan	Feb	Mar	Apr	May	Jun
LBth	3	4	0	0	0	8	0	2	8	16	0	0

Australian Shelduck *Tadorna tadornoides* MC.BR.
 Urban lakes: 3 records LBG (WBS) with a notable flock of
 25/13 Dec LBGE (DR, GB). LBth: all months but overall
 lower numbers than last year, max Nov and Feb (WBS).

	Jul	Aug	Sep	Oct	Nov	Dec	Jan	Feb	Mar	Apr	May	Jun
LBG	-	0	-	3	-	25		0	-	5	-	0
LBth	9	4	10	26	252	14	94	355	60	53	48	31

Pacific Black Duck *Anas superciliosa* VC.BR.
 1 + 10 ducklings/14 Nov Naas Ck NW of Mt Clear
 (JBo+BL). Urban lakes: numbers similar to last
 year (WBS). LBth: present in small numbers most
 months (WBS). **GBS:** Pattern of observation similar
 to previous years but average number has declined
 drastically (1986-87 A=0.021, 1985-86 A=0.037).
 A=0.008 F=5.7% W=10 R=0.43% G=1.9.



	Jul	Aug	Sep	Oct	Nov	Dec	Jan	Feb	Mar	Apr	May	Jun
LBG	-	49	-	101*	-	138*	-	91	-	147	-	104
LGin	-	17	-	16	-	51*	-	43*	-	27	-	14
LTug	-	21	-	54	-	108	-	87	-	86	-	78
LBth	1	3	4	0	9	0	17	11	2	14	5	17

Mallard *Anas platyrhynchos* BE.
 Numbers lower than last year, few records of single birds
 from all urban lakes, max 7 LBG and 2 LGin/23 Aug (WBS).
 See also Muscovy Duck (below).

Grey Teal *Anas gibberifrons* C.BN.

Urban lakes: Overall numbers lower than last year, different distribution pattern with max Oct - Feb and low numbers before and after that time (WBS). One breeding record: 1Pr + 7 small juv/13 Dec LTug (JH, PV). LBth: higher numbers only during first 6 months, but widely fluctuating with max Sept, Nov. From Jan onwards numbers declining (Water level!) (WBS).

	Jul	Aug	Sep	Oct	Nov	Dec	Jan	Feb	Mar	Apr	May	Jun	
LBG		2	-	34	-	9	-	47	-		12	-	3
LTug	-		4	-	33	-	64*	-	46	-	TY	-	3
LBth	345	145	750	20	1435	425	106	62	120	113	35	64	

Chestnut Teal *Anas castanea* U.V. (urban), MC.BR (other).

Urban lakes: only 2 records: 1/23 Aug LBG, 8/13 Dec LTug (WBS). LBth: lower numbers than last year, most common winter/spring (WBS).

	Jul	Aug	Sep	Oct	Nov	Dec	Jan	Feb	Mar	Apr	May	Jun	
LBth	63	184	210	75	30	2	0	0	5		6	18	93

Australasian Shoveler *Anas rhynchotis* C.V.

Urban lakes: LBG numbers and pattern similar to last year, max Apr (WBS). LBth: much lower numbers than last year, no clear pattern.

	Jul	Aug	Sep	Oct	Nov	Dec	Jan	Feb	Mar	Apr	May	Jun	
LBG	-	2	-	5	-	3	-	39	-	59	-	2	
LTug	-	6	-	4	-	6	-	0	-	2	-	0	
LBth	17	15	34		3	80	21	11	36	149	19	70	40

Pink-eared Duck *Malacorhynchus membranaceus* MC.V.

Urban lakes: LBG present most months, max Oct; one record LTug: 2/18 Oct (WBS). LBth: present most of the year but in much smaller numbers than in last few years, max Nov, Apr (WBS).

	Jul	Aug	Sep	Oct	Nov	Dec	Jan	Feb	Mar	Apr	May	Jun	
LBG	-	1	-	75	-	12	-		9	-	4	-	0
LBth	75	17	200	0	520		168	44	150	100	250	9	0

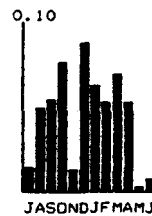
Hardhead *Aythya australis* MC.BV.

Urban lakes: LBG numbers well above those of last year (and comparable with those of earlier years), max Oct - Dec; one record LTug: 1/18 Oct (WBS). LBth: irregular and in low numbers.

	Jul	Aug	Sep	Oct	Nov	Dec	Jan	Feb	Mar	Apr	May	Jun
LBG	-	41	-	90	-	94	-	27	-	37	-	1
LBth	6	2	0	0	0	0	30	15	11	23	8	4

Maned Duck *Chenonetta jubata* VC.BR.

Urban lakes: LBG max Dec (usually Feb/Apr), but figures not necessarily representative of true pattern due to incomplete counts esp. in Feb; LGin max Feb, LTug max Feb/Apr (WBS). LBth: in low numbers, completely absent during breeding season Sep-Dec. **GBS:** Similar pattern of observation to 1986-87, although average number seen 28% less. Breeding record (1): f/5w Oct Holt (GRE). A=0.053 F=15.7% W=37 R=2.06% B=2.1% G=2.6.



	Jul	Aug	Sep	Oct	Nov	Dec	Jan	Feb	Mar	Apr	May	Jun
LBG	-	43	-	206*	-	608*	-	210	-	491	-	17
LGin	-	15	-	21*	-	101*	-	184	-	75	-	46
LTug	-	34	-	39*	-	165*	-	251	-	322	-	16
LBth	6	2	0	0	0	0	30	15	11	23	8	4

Muscovy Duck *Cairina moschata* R.E.

Only known records are a few at Gungahlin cemetery (PV). Not included on Atlas sheet but almost certainly present on other ornamental ponds. Possibly still mistaken for Mallard which is another domestic species but lacks the Warty red face of this species and has many other differences. Both species occur in various colour forms.

Blue-billed Duck *Oxyura australis* R.BV.

Urban lakes: one record 1/27 Mar Sewage Farm (DR). LBth: irregular and in much smaller numbers than in previous years (water level!): 18/20 Sep, 4/21 Feb, 1/22 May (WBS).

Musk Duck *Biziura lobata* C.BR.

Urban lakes: regular only LGin, also breeding there: 1F + 2juv/13 Dec (BDi); very few records from LBG, LTug. LBth: far less common than in previous years, only on Morass (WBS).

	Jul	Aug	Sep	Oct	Nov	Dec	Jan	Feb	Mar	Apr	May	Jun
LBG	-	1	-	0	-	0	-	0	-	0	-	1
LGin	-	4	-	2	-	3*	-	7	-	7	-	8
LTug	-	0	-	0	-	0	-	2	-	0	-	0
LBth	0	0	0	0	0	0	5	4	0	0	1	4

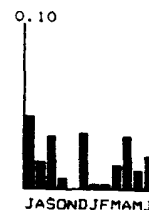
HAWKS AND ALLIES

Osprey *Pandion haliaetus* VR.V.

The Rarities Panel has reviewed a previously accepted March record and now considers its validity not fully established.

Black-shouldered Kite *Elanus notatus* C.BR.

GBS: Similar pattern of observation to 1986-87. Average number seen 33% greater than 1986-87 and with similar increase in distribution and recording rate. A=0.020 F=15.7% W=33 R=1.85% G=1.1.

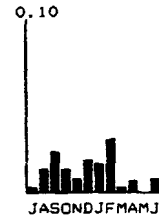


Whistling Kite *Haliastur sphenurus* U.BR.

Addendum: 1/27 Jul 1985 LBGE (PV). 1/23 Aug TharWa (NGi); 2/29 Aug Pt Hut (RBl+SM); 1/5 Sep Blk Mtn (PMi); 2/12-13 Sep Uriarra Xing (BP); 1/27 Sep & 6 Dec Surveyors Hill (NE of Ginninderra Falls) (GE); 1/22 Nov Uriarra Xing (BLi); 1/5 Dec Bulgar Ck Hs Cotter Rd (AHW); 1/4 Feb S of Mt Painter (GC1); 2/8 Feb LBGE (MLi); 1/14 Feb between Hall and Murrumbateman (PV); [1/21 Feb LBth (MD); 1/21 Feb Tuggeranong Hill (PV); 1/6 Mar Black Hill (S of Murrays Corner) (IT); 1/29 May Barton Hwy N of Hall (BA); 2/24-30 Jun Uriarra Xing (DA).

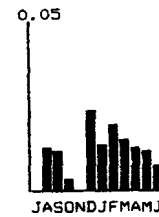
Brown Goshawk *Accipiter fasciatus* C.BR.

Pr fledged 3 chicks Mt Taylor Dec (PV); Pr + 1 dep juv/7 Feb Mulligans Flat (JBo+BL). **GBS:** Average number seen down by one quarter although recorded at more sites. Similar pattern of observation to 1986-87. A=0.014 F=22.9% W=28 R=1.28% G=1.1.



Collared Sparrowhawk *Accipiter cirrhocephalus* U.BR

1 occasionally/Jun LBGE (DR). Pr raised 2 young/Sep-Dec Haig Park, Turner (RM) see CBN14(2): 18-21. **GBS:** Average number seen 14% down on 1986-87 and distribution and recording rate also down. A=0.012 F=14.3% W=26 R=1.14% G=1.0.



Grey Goshawk *Accipiter novaehollandiae* VR.V.

1/2 Mar Kaleen (MC); 1/29 Mar Holt (GE); 1m/27 Jun Giralang (JO); 1/20 Feb Ainslie (MLe).

White-bellied Sea-Eagle *Haliaeetus leucogaster* R.BR.


[Pr/5 Mar Googong Dam (MCa)]; 1/4 Sep LBGE (MLi); 1/5 Sep Blk Mtn (PMi); 2/9 May Uriarra Hs (BLi+FH); 1/16 Jun Googong Dam (PMi); 1/2 Jun S of Angle Xing (NH).

Wedge-tailed Eagle *Aquila audax* MC.BR.

1 occasionally LBth (WBS); 1/19 Jun LTug (WBS); Pr With chick in nest/20 Sep Opposite Forster Hill (nr Kambah Pool) (PV). **GBS:** Normal low recording level (4 records): 1/3W Sep and 1/1W May Farrer (DRe); 1/4 Sep Ainslie (MLe); 1/5w Apr Weston (AHW).

Little Eagle *Hieraaetus morphnoides* MC.BR.

1-2 occasionally LBth (WBS). **GBS:** The higher recording level (1986-87: A=0.004) was sustained again this year (15 records of single birds); there is no seasonal pattern to these records. A=0.005 F=15.7% W=15 R=0.53% G=1.0.



Marsh Harrier *Circus aeruginosus* U.L.BR(?)

AS 5 recs: Sep nr HMAS Harman (GRE); Jan LTug (JAL); 1/Oct Campbell Park (JB); Jan TNR (BMn); Mar LBGE (DR). 1/20 Sep LBth (MLe).

FALCONS

Black Falcon *Falco subniger* R.V.

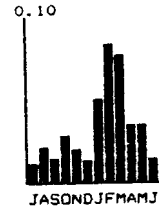
1 (found dead)/16 Mar Canberra Airport (AR). **GBS:** 5 records only, all mid-summer and perhaps all of the same bird: 1/2w and 1/4w Jan Kambah (SW); 1/3w and 1/5w Jan Kambah (PV); 1/5w Jan Ainslie (MLe). A=0.002 F=4.3% W=4 R=0.18% G=1.0.

Peregrine Falcon *Falco peregrinus* MC.BR.

1 ad + 1 juv/7 Feb over Mt Ainslie (MLe); 1 Red Rocks Gorge 7 Dec (PV); 1/13 Mar Ginninderra Park Hs (JBo+BL); 1/22 Nov 19 June LBth (WBS). **GBS:** marked reduction from previous years 3 records only: 1/1w Jan and 1 ad + 1 begging juv/lw Feb Ainslie (MLe); 1/4w Mar Ainslie (MWC).

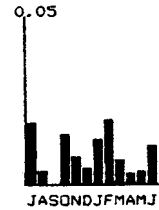
Australian Hobby *Falco longipennis* C.BR.

GBS: Pattern of observation unchanged. Without exception this bird has shown a February peak probably due to fledging of chicks. Only two other species, both migrating honeyeaters are as regular in terms of consistency of peak monthly pattern, over the years. Average number seen 30% higher than 1986-87. A=0.039 F=27.1% W=43 R=3.13% G=1.2.



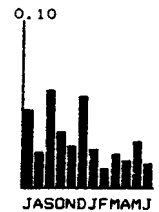
Brown Falcon *Falco berigora* C.BR.

Occasional max 3 LBth (WBS). Records from LTug, LBGE, Top Naas, Orroral Valley, Naas Ck, Mt Clear, Hall, Uriarra, etc (various). **GBS:** Average number seen 10% higher than 1986-87. Typical lack of seasonal pattern to records. A=0.011 F=14.3% W=20 R=0.82% G=1.3.



Australian Kestrel *Falco cenchroides* C.BR.

Occasional max 6 LBth (WBS). **GBS:** A similar pattern of observations to 1986-87, but with a 10% increase in average number and more sites recorded and a more broadly based peak in winter and spring. A=0.033 F=31.4% W=40 R=2.84% G=1.2.



QUAILS

Stubble Quail *Coturnix novaeseelandiae* MC.BR?

Occasional max 3 LBth (WBS); 1-2 occasionally LTug (WBS); 5/21 Sep 1/28 Sep LBGE (DR). **GBS:** 1 record only: 2/4W Oct Chapman (GB).

Brown Quail *Coturnix australis* U.BR?

3/27 Aug LTug (JAL); [1/15 Sep LBGE (DR)]; 5/13 Nov Mt Clear area (IT); 1/17 Jan Cotter Flats (BL+JBo); 5/27 Mar Pt Hut Xing (RA); 4/27 Mar S of Mt Clear (PMi).

BUTTON-QUAIL, RAILS AND WATERHENS

Painted Button-quail *Turnix varia* MC.BR.

AS 13 recs: *Jul Ainslie (BF); 'Jan Mt Majura (BHCP); Jun Mt Franklin (GB). Pr/18 Oct Boboyan Rd (nr Hospital Hill) (BL, LA, JBo); Pr/19 Sep Mulligans Flat (JBo+BL); 1/29 Oct Mt Ainslie (MLe).

Buff-banded Rail *Rallus philippensis* R.BSM?

One record: 1/31 Dec Chisholm (NP).

Lewin's Rail *Rallus pectoralis* R.V?

Two records only: 1/1 Oct to 30 Dec Gung (PF); 2 ad + 1 juv/4-9 Jun TNR (BMn).

Spotless Crake *Porzana tabuensis* R.V?

One record only: 1/June TNR (NR).

Dusky Moorhen *Gallinula tenebrosa* VC.BR.

Urban lakes: pattern largely similar to last year but notable increase Jun LBG, LGIN. Overall numbers higher LGIN and lower LTug than last year (WBS).

	Jul	Aug	Sep	Oct	Nov	Dec	Jan	Feb	Mar	Apr	May	Jun
LBG	-	5	-	27	-	25	-	22	-	22	-	62
LGIN	-	54	-	33	-	19*	-	57	-	53	-	92
LTug	-	0	-	0	-	1	-	3	-	0	-	0

Purple Swamphen *Porphyrio porphyrio* C.BR.


Urban lakes: pattern similar to last year, but less common LTug (WBS).

	Jul	Aug	Sep	Oct	Nov	Dec	Jan	Feb	Mar	Apr	May	Jun
LBG	-	57	-	34*	-	41	-	56	-	83	-	48
LGIN	-	40	-	21	-	23*	-	25	-	47	-	26
LTug	-	6	-	2	-	0	-	2	-	2	-	1

Eurasian Coot *Fulica atra* VC.BR.

Urban lakes: LBG numbers fairly stable over most of the year, but lower than last year (but incomplete counts); LGIN numbers fairly stable and higher than last year; LTug less common than last year (WBS). LBth: lowest numbers since start of WBS.

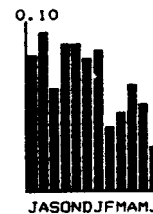
	Jul	Aug	Sep	Oct	Nov	Dec	Jan	Feb	Mar	Apr	May	Jun
LBG	-	314	-	375	-	266	-	222	-	371	-	195
LGIN	-	559	-	408	-	445	-	604	-	652	-	408
LTug	-	6	-	7	-	6	-	9	-	10	-	7
LBth	0	30	34	0	4	8	3	15	0	0	43	2



LAPWINGS, PLOVERS AND DOTTEREL

Masked Lapwing *Vanellus miles* VC.BR.

Urban lakes: similar pattern to last year, max Dec-Feb (WBS). LBth: in smaller numbers than last year, max Dec and Mar (WBS). GBS: Average number seen 34% less than 1986-87 however pattern of observations similar except more recorded Jul-Aug. A=0.076 F=32.9% W=50 R=4.72% G=1.6.



	Jul	Aug	Sep	Oct	Nov	Dec	Jan	Feb	Mar	Apr	May	Jun		
LBG	-	13	-	13	-	26	-	14	-	16	-	8		
LGin	-	6	-	2	-	2	-	7	-	4	-	9		
LTug	-	10	-	6	-	13	-	15	-	6	-	6		
LBth	18	21*	19		7	16	45	23	27	28		22	79	52

Banded Lapwing *Vanellus tricolor* R.BR.

LBth: First year that species was recorded throughout the year, 1 brood Sep (WBS).

	Jul	Aug	Sep	Oct	Nov	Dec	Jan	Feb	Mar	Apr	May	Jun		
LBth	2		6	11*	37	11	14	19	13	11		20	14	6

Lesser Golden Plover *Pluvialis dominica* VR.SV.

LBth: present spring and summer as in previous years (WBS).

	Jul	Aug	Sep	Oct	Nov	Dec	Jan	Feb	Mar	Apr	May	Jun	
LBth	0	0	0		1	29	22	0	18	18	0	0	0

Red-kneed Dotterel *Erythrogonys cinctus* U.SV.

AS 2 recs: 'Jan Pine Ridge and Hawker (NM).

Double-banded Plover *Charadrius bicinctus* MC.WM.

LBth: present over longer period than last year, in Jun single flock of 182 birds (WBS).

	Jul	Aug	Sep	Oct	Nov	Dec	Jan	Feb	Mar	Apr	May	Jun	
LBth	182	20	0	0	0	0	0	1	4		105	75	49

Red-capped Plover *Charadrius ruficapillus* C.BR.

LBth: fluctuating numbers, max Jul and Apr (WBS).

	Jul	Aug	Sep	Oct	Nov	Dec	Jan	Feb	Mar	Apr	May	Jun	
LBth	432	60	85		19	82*	116	108	55	180	353	187	147

Black-fronted Plover *Charadrius melanops* C.BR.

Urban lakes: LTug regular, in larger numbers than last year, max Feb; only one record LBG: 1/18 Oct (WBS).

	Jul	Aug	Sep	Oct	Nov	Dec	Jan	Feb	Mar	Apr	May	Jun
LTug	-	8	-	16	-	21	-	33	-	21	-	15

STILT AND AVOCET

Black-winged Stilt *Himantopus himantopus* MC.SV.

Only LBth: more common than last year with max Oct (WBS).

	Jul	Aug	Sep	Oct	Nov	Dec	Jan	Feb	Mar	Apr	May	Jun
LBth	0	0	37	90	3	3	0	1	5	7	2	0

Red-necked Avocet *Recurvirostra novaehollandiae* R.V.

Only LBth: present in 7 months of the year, most frequent recording since start of WBS, max Oct (WBS).

	Jul	Aug	Sep	Oct	Nov	Dec	Jan	Feb	Mar	Apr	May	Jun
LBth	85	70	0	150	28	30	0	0	1	2	0	0

SANDPIPERS AND ALLIES

Little Curlew *Numenius minutus* VR.SV.

First record since 1982: 3/23 Jan LBth (MLe, PMi).

Common Sandpiper *Tringa hypoleucos* R.SV.

One record: 2/11 Feb LBG, Black Mt Peninsula (CB).

Greenshank *Tringa nebularia* R.V.

One record: 2/22 Nov LBth (PMi).

Marsh Sandpiper *Tringa stagnatilis* R.SV.

First record since 1985: 1/22 Nov LBth (MLe, PMi).

Latham's Snipe *Gallinago hardwickii* C.SV.

Only urban lakes: present Oct - Feb (WBS), max 10/18 Oct LBGW (AEa, MK).

	Jul	Aug	Sep	Oct	Nov	Dec	Jan	Feb	Mar	Apr	May	Jun
LBG	-	0	-	11	-	7	-	1	-	0	-	0
LGIN	-	0	-	1	-	0	-	0	-	0	-	0
LTug	-	0	-	1	-	1	-	1	-	0	-	0


Black-tailed Godwit *Limosa limosa* VR.V.

First record for our area: 2/20 Sep LBth (MLe, AEt, SB).

Sharp-tailed Sandpiper *Calidris acuminata* MC.SV.

One urban lakes record: 11/18 Oct LTug (JH). LBth: highest numbers since 1982/83, max Nov (WBS).

	Jul	Aug	Sep	Oct	Nov	Dec	Jan	Feb	Mar	Apr	May	Jun
LBth	0	16	172	410	735	590	20	0	100	1	24	0



Red-necked Stint *Calidris ruficollis* VR.V. (urban), MC.V (others).

Only LBth: first year with records in all months; highest numbers since WBS began, max Dec/Jan (WBS).

	Jul	Aug	Sep	Oct	Nov	Dec	Jan	Feb	Mar	Apr	May	Jun
LBth	68	1	10	76	130	220	315	38	38	68	6	35

Curlew Sandpiper *Calidris ferruginea* U.V.

Only LBth: in smaller numbers than in previous years, but present in more months than in other years, only absent Mar and May (WBS).


	Jul	Aug	Sep	Oct	Nov	Dec	Jan	Feb	Mar	Apr	May	Jun
LBth	11	3	14	15	4	10	3	4	0	5	0	6

GULL AND TERNS

Silver Gull *Larus novaehollandiae* VC.BR.

Urban lakes: LBG, LGIN numbers well below those of last year, max Oct and Apr. LBth: fairly large number of birds stayed until Oct on their past breeding site but no breeding took place. The

island became accessible to stock and foxes due to the low water level. Otherwise pattern similar to last year (WBS). **GBS:** Average number observed 37% less than 1986-87 and similar reduction in distribution and recording rate. Maximum in colder months as noted in previous years. Note that average group size per record (G=107.8) is by far the highest of any species. A=1.110 F=10.0% W=24 R=1.03% G=107.8.



	Jul	Aug	Sep	Oct	Nov	Dec	Jan	Feb	Mar	Apr	May	Jun
LBG	-	22	-	550	-	412	-	200	-	630	-	9
LGIN	-	?	-	200	-	110	-	150	-	115	-	16
LBth	1000	500	1800	800	250	220	340	135	95	400	255	840


Whiskered Tern *Chlidonias hybrida* U.BV.

Only LBth: Sep - Nov (WBS).

	Jul	Aug	Sep	Oct	Nov	Dec	Jan	Feb	Mar	Apr	May	Jun
LBth	0	0	11	23	7	0	0	0	0	0	0	0

Gull-billed Tern *Gelochelidon nilotica* VR.V.

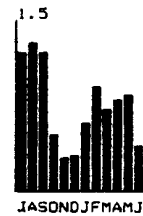
First record since 1985: 1/22 Nov LBth Morass (MD).



PIGEONS

Feral Pigeon *Columba livia* VC.BR/E.

GBS: The average number seen (1986-87: A=1.198), recording rate (1986-87: R=17.85) and the proportion of sites recording the species (1986-87: F=63.3%) has declined. Pattern of observation with summer decline similar to previous years. A=0.871 F=55.7% W=52 R=15.34% G=5.7.



Spotted Turtledove *Streptopelia chinensis* E.

1/23 Aug Tarago (MLe); 1/Jan-Mar Duffy (BP). **GBS:** Perhaps same bird as previous rec by (BP): 2 records only: 1/4w Feb and 1/1w Mar Duffy (MSe).

Barbary Dove *Streptopelia risoria* E.

First record since 1983: 1/6 Oct Pearce (NP).

Peaceful Dove *Geopelia placida* VR.BR (rural), E (urban).

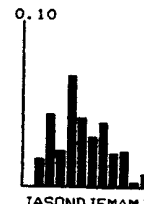
(Addendum: 1/23 May 1983 Parkes ACT (PV)). 1/30 Sep Mulliondale Hs Hall (AB); 1/31 Jan Bibaringa Hs (Cotter Rd) (AHW).

Diamond Dove *Geopelia cuneata* VR.BR (rural), E (urban).

Only one record: 1 juv/29 Oct Evatt (ML).

Common Bronzewing *Phaps chalcoptera* MC.BR.

8/26 Jun Molonglo R NE Mt Stromlo (BL, LA, JBo); 3/28 Sep ANU (MLe). **GBS:** Average number seen 32% greater than 1986-87. Notably present from Aug to Jun in Cook (MBr), with other records for Bruce (3) (MBu), Duffy (1) (MSe), Reid (2) (JCa) and Aranda (1) (DMA). First f/2w Oct Cook (MBr); last f/5W goy Cook (MBr). A=0.029 F=8.6% W=41 R=1.67% B=2.1%



Brush Bronzewing *Phaps elegans* U.BR (Ra).

1/7 Aug Bendora Dam (IT); 2m/26 Jan Bendora Dam (NL); 1/2930 Mar NW of Gundgenby Hs (IC); no numbers/1-4 Feb 11-13 Feb Kangaroo Ck (off Corin Rd) (WO).

rested Pigeon *Ocyphaps lophotes* U.L.BR.

occasional in small numbers Gung (BL); 1-2 occasionally Bibaringa Hs (Cotter Rd) (AHW); 3/18 Dec LGin (BDi). **GBS:** Records (23) continue to increase, nearly triple the number from 1986-87. 40 GBS records at all for prior years. Suburbs include Kambah, Holt and Chapman as for 1986-87, however also 1/1W Jan Hackett (TG). A=0.011 F=7.1% W=22 R=0.82% G=1.3.



Wonga Pigeon *Leucosarcia melanoleuca* U.BR (Ra).

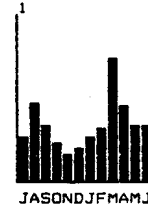
AS 148 recs: forested areas W and S ACT eg Jul Paddys F (GB); Nov Naas Fire Trail (JBo); May Cotter Hut Rd (RA). 1-2/31 Oct Tinderry Ra nr Tinderry Peak (BL); present/4Jul Camel Back Trail (TNR) (COG).

COCKATOOS

Yellow-tailed Black-Cockatoo *Calyptorhynchus funereus* MC.BR.

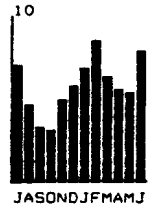
Information derived from special survey of this species. Dates only noted as month. c.15/Nov Booroomba Hs (RMO); 130+/Oct Woods Res (WT); 3/Oct Pt Hut crossing (ERT); 3/Jun Flints crossing (nr TNR) (DLn). **GBS:** 2 records only: 3/1w Nov Kambah (SW); 15/4w Jul Farrer (SCh).

Gang-gang Cockatoo *Callocephalon fimbriatum* C.BR. **GBS:** Average number of birds recorded 16% less than for 1986-87 (A=0.463). A similar pattern of observation to previous years. Appears to have been fewer for 1987 winter than prior and following winter. A=0.387 F=62.9% W=52 R=13.88% G=2.8.

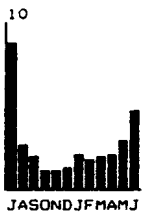


Galah *Cacatua roseicapilla* VC.BR.

GBS: Average number observed marginally greater than 1986-87 (A=6.372); and birds were seen at a higher proportion of sites (1986-87: F=97.5%). The monthly pattern was almost identical to 1985-86 whereas 1986-87 pattern was similar to 1984-85. First n/4w Sep Aranda (DMa); last n/4w Nov Bruce (MBu). First f/3w Oct Aranda (DMa); last f/2W Mar Holt (GRE). A=6.593 F=100.0% W=52 R=75.28% B=22.9% G=8.8.



Sulphur-crested Cockatoo *Cacatua galerita* VC.BR. **GBS:** Average number observed 12% down on 1986-87; pattern of observation unchanged. July peak is just a continuation of June peak from last ABR. Breeding records (2): f/3W Mar Farrer (MSm); f/1w Jun Holt (GRE). A=3.120 F=98.6% W=52 R=52.98% B=4.2% G=5.9.

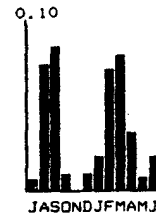


LORIKEETS

Rainbow Lorikeet *Trichoglossus haematodus*

U.BR/PsM?

2/5-15 Aug Weetangera (MF); very unusual breeding rec 2/17 Feb breeding (no details) Aranda Hill (JI). **GBS:** Average number observed 77% higher than for 1986-87, thus becoming the 61st most common species. A=0.039 F=12.9% W=30 R=1.63% G=2.4.



Purple-crowned Lorikeet *Glossopsitta porphyrocephala* SU.

First record for our area (possible escapers.) 2/11 Jun ANU/Turner (PMi).

Little Lorikeet *Glossopsitta pusilla* U.V.

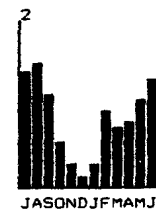
20/4 Jul Cotter Gap (NL); 2/26 Dec Molonglo Gorge (AEa).

GBS: 1 record only: 2/4w Nov Aranda (PMO).

PARROTS

Australian King-Parrot *Alisterus scapularis* C.BR.

GBS: Average number observed has continued the increase evident in recent years (1984-85: A=0.636; 1985-86: A=0.725; 1986-87: A=0.865). Shows typical summer decline in numbers. Breeding record (1): f/lw Aug Farrer (DRe). A=0.967 F=62.9% W=52 R=22.66% B=2.1% G=4.3.



Superb Parrot *Polytelis swainsonii* U.V/E.

AS no records. Regular in small numbers Murrumbateman (BL).

Cockatiel *Nymphicus hollandicus* R.V/E.

1/19 Aug Watson (IT). **GBS:** 2 records: 1/2w Feb Aranda (KHRK); 1/1w Oct Kaleen (MC).

Budgerigar *Melopsittacus undulatus* VR.V./E.

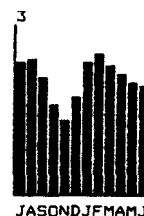
GBS: 6 records of single birds, presumed or known cage or aviary escapers: Melba (MM) (2), Kaleen (MC) and Kambah (PV) and (SW) (3). A=0.002 F=5.7 W=6 R=0.21% G=1.0.

Swift Parrot *Lathamus discolor* U.V.

1/Sep Griffith (RA+BPI); 1/28 Apr CSIRO Blk Mtn (BL); 1/19 Jun Lotus Bay LBG (KH).


Crimson Rosella *Platycercus elegans* VC.BR.

GBS: Average number observed and pattern of observation unchanged from 1986-87. First n/1w Oct Kambah (RB); last n/5w Oct Campbell (CR). First f/3w Dec Cook (BD); last f/3w Jan Cook (BD).
A=2.348 F=98.6% W=52 R=70.74% B=12.5% G=3.3.



Eastern Rosella *Platycercus eximius* VC.BR.

GBS: The average number seen has stabilised, after falling, in recent years (1985-86: A=1.612; 1986-87: A=1.492). Seasonal pattern as usual with spring and autumn decline. First f/2w Oct Chapman (GB); last f/4w Jan Kambah (PV) and Cook (BD).
A=1.499 F=94.3% W=52 R=56.00% B=8.3% G=2.7.



Pale-headed Rosella *Platycercus adscitus* E.

First record since 1961: 1/14 Dec Phillip (NP).

Mallee Ringneck *Barnardius barnardi* E.

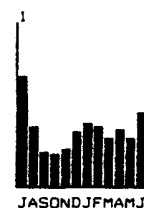
GBS: (7 records of a single bird, presumably an escaper, Jul to Aug Holt (DC).] This individual was invariably in the company of a Port Lincoln Ringneck and they appeared to be courting. A=0.002 **F=1.4%** W=7 R=0.25% G=1.0.

Port Lincoln Ringneck *Barnardius zonarius* E.

1/3 Oct Chapman (LK). **GBS:** [7 records of a single bird, presumably an escaper, see above species notes, Jul to Aug Holt (DC).] A=0.002 **F=1.4%** W=7 R=0.25% G=1.0.

Red-rumped Parrot *Psephotus haematonotus* C.BR. **GBS:**

The average number seen continues to fall, with a 26% decline, confirming a trend in recent years (1984-85: A=0.675; 1985-86: A=0.624; 1986-87: A=0.529) the seasonal pattern is similar to 1986-87. Breeding record (1): f/4w Sep Hughes (IA). A=0.394 F=38.6% W=52 R=9.41% B=2.1% G=4.2.



Turquoise Parrot *Neophema pulchella* SU.

New ACT record: 1 imm/20 Feb Tallaganda SF nr Hoskinstown (RA); 1/23-24 Jan Swamp Ck (GC).

Lovebird sp *Agapornis* sp. E.

Records so far appear to be mostly of Peachface Lovebird *Agapornis roseicollis*, the most common one but there are likely to be others. At least three other species are kept in captivity but less commonly. 1/3w Sep Deakin (AN); 2/16 Jan 3km SE Qbn in bushland (RA). 1/4 Apr Spence (found injured) (NP): The description of this specimen was most suggestive of Fischer's Lovebird *A. fischeri* but it died and was disposed of without confirmation.

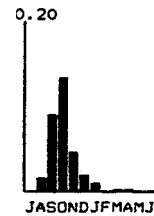
Rose-ringed Parakeet *Psittacula krameri* E.

1/5 Dec Campbell (FW); 1/6 Feb-6 Mar Griffith (NP); 1/5 Mar-3 Apr Lyons (GT). **GBS:** [1/2w Dec O'Connor (JV).]

CUCKOOS

Pallid Cuckoo *Cuculus pallidus* C.BSM.

GBS: Recovery in average numbers seen with a 256% increase compared with 1986-87 (A=0.009) but still half as numerous as 1985-86 (A=0.061). Seasonal pattern unchanged. First record: 1/2w Aug Fraser (JP); last record: 1/3W Apr Yarralumla (RCC). A=0.032 F=32.9% W=23 R=3.09% G=1.0.

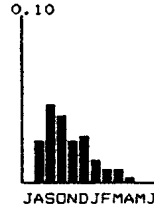


Brush Cuckoo *Cuculus variolosus* U.BSM.

1/15 Nov 10km SE Yaouk (BL + JBo); 1/6 Dec Kambah Pool (JBo). **GBS:** 1 record: 1/1W Jan Chapman (GB).

Fan-tailed Cuckoo *Cuculus pyrrhophanus* C.BSM. **GBS:**

Average number seen marginally lower than 1986-87 (A=0.022); typical pattern of observations. First record: 1/1w Aug Chapman (JAH); last record: 1/2w Apr Chapman (JAH). Breeding record (1): f/2w Jan Hughes (DJ). A=0.018 F=18.6% W=30 R=1.81% B=2.1% G=1.0.

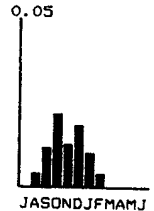


Black-eared Cuckoo *Chrysococcyx osculans* VR.V.

Fourth record ever: 1/27 Sep Brooklands Hs (NE Ginninderra Falls) (GE).

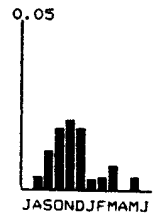
Horsfield's Bronze-Cuckoo *Chrysococcyx basalis* C.BSM.

GBS: Normal pattern of observation with average number 60% more than 1986-87 and recorded more often, at more sites and on 78% more weeks. First record: 1/4w Aug Aranda (PM0); last record: 1/2 Feb Hughes (IA). A=0.008 F=10.0% W=16 R=0.78% G=1.0.



Shining Bronze-Cuckoo *Chrysococcyx lucidus* C.BSM.

GBS: Average number seen increased by 29% and pattern of observation unchanged. First record: 1/2W Aug Melba (MM); last record: 1/3 May Chapman (JAH). Breeding record (1): f/2w Dec Hughes (IA). A=0.009 F=12.9% W=18 R=0.82% B=2.1% G=1.1.




OWLS

Powerful Owl *Ninox strenua* U.BR (Ra).

Apparent breeding record Ad + Juv/11 Dec TNR (DF & NR) (see CBN 14(2):21-24). AS 8 recs: montane forest eg Aug Aggie Gap (BLi); 'Dec TNR (BLa); 4Feb TNR (BMn).

Southern Boobook *Ninox novaeseelandiae* C.BR?

AS 131 recs: widespread including suburban Canberra e Aug Naas Fire Trail (IT); Nov Boboyan Rd (GD); Dec Mt Clear (JH); NOV4 Ainslie (BF); Jan ANU (PMi). **GBS:** Average number is 50% higher than 1986-87 but seasonal pattern is very similar. Is this pattern a reflection of actual numbers present or increased calling in spring and autumn? 101 records of single birds, 6 records of pairs and one record of four/2W May Cook (BD). A=0.042 F=27.1% W=40 R=3.84% G=1.1.



Barn Owl *Tyto alba* MC/I.BR?

AS 4 recs: Jan LBGE (DR); Jan ANU (MLe); Oct4 LBGE (MF); Feb O'Connor (HN). 1 injured bird received by Wildlife Foundation during the year; 1/9 Sep CSIRO Blk Mtn (Various); 1 (carcass)/9 Sep LBGE (DR).

FROGMOUTH AND ALLIES

Tawny Frogmouth *Podargus strigoides* MC.BR (Ra) U.BR (urban).

AS 37 recs: widespread including suburban Canberra eg Aug Gung (PF); Nov Mt Franklin (NR); Apr NBG (JBi). 4 injured birds received by Wildlife Foundation during the year. **GBS:** 4 records of single birds at only one site: 1/4w Nov, 1/2w, 1/3w & 1/4w Dec Ainslie (BF).

Australian Owlet-nightjar *Aegotheles cristatus* MC.BR.

AS 8 recs: eg Jan Kambah Pool (PV); Mar TNR (BMn); Jun Middle Creek (IC). **GBS:** 3 records of single birds at only one site. 1/4w Feb, 1/1w & 1/4w Mar Ainslie (BF).

SWIFTS

White-throated Needletail *Hirundapus caudacutus* C.SV.
 Displaying group (?)/28 Feb Tuggeranong Hill (PV)
 (see CBN 13:130-131). **GBS:** Dramatic increase of
 338% in numbers recorded from 1986-87. More than
 for any prior year. First record: 14/4W Nov
 (early) Aranda (PMO); last record: 2/4W May (very
 late) Kambah (SW); largest flocks: 100/5w Jan
 Kambah (PV), 100/1w Mar Kambah (RB), several other
 records probably include part of this flock and the
 following species which was part mixed in the same
 group. A=0.289 F=28.6% W=14 R=1.56% G=18.5.



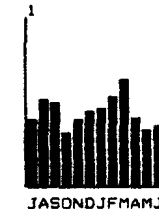
Fork-tailed Swift *Apus pacificus* R.SV.

Recorded in far greater numbers this year than for any prior
 year for which COG ABR records exist. Note that this rare
 species associates with the prior one which also occurred
 exceptionally large numbers this year. 4/2 Dec ANU (PMi);
 15/31 Jan Bibaringa Hs (Cotter Rd) (AHW); 5/7 Feb Mulligans
 Flat (JBo+BL); 8/11 Mar CSIRO Blk Mtn (BL). **GBS:** 5 records
 (see comment for above species): 20/5w Jan Kambah (PV);
 50/1w Feb Kambah (SW); 55/1w Feb Ainslie (MWC); 1/1w Feb
 Ainslie (MLe); 3/1w Feb Aranda (PMO). A=0.046 F=7.1% W=2
 R=0.18% G=25.6.

KINGFISHERS, BEE EATER AND DOLLAR BIRD



Laughing Kookaburra *Dacelo novaeguineae* VC.BR.

GBS: Average number observed increased by 16%.
 Pattern of observation unchanged. Breeding record
 (1): f/4w Nov CCAE (KH). A=0.501 F=81.4% W=52
 R=26.21% B=2.1% G=1.9.




Sacred Kingfisher *Halcyon sancta* C.BSM.

GBS: Average number seen 17% lower than 1986-87
 with no obvious spring peak. First record: 1/4w
 Sep Ainslie (BF); last record: 1/1w Mar Weetangera
 (NG). A=0.010 F=15.7% W=19 R=0.89% G=1.1.



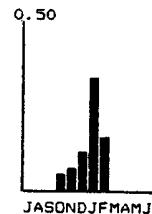
Rainbow Bee-eater *Merops ornatus* MC.BSM.

Pr/21 Oct + n With eggs railway embankment Tralee Hs (BL+JBo); Pr + 4juv/9 Feb Mt Ainslie (MLe); c.40/19 Mar Lanyon Hs (GC1). **GBS:** Average number seen 58% less than 1986-87 and only recorded in much fewer sites and Weeks in only three months. First record 30/3w Sep Kaleen (MC); last record: 25/1w Mar Chapman (JAH). A=0.020 F=4.3% W=3 R=0.11% G=18.2.



Dollarbird *Eurystomus orientalis* C.BSM.

GBS: Average number seen and pattern of observations similar to 1986-87. First record: 1/2W Sep Aranda (PMO); last record: 1/4w Feb Yarralumla (RCC). Breeding record (2): first f/1w Jan Aranda (KHRK) and Aranda (DMA); last f/2w Jan Aranda (KHRK). A=0.071 F=45.7% W=22 R=4.51% B=4.2% G=1.6.



LYREBIRD

Superb Lyrebird *Menura novaehollandiae* MC.BR (Ra).

AS 293 recs: montane forests and woodlands W and S ACT eg Jul TNR (BMn); NOV4 Uriarra Xing (BF); May Shanahans Mt (BL); /Jun Naas Ck (various). Many/4 Jul Camel Back Trail (TNR) (COG); 1M/19 Jul Mt Tennent (BL).

LARKS

Singing Bushlark *Mirafra javanica* U.BR.

[Regular max 3 Oct-Feb LTug (WBS)]; [3/13 Dec LGin (BDi)].


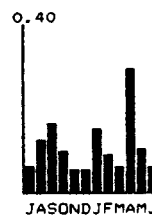
Skylark *Alauda arvensis* C.BR.

Regular in large numbers max 95 LBth (WBS); regular max 46 LTug (WBS). **GBS:** 12 records in spring and summer from only two sites: 1/2w Nov and 1/1w Dec Mitchell (GR); 1/2W Sep to 1/2w Jan Florey (JJS). A=0.004 F=2.9% W=12 R=0.43% G=1.0.

SWALLOW AND MARTINS


Welcome Swallow *Hirundo neoxena* VC.BSM/BR.

GBS: Average number seen and seasonal variation similar to 1986-87 (A=0.147) except spring summer maximum is minor, typical winter reduction, otherwise irregular in seasonal pattern. A=0.134 F=38.6% W=51 R=5.61% G=2.4.



Tree Martin *Cecropis nigricans* C.BSM.

GBS: Average numbers 109% higher this year than 1986-87 ;A=0.011) but only half of 1985-86 (A=0.045). Recorded through spring and summer. First record: 1/3w Sep Kaleen (MC); last record: 2/2w Feb Kambah (SW). A=0.023 F=7.1% W=17 R=0.67% G=3.4.



Fairy Martin *Cecropis ariel* C.BSM/PsM (urban).

Regular (colony in culvert) max 54 LTug (WBS); 22/20 Feb LGin (BDi). **GBS:** Average number seen 50% down on 1986-87 and restricted to three spring months. First record: 1/3w Sep Mitchell (GR); last record: 5/3w Nov Hughes (IA). A=0.004 F=2.9% W=5 R=0.18% G=2.2.

PIPIT

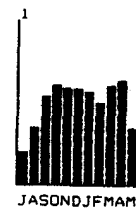
Richard's Pipit *Anthus novaeseelandiae* C.BR.

Regular in small numbers max 30 LBth (WBS); regular max 21 LTug (WBS). **GBS:** Low average number and recording rate this year. 75% decline on 1986-87 which was reduced from 1985-86 (A=0.016). Although this may be influenced by the few observers near grassland, it suggests a loss of suitable grass habitat in urban Canberra. Recorded only from Oct to Jan. A=0.004 F=5.7% W=7 R=0.25% G=1.6.

CUCKOOSHRIKES AND ALLIES

Black-faced Cuckoo-shrike *Coracina novaehollandiae* C.BSM/BR.

GBS: Average number seen was 7% less than 1986-87 and seasonal pattern unchanged. First f/3w Oct Aranda (KHRK); last f/5w Jan Aranda (PMO); n/2w Nov Chapman (GB). A=0.550 F=91.4% W=52 R=33.95% B=10.4% G=1.6.



White-bellied Cuckoo-shrike *Coracina papuensis* R.V.


1/30 Aug 4.5km NE Sutton (MC); 1/8 Sep Gung (MC); 1 (dark phase)/5 Oct Campbell Park (MLe).

Cicadabird *Coracina tenuirostris* U.BSM (Ra).

AS 11 recs: mainly NW ACT and TNR e Nov NBG (JHn); Jan TNR (BM); Jan Blundells Flat (AHW); /Mar Warks Rd (JBo).

White-winged Triller *Lalage sueurii* C.BSM.


GBS: Average number seen has recovered marginally with a 82% increase, reversing the trend of declining numbers over recent years, seasonal pattern unchanged. First record: 1/lw Sep Hughes (IA); last record: 1/4w Feb Hughes (IA). Breeding record (1): f/2w Dec Hughes (IA). A=0.020 F=8.6% W=20 R=1.03% B=2.1% G=1.9.




THRUSHES, FLYCATCHERS AND ALLIES

White's Thrush *Zoothera dauma* U.BR/PM (Ra) U.WM (urban).
 AS 27 recs: eg Jul TNR (BMn); Jun Smokers Trail (IT).
 1/2 Nov Greenleigh Estate Qbn (NP); present/4 Jul Camel Back
 Trail (TNR) (COG).

Blackbird *Turdus merula* VC.BR (urban), U.BR (Ra).
GBS: Average number seen similar to 1986-87.
 First n/1w Sep Weston (AHW); last n/2w Jan Watson
 (BHCP) and Deakin (PM). First f/1w Oct Holt (GRE);
 last f/5w Jan Kaleen (MC). A=1.765 F=91.4% W=52
 R=72.37% B=35.4% G=2.4.

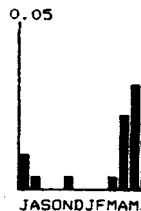


Rose Robin *Petroica rosea* C.BSM (Ra), O.V. (urban)
 Family party/16 Jan Mt Ginini (COG); 1m/29 Aug Mt
 Ainslie (MLe). **GBS:** Typical spring and autumn
 observation pattern maintained but great increase
 in records this year. A=0.009 F=11.4% W=18 R=0.82%
 G=1.1.

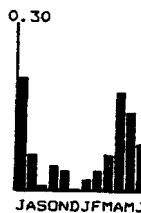


Pink Robin *Petroica rodinogaster* U.WM.
 1/21 May Bendora Dam Rd (DH). **GBS:** 1 record only: 1/3W
 Jul Aranda (PMO).

Flame Robin *Petroica phoenicea* MC.BSM (Ra), MC.WM
 (other).
 Regular max 7/Jun-Aug LBGE (DR). **GBS:** Average
 number seen 40% less than 1986-87. The typical
 pattern of autumn and winter maximum in
 observations maintained. A=0.009 F=11.4% W=14
 R=6.64% G=1.4.



Scarlet Robin *Petroica multicolor* C.BR (Ra),
 MC.WM (urban).
GBS: Same pattern of observations and numbers,
 showing autumn and winter maximum; with records in
 all months for the second year in succession.
 A=0.085 F=41.4% W=43 R=5.68% G=1.5.



Red-capped Robin *Petroica goodenovii* R.BR.
 1 imm/29 Aug Lanyon Hs (JAL); 1m/14 Sep Gung (MC); 1m/20 Sep
 Yarralumla (MLe): Pr/1 May 23 Jun Stromlo Forest (edge)
 (ERT); 1 fem/28 Feb One Tree Hill (NE of Hall) (BL+PMM).



Hooded Robin *Melanodryas cucullata* U.BR (rural).

AS 84 recs: widespread in dry woodlands eg Jul Ingledene (JAH); Apr Naas (MBr); Jun One Tree Hill (PMM). Regular in small numbers (bred) Mulligans Flat (JBo+BL); Regular 1 or 2 Tuggeranong Hill (PV); 2/11+26 Jul E of Theodore (BG); 2m, ifem/no date Fraser (PMM); 3/22 Nov ACT/NSW border on Monaro Hwy (DF); 1/15 Mar Apollo Rd (Honeysuckle Ck) (DP); 1 fem/16 Aug nr Shannons Flat (BL+AHW); limm/2 Jan, 9 Feb limm/fem/3Apr Mt Ainslie (MLe). **GBS:** 1 record only: 1/2w Apr Campbell (CR).

Eastern Yellow Robin *Eopsaltria australis* C.BR (Ra).

AS 515 recs: open to closed forests throughout ACT, few suburban sightings eg Jul Paddys R (GB); Sep Pine Is (BP); Oct Aranda (MBr); Jan Gilmore (BG); Mar NBG(BLi). 1/18 Oct LGin, first there for some years (BA). For the first time no GBS records for the year.

Jacky Winter *Microeca leucophaea* U.BR/M?

AS 34 recs: open woodlands eg 'Aug Mt Ainslie (MLe); Oct KoWen Forest (BP); Jun One Tree Hill (PMM). 1/31 Aug Castle Hill (BLi); 1/26 Jun Molonglo R NE of Mt Stromlo (LA, JBo & BL).

Crested Shrike-tit *Falcunculus frontatus* U.BR (Ra).


AS 58 recs: mainly S and W ACT including 5 suburban obs eg Jul Smokers Gap (RB1); Nov Boboyan Rd (JBo); Nov MtA (MLe); May Duffy (BP). Present/19 Nov Campbell Park (COG).

Olive Whistler *Pachycephala olivacea* U.BR {Ra).

AS 52 recs: eg *Jul Mt Franklin Rd (ML); Dec Ginini Flat (JBo); 'Jun Boboyan Rd (BMi). 1m/6 Jul Cotter Gap area (NL); present in small numbers/16 Jan Mt Ginini (COG).

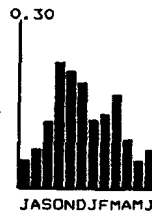
Golden Whistler *Pachycephala pectoralis* C.BSM/0.30 (Ra), MC.WV (urban).

GBS: Pattern of observations unchanged: recorded in all months (but not all weeks as happened in 1986-87) of the year. Average number declined 16% from high of 1986-87. A=0.142 F=48.6% W=48 R=12.22% G=1.2.



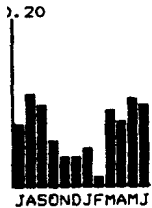
Rufous Whistler *Pachycephala rufiventris* C.BSM/0.

GBS: Average number seen has declined 16% after high in 1986-87 (A=0.172); spring and autumn peak in observations with marked summer dip maintained. A=0.144 F=61.4% W=52 R=12.25% G=1.2.



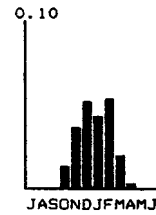
Grey Shrike-thrush *Colluricincla harmonica* MC.BR.

GBS: Average number seen and the pattern of observations unchanged. A=0.081 F=41.4% W=51 R=7.35% G=1.1.




Black-faced Monarch *Monarcha melanopsis* R.V.
 One record only: 1 imm/28 Feb NBG (PRe).

Leaden Flycatcher *Myiagra rubecula* C.BSM.
 Timm, 1 fem/10 Apr Mt Ainslie (MLe). **GBS:** Average number seen 59% less than the high (A=0.049) levels of 1986-87, returning to more typical levels of recent years. First record: 1/2w Oct Kaleen (MC); last record: 1/1w Apr Scullin (NWG). A=0.020 F=20.0% W=22 R=1.53% G=1.3.



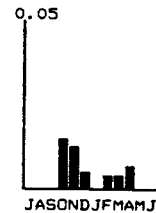
Satin Flycatcher *Myiagra cyanoleuca* U.BSM (Ra), MC.PsM (urban).
 1m + 1 dep juv/14 Nov Naas R fire trail nr Horse Gully Hut (LA, JBo, BL); 1m/19 Oct, 25 Oct Ainslie (MLe). **GBS:** Average number seen typical of recent years. First record: 1/1w Oct Weetangera (DW); last record: 1/4w Dec Aranda (PMO). A=0.009 F=10.0% W=13 R=0.75% G=1.2.



Restless Flycatcher *Myiagra inquieta* U.BM/PM.
 3/16 Aug Shannons Flat (BL+AHW). **GBS:** 5 records only, about half of 1986-87: 1/4w Mar Chapman (JAH); 1/4w Mar and 1/2w Jun Kambah (RB); 1/4w Jun Holt (GRE); 1/3w Jun O'Connor (JV). A=0.002 F=5.7% W=4 R=0.18% G=1.1.

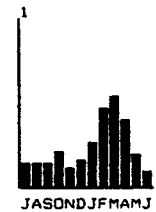
Rufous Fantail *Rhipidura rufifrons* C.BSM (Ra), U.PsM (urban).

1/29 Nov Mt Ainslie (MLe). **GBS:** The bi-modal pattern of spring and autumn records was evident again this year. First rec: 1/4W Oct (at 3 sites); last rec: 2/2W Apr Melba (MM). Double the numbers of 1986-87. A=0.005 F=12.9% W=9 R=0.43% G=1.2.

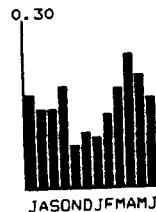


Grey Fantail *Rhipidura fuliginosa* VC.BSM (Ra), 0. (urban).

GBS: Typical pattern of observations with autumn peak. Back to normal average number after 1986-87 high (A=0.323). Breeding record (1): f/4w Nov Hughes (IA). A=0.284 F=75.7% W=52 R=18.71% B=2.1% G=1.5.



Willie Wagtail *Rhipidura leucophrys* VC.BR/PM. **GBS:** Although the seasonal variation within years shows no clear pattern, the average number seen this year confirms a decline evident in recent years (1984-85: A=0.343; 1985-86: A=0.302; 1986-87: A=0.226). A=0.178 F=75.7% W=52 R=15.16% G=1.2.



G=1.2.



WHIPBIRD AND QUAIL-THRUSH

Eastern Whipbird *Psophodes olivaceus* U.BR (Ra).

AS 42 recs: Wetter sites W and S ACT. eg Jul Bendora Dam (IT); Oct Kangaroo Ck (MLi); Jan Condor Ck (BP); 4May Corin Rd (ET).

Spotted Quail-thrush *Cinclosoma punctatum* U.BR.

AS 90 recs: Dry forests and woodlands eg 'Jul Mt Franklin (BLi); /Nov Mt Clear (JH); Jan Smokers Trail (JBi). 1m/17 Jan NW Coronet Peak (JBo+BL); 1m/9 May base Shanahans Mtn (LA+BL).

OLD WORLD WARBLERS

Clamorous Reed-Warbler *Acrocephalus stentoreus* C.BSM.

Regular in small numbers max 10 LTug (WBS); 1 in full song/1 May LBG (MLE). **GBS:** 2 records only: 1/3w and 1/4w Jan Weston (BL).


Little Grassbird *Megalurus gramineus* MC.BR.

AS 59 recs: swamp margins eg NOV LBGE (DR); Apr Nursery Creek (BL). 1-2 regularly Gung (PF, BL); regular in small numbers LGin (BA, BDi).

Golden-headed Cisticola *Cisticola exilis* MC.BR.

AS 109 recs: moist grasslands near swamps and drainage lines eg Jul LBGE (DR); Oct Point Hut (JAH); 'May LGin (BA); 'Jun Gung (PF). Regular max 32 LTug (WBS). 1/20 Feb LGin (BA) 3/13 Dec LGin (BDi).

Rufous Songlark *Cinclorhamphus mathewsi* C.BSM. **GBS:** Average number more than trebled 1986-87 but less than observations, recorded from Sep to Dec. All records from one site: First record: 3/3w Sep, last record: 2/3w Dec Fraser (JP). A=0.010 F=1.4% W=14 R=0.50% G=2.0.



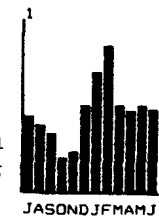
Brown Songlark *Cinclorhamphus cruralis* I.BSM.

1/8 Nov Uriarra Rd nr Uriarra Hs (IT); 2/31 Oct Bibaringa Hs (Cotter Rd) (AHW); Pr/8 Nov nr Ginninderra Park Hs (BL+JBo); 2/19 Jun LBth West (RB+JV).

WRENS, THORNBILLS AND ALLIES

Superb Fairy-wren *Malurus cyaneus* VC.BR.

GBS: The average number and the pattern of observations similar to previous years but with obvious summer peak. A=0.531 F=62.9% W=52 R=18.43% G=2.9.

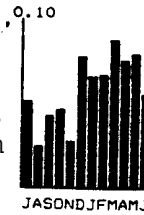


Pilotbird *Pycnoptilus floccosus* U.BR (Ra).

AS 39 recs: lower altitude forests W and S ACT eg Jul Bendora Dam (IT); Dec New Chums Rd (BLi); Mar Kangaroo Ck (WO); May Cotter R (BP). 1/16 Jan Mt Ginini (COG).

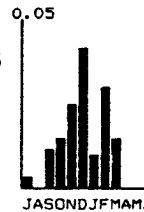
White-browed Scrubwren *Sericornis frontalis* C.BR. (Ra), U.BR (urban).

GBS: Average number seen 15% less than 1986-87 (A=0.079). The pattern of observations changes each year but this year showed a distinct maximum during the summer and autumn months. A=0.067 F=14.3% W=52 R=4.00% G=1.6.



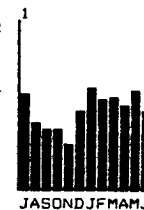
Chestnut-rumped Hylacola *Sericornis pyrrhopygius* R.V.
First rec since 1975: 2/3 Apr Mundoonen NR (LA+JB0).

Speckled Warbler *Sericornis sagittatus* MC.BR. **GBS:** A (A=0.014). The pattern of observations show spring and autumn peaks as usual. Breeding record (1): f/1w Dec Hughes (IA). A=0.014 F=7.1% W=17 R=0.78% B=2.1% G=1.8.



Weebill *Smicrornis brevirostris* C.BR

GBS: The average number seen shows an increase again this year (1984-85: A=0.323; 1985-86: A=0.426; 1986-87: A=0.474). First n/3w Jul Kambah (PV) but nest was unsuccessful, last n/2w Nov Farrer (SCh); f/4w Aug Page (BA). A=0.539 F=50.0% W=52 R=20.77% B=6.3% G=2.6.

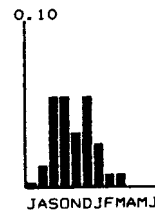


Western Gerygone *Gerygone fusca* U.BSM/PM.

6/2 Apr Mt Ainslie (MLe). **GBS:** 6 records of single birds only: first record: 1/3w Feb Holt (DC); last record: 1/5w Apr Holt (DC). A=0.002 F=2.9% W=6 R=0.25% G=1.0.

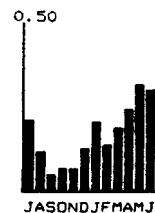
White-throated Gerygone *Gerygone olivacea* C.BSM.

GBS: The average number seen shows a 43% decline on the high 1986-87 figures (A=0.042) but recorded in more months and showing the usual spring-summer peak. First records: 1/2w Jul Hughes (IA) and Kambah (RA); last records: 1/1w Mar Hughes (IA) and Holt (DC). A=0.024 F=18.6% W=29 R=2.34% G=1.0.

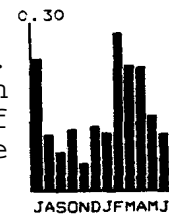


Brown Thornbill *Acanthiza pusilla* C.BR.

GBS: The average number seen has stabilised this year, halting the strongly rising trend of recent years (1986-87: A=0.199). Seasonal pattern showed spring decline again. A=0.192 F=28.6% W=52 R=9.30% G=2.1.




Buff-rumped Thornbill *Acanthiza reguloides* MC.BR.
GBS: The average number seen is 16% less than 1986-87, the July peak is just a continuation of June 1987 high. Autumn peak this year, unlike prior years. A=0.168 F=24.3% W=49 R=3.69% G=4.6.



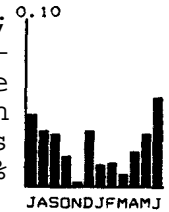
Yellow-rumped Thornbill *Acanthiza chrysorrhoa* C.BR.

GBS: The average number seen had a 20% increase. The pattern of observation is similar to previous years. First n/lw Jul Farrer (SCh); last n/lw Dec Farrer (SCh). First f/2w Sep Kambah (RB); last f/2w Dec Page (BA). A=1.544 F=85.7% W=52 R=34.52% 3=14.6% G=4.5.



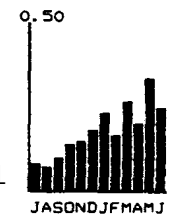
Yellow Thornbill *Acanthiza nana* U.BR.

c.6-8/21 Feb ACT/NSW border on Kings Hwy (BL+AHW); c.5-6/28 Feb One Tree Hill (NE Hall) (BL+PMM); c.6-8/21 Mar Cotter Res (BL); c.4-5/25 Apr opposite Mulligans Flat (BL+JBo). **GBS:** Average number seen had 21% increase and pattern of observations similar to 1986-87. A=0.029 F=7.1% W=37 R=1.49% G=1.9.



Striated Thornbill *Acanthiza lineata* C.BR.

GBS: The average number seen this year is 28% less than 1986-87. Species shows increases and declines in numbers but not in a regular annual pattern. Breeding record (1): First n/2w Jan Kambah (SW); last n/4w Jan Kambah (SW). A=0.208 F=40.0% W=51 R=6.36% B=2.1% G=3.3.




Southern Whiteface *Aphelocephala leucopsis* U.BR.

3/16 Aug Shannons Flat (BL+AHW); 2/21 Feb ACT/NSW border on Kings Hwy (BL+AHW); c.10-12/28 Feb One Tree Hill (BL+PMM); 1/20 Mar Top Naas (BL); 1/22 May LBth (MD).

SITTELLA AND TREECREEPERS

Varied Sittella *Daphoenositta chrysoptera* MC.BR.


GBS: Numbers recorded are very similar to last two years and now 56% as many recorded as 1984-85 (A=0.119). No clear pattern of seasonal results as in prior years. A=0.067 F=11.4% W=29 R=1.38% G=4.9.



White-throated Treecreeper *Climacteris leucophaea*

C.BR.

GBS: The average number seen continues a rising trend evident in recent years (1986-87: A=0.065). The pattern of observations again shows a higher recording level in summer months. A=0.081 F=28.6%
Canberra Bird Notes 14(3) 78 September 1989




Yellow-faced Honeyeater *Lichenostomus chrysops*
C.BSM(Ra); VC.PsM(urban).

GBS: The average number seen has increased 26% to a level considerably higher than that typical of recent years. The pattern of observations shows the usual April peak that corresponds with the migration through suburban Canberra. A=4.337 F=94.3% W=52 R=32.10% G=13.5.



White-eared Honeyeater *Lichenostomus leucotis*
C.BSM (Ra), C.WM (urban).

GBS: The average number seen continues the increase evident in recent years (1986-87: A=0.104). The pattern of observation shows the usual low recording level during the summer months. A=0.137 F=62.9% W=40 R=10.23% G=1.3.




Yellow-tufted Honeyeater *Lichenostomus melanops* R.BSM.

AS 11 recs: eg Ingledene (JAH); Aug Naas Ck Trail (ET); Mar Rocky Xing (IT). **GBS:** 2 records only: 1/3w Jul Holt (GRE); 5/2w May Macgregor (RMO). A=0.002 F=2.9% W=2 R=0.07%.

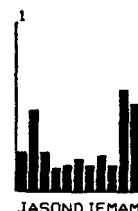
Fuscous Honeyeater *Lichenostomus fuscus* MC.BSM (Ra), MC.PsM (urban).

GBS: The average number recorded shows a marked increase (188%) over 1986-87 levels. The pattern of observations shows the usual low recording level during the summer months when the AS shows the birds are common in open southern ACT. A=0.294 F=45.7% W=34 R=7.74% G=3.8.



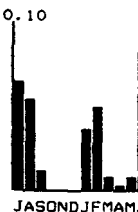
White-plumed Honeyeater *Lichenostomus penicillatus*
MC.BR.

GBS: The average number recorded is higher than the two previous years (1985-86: A=0.214; 1986-87: A=0.181) showing the usual pattern of slightly higher numbers in cooler months. Breeding record (1): first f/1w Jan Holt (GRE); last f/1w Mar Holt (GRE). A=0.313 F=68.6% W=52 R=11.47% B=2.1% G=2.7.



Brown-headed Honeyeater *Meliphreptus brevirostris*
MC.BR (open forest), U.V. (urban).

Pr + 2 dep juv/19 Dec Mt Ainslie (MLE); Pr feeding juv Pallid Cuckoo/2 Jan Mt Ainslie (MLE). **GBS:** The average number recorded is 51% less than for 1986-87 (A=0.061). The pattern of observation is very irregular but with slight increase during cooler months similar to previous years. A=0.030



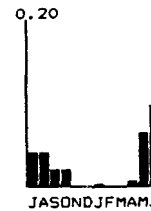
White-naped Honeyeater *Melithreptus lunatus* C.BSM (Ra), C.PSM (urban).

Pr + 3 dep juv/20 Sep Mt Wanniasa (BL). **GBS:** A 28% increase in average numbers recorded. Normal absence during the summer months; a typical peak in observations for April corresponding With migration through suburban Canberra. A=1.549 F=74.3% W=35 R=12.96% G=12.0.




Crescent Honeyeater *Phylidonyris pyrrhoptera* MC.BR (Ra), MC.WM (urban).

GBS: The average number recorded maintains the higher 1985-86 and 1986-87 levels. Pattern of observation of predominantly winter records unchanged. A=0.027 F=10.0% W=29 R=1.92% G=1.4.



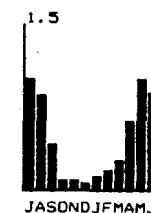
New Holland Honeyeater *Phylidonyris novaehollandiae* C.BR.

GBS: The average number recorded shows a significant decline this year to one tenth of the 1986-87 level (A=0.039) continuing the decline of recent years and now only 3% of 1984-85 levels (A=0.106). Insufficient records to show a characteristic seasonal pattern of observations. A=0.004 F=4.3% W=6 R=0.21% G=1.9.



Eastern Spinebill *Acanthorhynchus tenuirostris* C.BR (Ra), C.WM (urban).

GBS: The average number recorded shows a 45% increase on the 1986-87 level (A=0.378). No change in the pattern of observations, being mainly recorded in cooler months. A=0.548 F=90.0% W=52 R=31.14% G=1.8.



Scarlet Honeyeater *Myzomela sanguinolenta* SU.

First records since 1983: 1/4 Oct Bruce (MBu); 1m/30 Sep and 1mm m/4 Oct Ainslie (MWC).

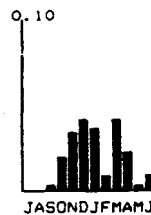
CHAT, MISTLETOEBIRD, PARDALOTES AND SILVEREYE

White-fronted Chat *Ephthianura albifrons* U.BR.

Regular max 23 LBth (WBS); regular max 11 LTug (WBS); 1m/1 Nov Roses Lagoon (BL+AHW).

Mistletoebird *Dicaeum hirundinaceum* MC.BSM/0. **GBS:**

Shows normal broad based warmer months peak in numbers, marked (91%) increase in numbers from 1986-87 (A=0.011). First record: 1/4w Sep Ainslie (BF); last record: 2/3w Jun Kambah (PV). A=0.021 F=11.4% W=27 R=1.70% G=1.2.




Red-browed Treecreeper *Climacteris erythroptera* U.BR (Ra).
 AS 60 recs: wetter montane forests W and S ACT eg Aug
 Uriarra (JI); Apr Picadilly Circus (SC1); Jun Smokers
 Trail (JBi). Pr/17 Jan nr Coronet Peak (JBo+BL).


Brown Treecreeper *Climacteris picumnus* U.BR.
 AS 182 recs: open forests throughout non-urban ACT eg Oct
 Tuggeranong Hill (IT); Feb Mull Fl (JBo); Mar Naas R (BL); Jun
 Burbong (GW). Uncommon (bred) Mulligans Flat (JBo+BL); Pr +
 2 dep juv/14 Nov Naas R Fire Trail (JBo+BL).

HONEYEATERS

Red Wattlebird *Anthochaera carunculata* VC.BR. **GBS:**
 The average number seen increased by 26% and the
 pattern of observations similar to previous
 years. First n/2W Sep Page (BA); last n/5w Jan
 Waramanga (ET). First f/4w Sep Cook (MBr); last
 f/5w Apr Campbell (RWa). A=1.919 F=98.6% W=52
 R=68.64% B=27.1% G=2.8.



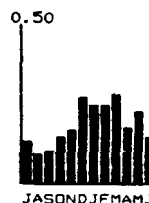
Noisy Friarbird *Philemon corniculatus* C.BSM. First
 arrival (?) 1/19 Jul Majura Ave Ainslie (MLe).
GBS: The average number seen is similar to the
 previous year (1986-87: A=1.026). Pattern of
 observation typical and unchanged except no obvious
 summer dip, unlike last four years. First record:
 3/5w Jul Turner (JB); last record: 1/2w Jun Monash
 (LE). First n/5w Oct Chapman (JAH); last n/5w Jan
 Kambah (SW). First f/1w Dec Chapman (JAH); last
 f/3w Mar Hughes (DJ). A=1.056 F=91.4% W=46
 R=39.56% B=20.1% G=2.7.



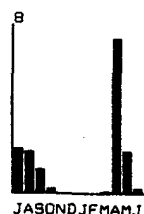
Little Friarbird *Philemon citreogularis* VU.SV.
 1 juv/4 Oct Murrumbidgee R (Bullen Ra) (AHW); 2/8 Nov, 10
 Jan Mulligans Flat (BL+JBo); 2/6 Dec Giralang (TH); 2/17 +
 31 Jan Mt Wanniasa (Sch).

Regent Honeyeater *Xanthomyza phrygia* U/I.BV.
 1/29 Sep Blundells Cottage LBG (IT); 1/29 Sep-8 Oct Kings
 Park LBG (DM) was nesting but nest was abandoned after 'fun
 run' of a few thousand people passed directly beneath the
 nest tree. 4/10 Oct LGin (BA); 2/21 to 29 Nov (at nest,
 with young) LGin (BA & NGi) see CBN 14(2):25,26. **GBS:** 2
 records: 2/2w Sep Mitchell (GR); 2/2w Apr Weetangera (NG).

Noisy Miner *Manorina melanocephala* C.L.BR.
GBS: Average number seen has doubled to recover to
 pre 1986-87 levels. Typical pattern of
 observations showing the usual autumn peak.
 Breeding record (1): first f/1w Oct Holt (DC);
 last f/1w Nov Holt (DC). A=0.201 F=24.3% W=52
 R=6.00% B=2.1% G=3.4

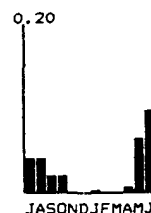


White-naped Honeyeater *Melithreptus lunatus* C.BSM (Ra), C.PSM (urban).
Pr + 3 dep juv/20 Sep Mt Wanniassa (BL). **GBS:** A 28% increase in average numbers recorded. Normal absence during the summer months; a typical peak in observations for April corresponding with migration through suburban Canberra. A=1.549 F=74.3% W=35 R=12.96% G=12.0.



Crescent Honeyeater *Phylidonyris pyrrhoptera* MC.BR (Ra), MC.WM (urban).

GBS: The average number recorded maintains the higher 1985-86 and 1986-87 levels. Pattern of observation of predominantly winter records unchanged. A=0.027 F=10.0% W=29 R=1.92% G=1.4.



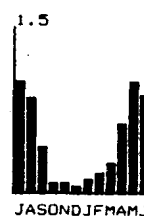
New Holland Honeyeater *Phylidonyris novaehollandiae* C.BR.

GBS: The average number recorded shows a significant decline this year to one tenth of the 1986-87 level (A=0.039) continuing the decline of recent years and now only 3% of 1984-85 levels (A=0.106). Insufficient records to show a characteristic seasonal pattern of observations. A=0.004 F=4.3% W=6 R=0.21% G=1.9.



Eastern Spinebill *Acanthorhynchus tenuirostris* C.BR (Ra), C.WM (urban).

GBS: The average number recorded shows a 45% increase on the 1986-87 level (A=0.378). No change in the pattern of observations, being mainly recorded in cooler months. A=0.548 F=90.0% W=52 R=31.14% G=1.8.



Scarlet Honeyeater *Myzomela sanguinolenta* SU.

First records since 1983: 1/4 Oct Bruce (MBu); 1m/30 Sep and 1 imm m/4 Oct Ainslie (MWC).

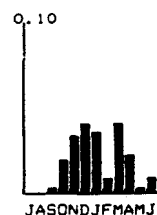
CHAT, MISTLETOEBIRD, PARDALOTES AND SILVEREYE

White-fronted Chat *Ephthianura albifrons* U.BR.

Regular max 23 LBth (WBS); regular max 11 LTug (WBS); 1m/1 Nov Roses Lagoon (BL+AHW).

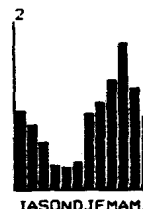
Mistletoebird *Dicaeum hirundinaceum* MC.BSM/O. **GBS:**

Shows normal broad based warmer months peak in numbers, marked (91%) increase in numbers from 1986-87 (A=0.011). First record: 1/4w Sep Ainslie (BF); last record: 2/3w Jun Kambah (PV). A=0.021 F=11.4% W=27 R=1.70% G=1.2.



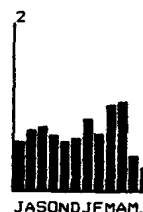
Spotted Pardalote *Pardalotus punctatus* C.BR/N. **GBS:**

The average number observed is similar to that for 1986-87 (A=0.821) and shows the usual autumn peak again. Breeding record (1): n/2w Aug Hughes (IA). A=0.862 F=85.7% W=52 R=36.15% B=2.1% G=2.4.



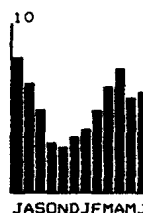
Striated Pardalote *Pardalotus striatus* C.BR/N. **GBS:**

The average number observed has declined from the high 1986-87 level (A=0.861) to a more typical level. In spring and autumn only minor peaks are discernible. First n/4w Aug Hughes (IA); last n/4w Oct Hughes (IA). First f/2w Oct Aranda (DMa); last f/5w Jan Weston (JBo). A=0.803 F=82.9% W=52 R=33.98% B=8.3% G=2.4.



Silvereeye *Zosterops lateralis* VC.BR.


GBS: The average number observed has declined to a typical level for the last five years after high of 1986-87 (A=6.447). The pattern of observations is unchanged. Breeding: n/lw Sep Farrer (SCh); first f/1w Oct Wanniasa (JAL); last f/3w Feb Chapman (JAH). A=5.948 F=97.1% W=52 R=67.72% B=12.5% G=8.8.



FINCHES AM SPARROW

European Goldfinch *Carduelis carduelis* C.BR.

GBS: Last year's marked increase (A=0.471) in the average number observed was not maintained this year, with a 21% decline in numbers. The pattern of observations shows the same spring and June peaks in recording levels. Breeding record (1): First n/5w Oct Kambah (SW); last n/2w Nov Kambah (SW); f/3w Nov Kambah (SW). A=0.373 F=58.6% W=51 R=9.94% B=2.1% G=3.8.





European Greenfinch *Carduelis chloris* R.L.BR.

A new area for the species: 1/26 Jun Molonglo R NE of Mt Stromlo (BL, LA & JBo). **GBS:** 1 record only: 1/4w Aug

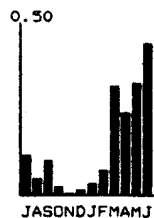
Barton (BLi).

House Sparrow *Passer domesticus* VC.BR.

GBS: The average number recorded and pattern of observation unchanged. First n/lw Sep Page (BA); last n/2w Jan Weston (BL). First f/3w Sep Page (BA); last f/2w Feb Hughes (DJ). A=8.507 F=98.6% W=52 R=75.28% B=20.1% G=11.3.



Red-browed Firetail *Emblema temporalis* MC.BR. **GBS:**
 The average number recorded is equal to 198687
 (A=0.168). The spring peak in the pattern of
 observations not evident this year but the usual
 summer minimum was maintained. A=0.166 F=20.0%
 W=37 R=3.02% G=5.5.

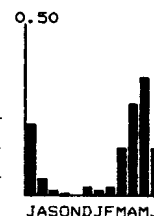


Diamond Firetail *Emblema guttata* U.L.BR. (rural).
 Small group regular Tuggeranong Hill (PV); 1/25 Jan Fitz's
 Hill (LA+BL); numerous/28 Feb One Tree Hill (BL+PMM); 6/9
 May Calwell (LA+BL). **GBS:** All records (8) from the one
 site on Mt AraWang reserve, Jul-Oct & Jun, maximum 16/2w Sep
 and 16/2w Jun Kambah (RB). A=0.029 F=1.4% W=8 R=0.28%
 G=10.4.

Zebra Finch *Poephila guttata* SU/E.

1/20 Jan Kaleen (MC). **GBS:** 5 records only, most likely
 escapers: 11/5w Jan, 1/1w and 1/2w Feb O'Connor (JV); 1/4w
 Apr Holt (GRE); 2/4w Jun Kambah (SW). A=0.002 F=4.3% W=5
 R=0.18% G=1.0.

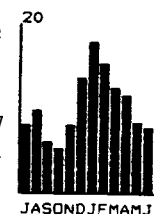
Double-barred Finch *Poephila bichenovii* MC.L.BR.
 Small group, up to about 30 Tuggeranong Hill (PV);
 c.8/25 Oct Mt Jerrabomberra (SW slopes) (JBo+BL);
 5/21 Feb ACT/NSW border on Kings HWy (BL+AHW).
GBS: A 18% decline in the average number recorded
 after the 1986-87 recovery. The pattern in
 observations shows a marked summer minimum and
 autumn peak this year. A=0.121 F=25.7% W=34
 R=2.27% G=5.3.




STARLING, MYNA, ORIOLE, BOWERBIRD AND MUDNESTERS

Common Starling *Sturnus vulgaris* VC.BR.

GBS: The most numerous species, and the average
 number observed is 9% greater than 1986-87
 (A=11.059) but still less than 1983-84 (A=13.00).
 First n/1w Aug Page (BA) and Turner (JB); last n/2w
 Dec Aranda (DMA). First f/2w Sep Page (BA); last
 f/3w Jan Kaleen (MC). A=12.019 F=100.0% W=52

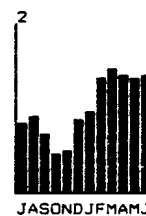


R=15.12% D=45.0% G=10.5.



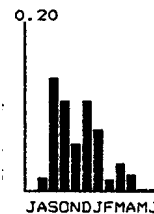
Common Myna *Acridotheres tristis* C.BR.

c.60/mid Feb roosting MacGillivray St Yarralumla (MLe). **GBS:** The average number observed shows a marked increase (75%) this year tending to confirm that this species has become more numerous in recent years (1984-85: A=0.584; 1985-86: A=0.615; 1986-87: A=0.633). It is also 13% more Widespread over the sites surveyed (1986-87: F=39.2%) and recorded on 30% more observer weeks. First n/1W Oct Waramanga (ET); last n/3W Feb Farrer (MSm). First f/2w Nov Yarralumla (RCC); last f/1W Mar Farrer (MSm). A=1.161 F=44.3% W=52 R=22.59% B=10.4% G=5.1.



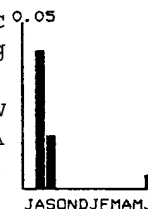
Olive-backed Oriole *Oriolus sagittatus* MC.BSM.

GBS: Average number shows a 13% decline on 1986-87. Typical broad based warmer months pattern of records. First record: 1/3w Aug Hughes (IA); last record: 1/3w Jun Weetangera (DW). A=0.054 F=28.6% W=35 R=5.22% G=1.0.




Satin Bowerbird *Ptilonorhynchus violaceus* MC.BR (Ra).

AS 138 recs: wet montane forests moving to lower open country in winter eg. Jul Cotter (IT); 'Dec Bendora Dam (SA); Apr TNR (BM); Jan Uriarra Xing (DA). **GBS:** 9 records at 3 sites: mostly Aug eg. 3/3w Aug Chapman (JAH); 5/4w Aug Duffy (MSe); 1/2w Aug Ainslie (BF); tWo Sep and one June rec. A pattern of observations similar to previous years. A=0.005 F=4.3% W=7 R=0.32% G=1.6.




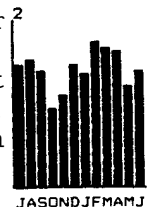
White-winged Chough *Corcorax melanorhamphos* MC.BR.

GBS: The average number observed shows a marked increase (85%) compared with 1986-87, seasonal pattern very similar to 1985-86 but shows the spring minimum which has occurred each year since 1983. Breeding record (1): f/4w Feb Ainslie (BF). A=0.495 F=32.9% W=48 R=5.56% B=2.1% G=8.9.



Australian Magpie-lark *Grallina cyanoleuca* VC.BR.

GBS: The average number observed is less than for 1985-86 (A=1.731) and 1986-87 (A=1.672). However, the seasonal variation is almost identical. First n/3w Sep Ainslie (MLe); last n/4w Jan Kambah (SW). First f/3w Oct Cook (MBr); last f/3w Feb Aranda (KHRK). A=1.595 F=98.6% W=52 R=63.53% B=14.6% G=3.1.



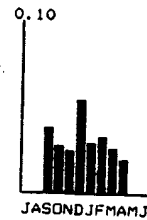
WOODSWALLOWS

White-browed Woodswallow *Artamus superciliosus* U.BSM.

AS 10 recs: eg Nov Campbell (JB); Jan One Tree Hill (PMM); Feb Burbong (RA). 2/6 Dec Castle Hill (WM).

Dusky Woodswallow *Artamus cyanopterus* C.BSM.

GBS: Typical broad based set of warmer month records but more regular this year. First record: 4/3W Sep Hughes (IA); last record: 6/1w Apr Bruce (KH). Breeding record (1): n/4w Oct Hughes (IA). A=0.024 F=8.6% W=20 R=0.78% B=2.1% G=3.1.



BUTCHERBIRDS, MAGPIE AND CURRAWONGS

Grey Butcherbird *Cracticus torquatus* MC.BR (Ra).

1/16 Aug Shannons Flat (BL+AHW); 1/29 Aug Coppins Crossing (BL); 1/18 Oct, 14 Nov Naas R. fire trail (various); 1/2E Jan Orroral Valley (LA+BL); 1/31 Jan Mt Ainslie (MLE); 1 juv/20 Mar Top Naas (BL); 1 juv/1 May TNR (BL); 1/25 Jun Bibaringa Hs (Cotter Rd) (BL+AHW). **GBS:** 1 record only: 1/4w Mar Campbell (RWa).


Pied Butcherbird *Cracticus nigrogularis* R.V.

First confirmed record since 1982: 1/7 Feb, 13 Mar, 25 Apr Mulligans Flat (JBo+BL).

Australian Magpie *Gymnorhina tibicen* VC.BR.

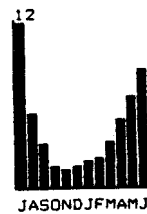
GBS: Very stable population. It is, once again the most often recorded species, recorded on R=80.79% of observer weeks and the only species to

be recorded at 100% of sites for four successive years. The average number recorded shows no change from last year. Shows usual pattern, the slight spring dip in numbers is typical. First n/4w Jul Turner (JB); last n/3w Oct Chapman (JAH). First f/5w Jul CCAE (KH); last f/3W Mar Farrer (MSm). A=2.523 F=100.0% W=52 R=80.79% B=56.2% G=3.1.




Pied Currawong *Strepera graculina* VC.BR.

GBS: The average number recorded shows a 27% increase on 1986-87 and has now surpassed the previous high of 1984-85 (A=4.22). Recorded at 100% of sites for three successive years. Normal pattern of observations. First n/4w Aug Hughes (IA); last n/5w Dec Campbell (SC1). First f/2w Oct Hughes (DJ); last f/5w Jan Aranda (PMO). A=4.968 F=100.0% W=52 R=75.60% B=39.6% G=6.6.



Grey Currawong *Strepera versicolor* U.BR.

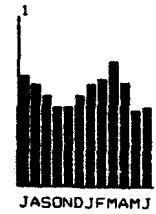
GBS: The average number recorded is 14% higher and pattern of observation unchanged from 1986-87. This reverses the decline of previous few years. Breeding record (1): f/5w Jan Aranda (DMa). A=0.073 F=25.7% W=52 R=5.82% B=2.1% G=1.3.



RAVENS

Australian Raven *Corvus coronoides* VC.BR.


GBS: The average number observed is similar to 1986-87. Note that average number of individuals per record (G) has been remarkably consistent over several years, from 1.7 to 1.8. Normal pattern of observations. First n/3w Sep Bruce, CCAE (KH); last n/4w Sep Bruce, CCAE (KH). First f/4w Sep Kambah (RB); last f/2w Jan Kambah (SW). A=0.640 F=90.0% W=52 R=36.54% B=10.4% G=1.8.



Little Raven *Corvus mellori* MC.BR (rural), U.V. (urban). 5-10/20 Mar Top Naas Hs (BL); regular max 20 LBth (WBS).

GBS: following a low recording level for the last two years (1985-86: A=0.008 and 1986-87: A=0.004) the number recorded has risen dramatically, increasing more than ten-fold over

the average of those two years to even surpass the high of 1984-85 (A=0.053). Note that average number of individuals per record (G) is 10 which is very similar to the only comparable year (1984-85). Are observers basing their identification of raven species on flock size? (It is a good clue). Usual summer to early autumn peak in numbers. A=0.072 F=8.6% W=17 R=0.71% G=10.1.



Australian Raven
(loosely based on
photograph in The
Readers' Digest
Complete Book of
Australian Birds)



APPENDIX: Old Records

As with last year, the main species list includes only those species recorded for the subject year, from July 1987 to June 1988. The many old records that have been included in previous ABRs are listed separately here with the year of last record noted. Some of the older records in this list are questionable. That is to say, they are on the list because they appear on historical listings under those names. Where the name or appearance of the species is similar to other species that are known to occur more commonly in the area, the species is not normally near our area and the documentation supporting the record is unavailable, then it may not be possible to be confident that the record is correct. Then there is questionable value in retaining the species on the list.

It is only in recent years that observers have had the benefit of a wide range of useful field guides, a large club of members to assist in learning those rare birds and a rarities panel to advise and check on reports of rare birds in our region. A similar consideration applies to some records in other articles reporting old records, eg. Veerman (1986) CBN 11:125-127 and Dow (1988) CBN 13:2-21.

Australasian Bittern	<i>Botaurus poiciloptilus</i>	1978
Black-necked Stork/ 93	<i>Xenorhynchus asiaticus</i>	1981
Glossy Ibis	<i>Plegadis falcinellus</i>	1985
Magpie Goose	<i>Anseranas semipalmata</i>	1967
Domestic Goose	<i>Anser anser</i>	1986
Cape Barren Goose	<i>Cereopsis novaehollandiae</i>	1976
Osprey	<i>Pandion haliaetus</i>	1982
Letter-winged Kite	<i>Elanus scriptus</i>	1977
Black Kite	<i>Milvus migrans</i>	1987
Square-tailed Kite	<i>Lophoictinia isura</i>	1969
Black-breasted Buzzard	<i>Hamirostra melanosternon</i>	1970
Spotted Harrier	<i>Circus assimilis</i>	1987
Grey Falcon	<i>Falco hypoleucos</i>	1976
King Quail	<i>Coturnix chinensis</i>	1985
Common Pheasant Red-backed Button-quail	<i>Phasianus colchicus</i>	1987
Little Button-quail	<i>Turnix maculosa</i>	1973
Red-chested Button-quail	<i>Turnix velox</i>	1969.
Plains-wanderer	<i>Turnix pyrrhothorax</i>	1970
Baillon's Crake	<i>Pedionomus torquatus</i>	1964
Australian Crake	<i>Porzana pusilla</i>	1986
Black-tailed Native-hen, Brolga	<i>Porzana fluminea</i>	1986
Australian Bustard	<i>Gallinula ventralis</i>	1969
Bush Thick-knee	<i>Grus rubicundus</i>	1978
Painted Snipe	<i>Ardeotis australis</i>	1920
Grey Plover	<i>Burhinus magnirostris</i>	1976
Banded Stilt	<i>Rostratula benghalensis</i>	1978
Ruddy Turnstone	<i>Pluvialis squatarola</i>	1985
Eastern Curlew	<i>Cladorhynchus leucocephalus</i>	1983
	<i>Arenaria interpres</i>	1985
	<i>Numenius madagascariensis</i>	1983

Wood Sandpiper	<i>Tringa glareola</i>	1978
Bar-tailed Godwit	<i>Limosa lapponica</i>	1979
Red Knot	<i>Calidris canutus</i>	1986
Pectoral Sandpiper	<i>Calidris melanotos</i>	1977
Australian Pratincole	<i>Stiltia isabella</i>	1983
White-winged Tern	<i>Chlidonias leucoptera</i>	1962
Caspian Tern	<i>Hydroprogne caspia</i>	1986
Superb Fruit-Dove	<i>Ptilinopus superbus</i>	1987
Glossy Black-Cockatoo	<i>Calyptorhynchus lathami</i>	1983
Long-billed Corella	<i>Cacatua tenuirostris</i>	1987
(Little Corella	<i>Cacatua sanguinea</i>	1986
Pink Cockatoo	<i>Cacatua leadbeateri</i>	1986
Scaly-breasted Lorikeet	<i>Trichoglossus chlorolepidotus</i>	1987
Musk Lorikeet	<i>Glossopsitta concinna</i>	1986
Red-winged Parrot	<i>Aprosmictus erythropterus</i>	1981
Red-capped Parrot	<i>Purpureicephalus spurius</i>	1987
Blue Bonnet	<i>Northiella haematogaster</i>	1980
Blue-winged Parrot	<i>Neophema chrysostoma</i>	1965
Common Koel	<i>Eudynamis scolopacea</i>	1987
Channel-billed Cuckoo	<i>Scythrops novaehollandiae</i>	1985
Barking Owl	<i>Ninox connivens</i>	1987
Masked Owl	<i>Tyto novaehollandiae</i>	1960
Eastern Grass Owl	<i>Tyto longimembris</i>	1983
Azure Kingfisher	<i>Ceyx azurea</i>	1986
Red-backed Kingfisher	<i>Halcyon pyrrhopygia</i>	1981
White-backed Swallow	<i>Cheramoeca leucosternum</i>	1980
Song Thrush	<i>Turdus philomelos</i>	1943
Grey-crowned Babbler	<i>Pomatostomus temporalis</i>	1975
white-browed Babbler	<i>Pomatostomus superciliosus</i>	1950
Brown Gerygone	<i>Gerygone mouki</i>	1986
Chestnut-rumped Thornbill	<i>Acanthiza uropygialis</i>	1974
Little Wattlebird	<i>Anthochaera chrysoptera</i>	1974
Spiny-cheeked Honeyeater	<i>Acanthagenys rufogularis</i>	1987
Blue-faced Honeyeater	<i>Entomyzon cyanotis</i>	1943
Singing Honeyeater	<i>Lichenostomus virescens</i>	1975
Painted Honeyeater	<i>Grantiella picta</i>	1978
Tawny-crowned Honeyeater	<i>Phylidonyris melanops</i>	1986
Crimson Chat	<i>Ephthianura tricolor</i>	1981
Yellow-rumped Pardalote	<i>Pardalotus xanthopygus</i>	1965
Canary	<i>Serinus canarius</i>	1986
Java Sparrow	<i>Padda oryzivora</i>	1986
Tree Sparrow	<i>Passer montanus</i>	
Beautiful Firetail	<i>Emblema bella</i>	?
Plum-headed Finch	<i>Aidemosyne modesta</i>	1960
Chestnut-breasted Mannikin	<i>Lonchura castaneothorax</i>	1987
Nutmeg Mannikin	<i>Lonchura punctulata</i>	1986
Spangled Drongo	<i>Dicrurus hottentottus</i>	1980
Apostlebird	<i>Struthidea cinerea</i>	1948
Masked Woodswallow	<i>Artamus personatus</i>	1986

FOR SALE

The following are available from Canberra Ornithologists Group, PO Box 301, CIVIC SQUARE ACT 2608:

A POCKET LIST OF AUSTRALIAN BIRDS Price 50c

This booklet lists the names of all bird species recorded in Australia. Alongside the names are ten columns that can be used to tally the species seen in different localities or on different days. It greatly simplifies the recording of field lists.

A FIELD LIST OF THE BIRDS OF CANBERRA AND DISTRICT Price \$3

This booklet lists the bird species found in the Canberra region with indications of the frequency of occurrence, time of breeding, preferred habitat, localities where they may be found, *Id nest details, It is designed to provide supplementary local detail to larger publications which need to be consulted for identification.

BIRD SONGS OF CANBERRA Price \$10

This cassette contains recordings of the songs and calls of 73 birds that are commonly heard in Canberra gardens and parks. The majority have been recorded in Canberra or the surrounding area. Seasonal variation in songs have been included where appropriate.

GARDEN BIRD SURVEY CHART Price 50c

This is the means of contributing to our Garden Bird Survey and keeping track of what happens in your area.

ACT BIRDWATCHERS HOTLINE

An up-to-date five minute recorded message with interesting news such as returning migrants. rarities. meetings. outings. and bargains for birdwatchers in Canberra. Twenty-four hour service up-dated every Sunday.

Telephone 475530

Canberra Bird Notes is published quarterly by the Canberra Ornithologists Group. Contributions are welcome. These should fit into one of the following categories: major articles (up to about 3000 words); short notes and "Odd Obs" (up to about 300 words); reviews of books and articles (up to about 500 words); and where to watch birds (up to about 800 words). The articles and notes should cover matters of the distribution, identification, and behaviour of birds in the Canberra region (i.e. New South Wales coast north to Jervis Bay, and west to the Riverina). Contributions can be sent to the editors c/o David Purchase, 5 Orchard Place, Melba, ACT 2615 (Tel 582252).

CONTENTS

Canberra Bird Notes 14(3) September 1989

Annual Bird Report: 1 July 1987 to 30 June 1988 <i>Philip A. Veerman, Ian A. Baird, Michael Lenz and Brendan J. Lepschi</i>	37-88
Contents	37
Introduction etc	38
Species List	51
Appendix - old records	87