


CANBERRA BIRD NOTES

Volume 11
Number 2
June 1986

Registered by Australia Post - publication No NBH 0255



Ian M. Taylor, Chris Davey and John Gibson

CONTENTS

Introduction	28
Highlights	28
Meteorology	20
Waterbird Survey	30
Garden Bird Survey	35
Acknowledgements	42
Abbreviations	43
Systematic List	45
<i>Non-Passerines</i>	
Emu	45
Grebes	45
Pelican, Darter and Cormorants	46
Hérons, Egrets and Bitterns	47
Stork, Ibises and Spoonbills	48
Swan, Geese and Ducks	49
Hawks and Allies	53
Falcons	55
Quails	56
Button-quails, Crane, Rails and Allies	56
Lapwings, Plovers and Dotterel	58
Stilts and Avocet	59
Sandpipers and Allies	59
Gull and Terns	60
Pigeons	6-1
Cockatoos	62
Lorikeets	63
Parrots	64
Cuckoos.....	66
Owls	67
Frogmouth and Allies	67
Swifts	68
Kingfishers, Bee-eater and Dollarbird.....	68

Passerines

Lyrebird	69
Larks	69
Swallows and Martins	70
Pipit	70
Cuckoo-shrikes, Cicadabird and Triller	71
Thrushes, Flycatchers and Allies	71
Whipbird, Quail-thrush and Babblers	75
Old World Warblers	75
Wrens, Thornbills and Allies	76
Sittella and Treecreepers	78
Honeyeaters	79
Australian Chats	82
Mistletoebird, Pardalotes and Silvereye	82
Finches and Sparrows	83
Starling and Myna	84
Oriole, Drongo and Bowerbird	85
Mudnest-builders	86
Woodswallows	86
Butcherbirds, Magpie and Currawongs	87
Ravens	88

FIGURES

1a). Rainfall 1984-85 and Long-term Average	29
b). Temperature 1984-85 and Long-term Average. . .	29
2. Location of Garden Bird Survey Sites	37

TABLES

1. Water Levels	30
2. Waterbird Abundance and Diversity	30
3. Lake Bathurst Waterbird Counts	31
4. Lake George Waterbird Counts	33
5. Lake Ginninderra Waterbird Counts	33
6. Lake Burley Griffin Waterbird Counts	34
7. Tuggeranong Lakes Waterbird Counts	35
8. Garden Bird Survey Species Ranked by Abundance .	38
9. Garden Bird Survey Species Ranked by Distribution	41

INTRODUCTION

This report contains records of species that occurred in the Canberra Ornithologists Group Area of Concern as defined in the *Field List of the Birds of Canberra and District*, (3rd edition, 1985).

A total of 217 species was recorded in 1984-85, 135 of these were recorded in the Garden Bird Survey. Breeding activity was recorded for 77 species. All records have been vetted by the COG Rarities Committee.

The names and sequence of birds conform with the RAOU's 'Recommended English Names for Australian Birds', *Emu 77*, Supplement (May 1978), with orders and family groupings arranged according to convenience.

The species listed in the report and the status assigned to, each have been revised in the light of the Field List. The status of each species has been given in an abbreviated form. The conventional definition of each status has remained unchanged (see *CBN 9*[3]:53). The status of each bird consists of two elements, abundance and breeding status, separated by a period. See Abbreviations section for details.

Chris Davey wrote the sections dealing with waterbirds, from data prepared by Michael Lenz, John Gibson compiled the miscellaneous landbird records and Ian Taylor analysed the data from the Garden Bird Survey and acted as co-ordinator.

HIGHLIGHTS

The highlights of the 1984-85 bird-watching year include the following:

1. A substantial increase in the numbers of both waterbirds and landbirds after a poor year in 1983-84.
2. An unprecedented irruption of crakes and rails in late] January at Kelly's Swamp, including the first Lewin's Rail since 1972, the first Buff-banded Rail and Australian Crake since 1981 and unusual records of Baillon's end Spotless Crake.
3. Records of the following rare and uncommon species: Lesser Golden Plover, Marsh Sandpiper, Whiskered and Gull-billed Terns, Little Lorikeet, Little Cuckoo-shrike, Black-faced Monarch and Regent Honeyeater.

4. Regular records of Spotted Harriers at Lake Bathurst, where they may be breeding.
5. A flock of 8500 Grey Teal on Lake George in November. On Lake Bathurst, 295 Musk Duck in April and 3255 Pink-eared Duck in June. A total of 75 Red-necked Avocets on Lake George in June - the highest number ever recorded in the Canberra area.
6. An irruption of Barn Owls in the spring following the mouse plague, the first records since 1982.
7. Substantial increases in the numbers of Spotted and Striated Pardalotes after very low numbers in 1982-83 and 1983-84.
8. Remarkable increases in the numbers of Weebills, Brown, Buff-rumped and Striated Thornbills during 1984-85.
9. Records of the Common Myna in Acton and O'Connor, indicating a further expansion of the range of this species.
10. Further breeding records for the Great Crested Grebe, Little Bittern, Blue-billed Duck, Coot and Yellow Thornbill.

METEOROLOGY

Rainfall in the Canberra region during the winter was much higher than the long-term winter average. Spring and summer rainfalls were well below average when temperatures were higher than usual. Conditions in the remaining months were close to the average. Rainfall and temperature for 1984-85 are shown in Fig.1.

FIG 1a). Rainfall

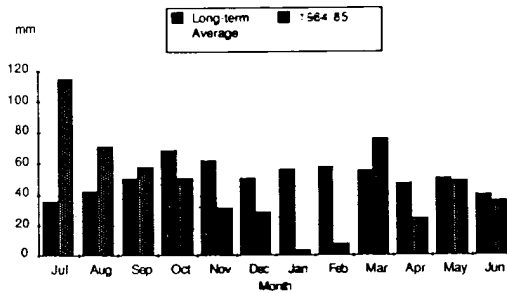
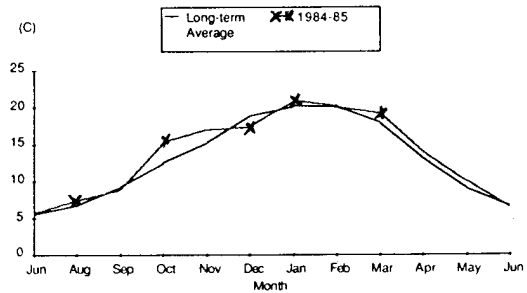


FIG 1b). Temperature



WATERBIRD SURVEY

The Waterbird Survey (WBS) data were collected in bi-monthly visits to the urban lakes and monthly visits to Lake Bathurst. Data from the silt-trap on Tuggeranong Ck and Village Dam on Village Ck are included under the heading Tuggeranong Lakes. There were partial surveys of the north-west corner of Lake George in November 1984 and June 1985. Water levels of Lake Bathurst and Lake George rose to a peak in December, and declined again thereafter (see Table 1).

TABLE 1. Water Levels (m)

	Jul	Aug	Sep	Oct	Nov	Dec	Jan	Feb	Mar	Apr	May	Jun
LBath	1.29	1.57	1.71	2.10	2.07	2.04	1.76	1.56	1.42	1.46	1.46	1.39
LGeo	1.19	1.53	1.71	1.75	1.69	1.45	1.36	1.15	1.07	0.95	0.85	0.94

All lakes appeared to hold larger numbers of species and individuals than in 1983-84. The Tuggeranong lakes had the same number of species as the much larger Lake Ginninderra. Lake Burley Griffin had twice as many species as the other two urban lakes (see Table 2 below). Waterbird species are listed in Tables 3 - 7.

TABLE 2. Waterbird abundance and diversity - 1983-84 and 1984-85

Lake	Aver. no. of birds per visit		Aver. no. of species per visit	
	1983-84	1984-85	1983-84	1984-85
Bathurst	5237	5740	23.6	25.2
Burley Griffin	1991	2842	24.1	27.6
Ginninderra	283	836	11.7	13.4
Tuggeranong	60	126	10.5	13.1

Unlike previous years, the number of birds on Lake Bathurst did not show any seasonal trend, but all urban lakes showed considerable increases in numbers from December onwards. The number of waterbird species breeding in the local area was similar to 1983-84.

Waterbird numbers from Lakes Bathurst, George, Burley Griffin, Ginninderra and Tuggeranong are shown in Tables 3-7. An asterisk (*) after a figure indicates non-flying young present but not included; figures in parentheses indicate incomplete data.

TABLE 3. Lake Bathurst Waterbird Counts

	Jul	Aug	Sep	Oct	Nov	Dec	Jan	Feb	Mar	Apr	May	Jun
Great Crested Grebe	13	(0)	3	7	(0)	0	0	0	1	1	0	0
Hoary-headed Grebe	229	(1)	223	696	(498)	555	742	1185	583	1505	94	17
Australasian Grebe	5	(0)	1	0	(0)	3	0	0	5	0	0	0
Australian Pelican	0	(0)	2	0	(0)	1	0	35	0	0	17	17
Great Cormorant	0	(0)	5	0	(1)	3	3	0	0	0	0	0
Little Black Cormorant	0	(0)	0	0	(0)	0	0	0	2	12	2	0
Little Pied Cormorant	0	(0)	4	0	(0)	3	0	1	1	11	0	1
Pacific Heron	2	(0)	0	0	(0)	0	0	0	0	0	0	0
White-faced Heron	1	(1)	1	0	(1)	0	4	0	2	2	1	0
Sacred Ibis	0	(0)	0	0	(0)	0	2	2	0	0	0	0
Straw-necked Ibis	2	(11)	13	0	(0)	3	2	9	0	2	0	0
Black Swan	193*	(642)	434*	127*	(372)*	218*	256	229	184	261	168	164
Freckled Duck	0	(0)	0	6	(0)	0	1	8	8	0	4	0
Australian Shelduck	1	(3)	6	6	(89)	53	533	1110	394	16	18	4
Pacific Black Duck	98	(2)	12	43	(22)	115	82	155	79	27	51	20
Grey Teal	1279	(195)	218	623*	(432)	756*	1191	1356	1493	565	200	708
Chestnut Teal	39	(15)	29*	62	(22)*	38*	95	88	6	4	19	17
Australian Shoveler	391	(13)	18	142	(181)	486	266	116	130	210	138	57
Pink-eared Duck	124	(0)	0	275	(64)	11	269	1232	749	3255	2360	439
Hardhead	350	(17)	40	204	(180)	258*	279	278	266	268	115	66
Maned Duck	40	(0)	0	16	(0)	104	178	422	214	39	0	16

TABLE 3. (Cont)

	Jul	Aug	Sep	Oct	Nov	Dec	Jan	Feb	Mar	Apr	May	Jun	
Blue-billed Duck	89	(0)	6	15	(0)	206*	47	15	36	229	310	180	
Musk Duck	22	(0)	10	17	(0)	84	76	16	30	295	66	57	
Eurasian Coot	1802	(220)		810	1059	(2225)	2580	824	1035	759	1153	1600	733
Masked Lapwing	161	(17)	19	68	(43)*	80	173	105	101	78	48	83	
Banded Lapwing	0	(0)	7	26	(6)	0	0	11	0	0	0	0	
Lesser Golden Plover	0	(0)	.3	0	(8)	4	14	5	0	0	0	0	
Red-kneed Dotterel	0	(0)	12	0	(0)	19	0	0	1	0	1	1	
Double-banded Plover	6	(40)	0	0	(0)	0	0	3	0	22	31	17	
Red-capped Plover	186	(82)	53	132	(76)*	132	151	184	102	135	63	133	
Black-fronted Plover	11	(0)	4	2	(0)	0	0	0	0	1	3	2	
Black-winged Stilt	4	(2)	2	12	(4)	22	69	45	16	16	28	18	
Greenshank	0	(0)	0	1	(0)	0	0	0	0	0	0	0	
Marsh Sandpiper	0	(0)	0	0	(0)	0	1	1	0	0	0	0	
Latham's Snipe	0	(0)	0	0	(0)	1	0	0	0	0	0	0	
Sharp-tailed Sandpiper	0	(0)	36	12	(2)	13	189	55	1	1	0	0	
Red-necked Stint	6	(1)	44	55	(48)	80	25	43	3	6	2	0	
Curlew Sandpiper	4	(1)	1	13	(8)	30	0	0	8	0	0	1	
Silver Gull	1829	(2000)	1510	2175*	(130)	590	509	204	457	638	570	1136	
Whiskered Tern	0	(0)	0	0	(0)	4	0	0	0	0	0	0	
Gull-billed Tern	0	(0)	1	0	(0)	0	0	0	0	0	0	0	
Unidentified	40	0	0	0	0	0	0	0	0	0	0	400	
Total individuals	6927	(3263)	3527	5794	(4421)	6452	5981	7948	5631	8752	5909	4287	
Total species	26	(18)	30	25	(21)	29	26	28	27	26	24	23	

'TABLE 4. Lake George Waterbird Counts

Nov		Jun
Great Crested Grebe	(3)	(0)
Hoary-headed Grebe	(225)	(0)
White-faced Heron	(10)	(0)
Black Swan	(400)	(1)
Australian Shelduck	(1870)	(44)
Pacific Black Duck	(110)	(0)
Grey Teal	(8500)	(4500)
Chestnut Teal	(7)	(10)
Australian Shoveler	(155)	(1140)
Pink-eared Duck	(2)	(1150)
Hardhead	(28)	(0)
Musk Duck	(0)	(6)
Eurasian Coot	(400)	(0)
Masked Lapwing	(100)	(22)
Double-banded Plover	(0)	(20)
Red-capped Plover	(4)	(68)
Black-winged Stilt	(2)	(0)
Red-necked Avocet	(0)	(75)
Sharp-tailed Sandpiper	(2)	(0)
Silver Gull	(1100)	(600)
Total individuals	(12918)	(7636)
Total species	(17)	(12)

TABLE 5. Lake Ginninderra Waterbird Counts

Sep	Oct	Feb	Apr	Jun
Hoaryheaded Grebe	0	12	0	0
Australasian Grebe	0	0	46	155
Small grebes spp.	39	0	0	54
Australian Pelican	0	0	0	0
Great Cormorant	0	2	0	0
Little Black Cormorant	12	22	0	10
Little Pied Cormorant	10	2	3	10
White-faced Heron	0	0	3	0
Black Swan	0	2	1	2
Pacific Black Duck	15	22*	53	44
Mallard/Domestic Duck	6	0	0	0
Domestic Goose	3	5	6	4
Grey Teal	4	0	0	0
Maned Duck	9	24*	210	12
Musk Duck	2	1	4	2
Dusky Moorhen	61	34	70	82
Purple Swamphen	21	18	20	32
Eurasian Coot	215	10	684	941
Masked Lapwing	3	3	6	4
Black-fronted Plover	0	0	1	0
Total individuals	400	157	1109	1352
Total species	13	13	14	13

TABLE 6. Lake Burley Griffin Waterbird Counts

Aug		Oct	Dec	Feb	Apr	Jun
Great Crested Grebe	3	2	3	2	0	0
Hoary-headed Grebe	19	51	167	206	44	25
Australasian Grebe	52	9	11	28	17	2
Australian Pelican	0	2	0	0	0	8
Great Cormorant	39	65	26	10	10	21
Pied Cormorant	0	2	0	0	1	0
Little Black Cormorant	17	27	42	63	47	19
Little Pied Cormorant	6	24	11	34	21	4
Pacific Heron	0	0	0	1	1	1
White-faced Heron	7	9	5	5	2	5
Cattle Egret	1	0	0	0	25	1
Great Egret	0	1	1	2	0	0
Rufous Night Heron	0	0	0	2	0	0
Little Bittern	0	1	1	0	0	0
Sacred Ibis	2	0	1	3	0	0
Straw-necked Ibis	11	0	0	4	10	1
Yellow-billed Spoonbill	0	0	0	1	0	0
Black Swan	11*	11*	17*	15*	10	11
Australian Shelduck	0	0	1	12	3	0
Pacific Black Duck	107	94*	338	232	272	514
Mallard/Domestic Duck	6	1	0	2	10	1
Grey Teal	16	1	43	112	26	51
Chestnut Teal	0	0	0	1	1	0
Australian Shoveler	10	2	5	15	76	7
Pink-eared Duck	4	0	0	3	3	20
Hardhead	34	16	206	57	39	15
Maned Duck	50	227*	561*	1079	430	194
Musk Duck	12	19	14	3	5	1
Baillon's Crake	0	0	4	0	0	0
Australian Crake	0	0	0	3	0	0
Dusky Moorhen	92	73	63*	85	81	75
Purple Swamphen	122	106	65	71*	65	83
Eurasian Coot	533	112	485	819	1285	1121
Masked Lapwing	17	22	30	41	15	99
Red-kneed Dotterel	0	0	4	7	2	3
Black-fronted Plover	2	3	1	20	4	4
White-headed Stilt	0	0	0	1	0	0
Latham's Snipe	0	4	23	16	C	0
Sharp-tailed Sandpiper	0	1	0	0	C	0
Silver Gull	348	324	1237	1095	1132	875
Total individuals	1521	1209	3365	4050	3637	3161
Total species	25	27	26	34	28	26

	Tuggeranong Lake Wetland Counts						
	Oct	Dec	Feb	Mar	Apr	May	Jun
Hoary-headed Grebe	0	0	0	0	1	0	1
Australasian Grebe	0	0	3	1	1	0	0
Great Cormorant	2	0	0	0	1	0	0
Little Black Cormorant	0	0	1	0	0	0	0
Little Pied Cormorant	0	0	4	5	21	19	2
Pacific Heron	0	0	1	0	1	0	0
White-faced Peron	1	2	2	0	0	0	0
Great Egret	0	2	0	0	0	0	0
Intermediate Egret	0	0	1	0	0	0	0
Rufous Night Heron	0	0	0	0	0	1	1
Yellow-billed Spoonbill	0	0	0	1	1	1	0
Pacific Black Duck	23	66*	36	25	11	13	11
Mallard x Black Duck (hybrid)	1	1	0	1	1	1	1
Grey Teal	2	12	45	34	21	21	37
Australian Shoveler	1	1	0	0	0	0	0
Maned Duck	4	16	15	11	12	2	2
Australian Crake	0	0	1	0	0	5	1
Dusky Moorhen	10	3	11	9	12	10	1
Purple Swamphen	3	9	9	13	11	16	12
Eurasian Coot	4	14	29	34	32	26	35
Masked Lapwing	2	0	3	8	4	19	7
Black-fronted Plover	4	4	6	3	2	5	0
Latham's Snipe	1	1	0	0	0	0	0
Total individuals	58	131	167	145	132	139	111
Total species	13	12	15	12	15	13	12

GARDEN BIRD SURVEY

The Garden Bird survey (GBS) is based on data collected on Garden Bird Charts. A description of survey techniques may be found in *CBN* 8(1):5. Ninety charts were received for 1984-85, 84 of which were analysed. Three charts were received from country areas. Data from these has been incorporated with the miscellaneous records in the section entitled 'Other'. A further three charts were received after analysis was completed. Survey sites are shown on Fig. 3. Fifty-three of these sites were also surveyed in 1983-84.

A number of elements of previous years' GBS results have been dropped. The three values N,C, and S have been omitted from this year's GBS results as most species are evenly spread throughout the city. The index T has been replaced by a simple

average A as described below. Two new variables W and R have been introduced.

- is the average number of birds of a particular species seen per garden per week. To compare this year's figures with the value T used in previous years, simply multiply A by 120. A is calculated by adding all weekly observations of a particular species and dividing the sum by the total number of weeks during which observations were made (3287). E.g. A=5.1 indicates that an average of 5.1 birds of that species was recorded per garden per week. Each garden area is approximately 3.1 ha.

F - is unchanged from 1983-84. It is the frequency of each species, expressed as the percentage of all gardens in which each species was recorded at least once. If a species is described as 'F=10%', it was recorded in 10% of gardens.

W - is the number of weeks during which each species was recorded. Resident species such as the Australian Magpie are present 52 weeks of the year (W=52); but a migrant such as the Dollarbird is only present during 26 weeks (W=26).

R - is the recording rate, i.e., the number of observer-weeks on which a species was recorded, divided by the total number of observer-Weeks (3287), expressed as a percentage. E.g., the Common Starling was recorded during three-quarters of observer-weeks (R=76%). This means that on a typical chart, one could expect to record starlings on 76% of weeks during which observations were made.

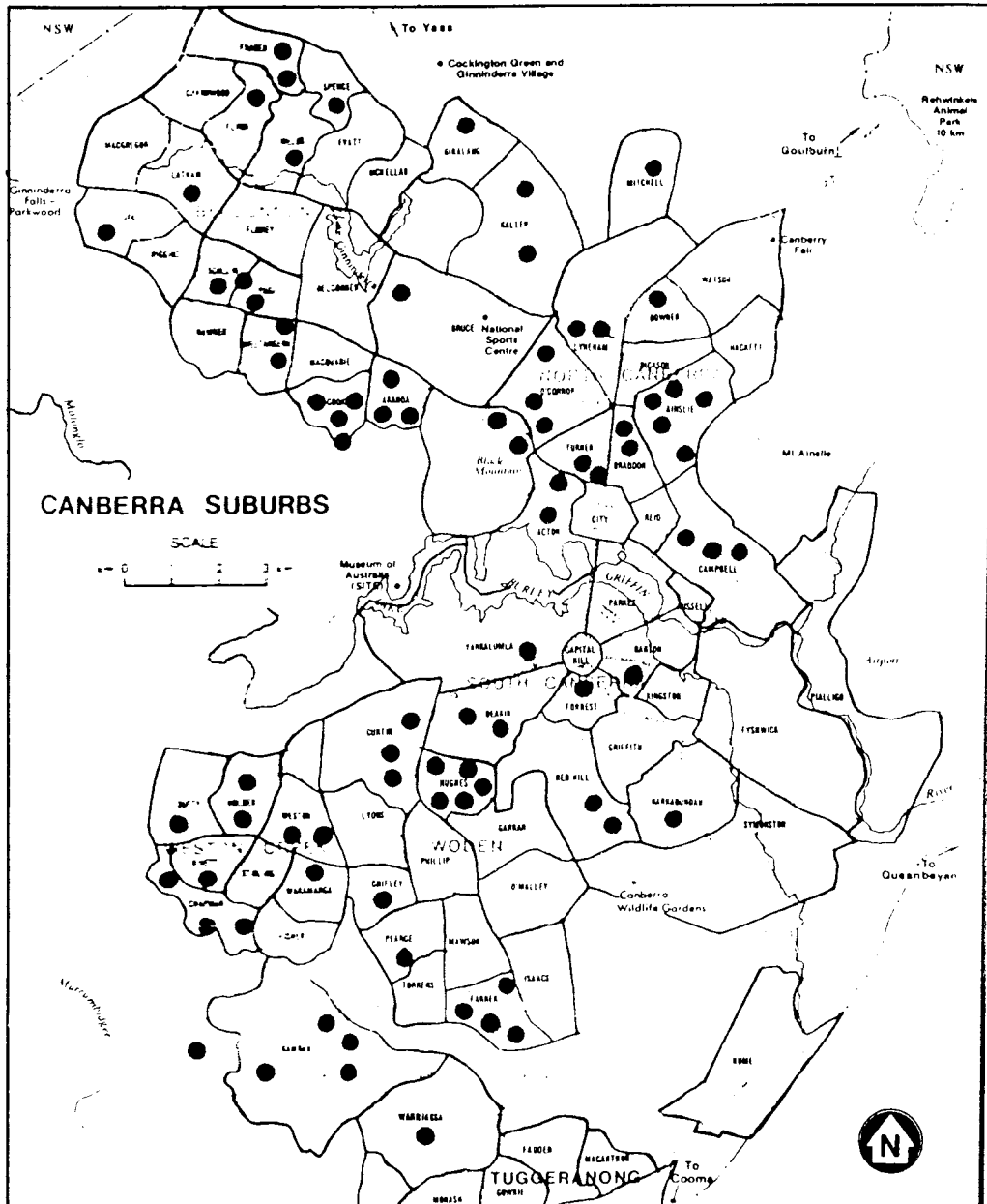
The values described above have been omitted for a small number of species which were only recorded once or twice during the GBS.

The first and last records of nests (n) and dependent fledglings (f) are given and the areas where breeding activity was recorded are listed.

The relative abundance of each species (A) and the percentage change on 1983-84 (dA) are shown in Table 8. For species where A is less than 0.01, dA ceases to be useful and is not given.

Species recorded in the GBS are ranked by frequency in Table 9. The percentage figure represents the percentage of survey sites in which the species was recorded (F).

FIGURE 2. LOCATION OF GARDEN BIRD SURVEY SITES



● = Garden Bird Survey site (total 84)

TABLE 8. GARDEN BIRD SURVEY SPECIES RANKED BY ABUNDANCE

For A values less than 0.01, dA is not calculated. If dA is greater than 0, an increase in numbers was recorded in comparison with 1983-84, if less than 0, a decrease was recorded. A dash (-) indicates that GBS figures were not available in 1983-84.

SPECIES	A	dA	SPECIES	A	dA
Common Starling	13.10	-14	Black-faced Cuckoo-shrike	0.618	12
House Sparrow	8.64	0	Striated Pardalote	0.596	66
Galah	5.82	-10	Common Myna	0.584	32
Silvereye	5.81	21	White-naped Honeyeater	0.576	-41
Pied Currawong	4.22	23	Laughing Kookaburra	0.505	3
Yellow-faced Honeyeater	3.69	-49	Eastern Spinebill	0.381	17
Sulphur-crested Cockatoo	2.94	-8	Willie Wagtail	0.343	11
Australian Magpie	2.26	2	Weebill	0.323	44
Crimson Rosella	2.12	18	European Goldfinch	0.311	0
Yellow-rumped Thornbill	1.73	29	Grey Fantail	0.289	58
Australian Magpie-lark	1.65	1	Red-browed Firetail	0.277	156
Red Wattlebird	1.62	10	White-winged Chough	0.240	7
Eastern Rosella	-1.48	22	Welcome Swallow	0.188	-10
Blackbird	1.33	15	Buff-rumped Thornbill	0.140	115
Feral Pigeon	1.25	-25	Noisy Miner	0.137	17
Noisy Friarbird	1.16	2	White-plumed Honeyeater	0.134	-15
Gang-gang Cockatoo	0.860	64	Rufous Whistler	0.129	-9
Spotted Pardalote	0.712	327	Fuscous Honeyeater	0.129	-36
Superb Fairy-wren	0.676	89	Varied Sittella	0.119	142
Red-rumped Parrot	0.675	53	White-throated Needletail	0.112	398
Australian Raven	0.669	-10	Brown Thornbill	0.111	108
Australian King-Parrot	0.636	39	Grey Currawong	0.108	47

SPECIES	TABLE 8. Cont.		SPECIES		
	A	dA		A	dA
New Holland Honeyeater	0.106	235	Dusky Woodswallow	0.023	-19
Straw-necked Ibis	0.103	-	Black-shouldered Kite	0.022	277
Masked Lapwing	0.102	55	Leaden Flycatcher	0.021	-3
Golden Whistler	0.092	21	Flame Robin	0.019	1040
Striated Thornbill	0.092	-45	White-throated Gerygone	0.019	20
Double-barred Finch	0.088	-59	Mistletoebird	0.016	13
Dollarbird	0.080	32	Port Lincoln Ringneck	0.015	500
Grey Shrike-thrush	0.080	19	Tree Martin	0.015	-63
White-eared Honeyeater	0.065	-35	Crescent Honeyeater	0.015	-31
Australian Kestrel	0.063	33	Fantailed Cuckoo	0.014	-44
Scarlet Robin	0.062	157	Horsfield's Bronze-Cuckoo	0.014	236
White-browed Scrubwren	0.055	230	White-faced Heron	0.012	44
Little Raven	0.053	809	Collared Sparrowhawk	0.012	3
White-throated Treecreeper	0.052	42	Rainbow Bee-eater	0.012	31
Southern Boobook	0.046	17	Speckled Warbler	0.010	9
White-browed Woodswallow	0.035	-	Brown-headed Honeyeater	0.010	-80
Australian Hobby	0.034	-32	Western Gerygone	0.009	
White-winged Triller	0.030	-23	Brown Falcon	0.006	
Pallid Cuckoo	0.026	-59	Eastern Yellow Robin	0.006	
Brown Goshawk	0.024	311	Sacred Ibis	0.005	
Olive-backed Oriole	0.024	-45	Little Lorikeet	0.005	
Common Bronzewing	0.023	245	Fairy Martin	0.005	

TABLE 8. Cont.

SPECIES	A	dA	SPECIES	A	dA
Rufous Songlark	0.005		Whistling Kite	0.001	
Restless Flycatcher	0.005		Marsh Harrier	0.001	
Satin Flycatcher	0.004		Yellow-tailed Blk-Cockatoo	0.001	
Rose Robin	0.004		Cockatiel	0.001	
Little Eagle	0.003		Rose-ringed Parakeet	0.001	
Peregrine Falcon	0.003		Peachface Lovebird	0.001	
Budgerigar	0.003		Brush Cuckoo	0.001	
Yellow Rosella	0.003		Tawny Frogmouth	0.001	
Shining Bronze-Cuckoo	0.003		Australian Owlet-nightjar	0.001	
Regent Honeyeater	0.003		Pink Robin	0.001	
Satin Bowerbird	0.003		Diamond Firetail	0.001	
Masked Woodswallow	0.003		Zebra Finch	0.001	
Wedge-tailed Eagle	0.002		Crested Pigeon	<0.001	
Superb Parrot	0.002		Long-billed Corella	<0.001	
Barn Owl	0.002		Rainbow Lorikeet	<0.001	
Fork-tailed Swift	0.002		Musk Lorikeet	<0.001	
Skylark	0.002		Swift Parrot	<0.001	
Clamorous Reed-Warbler	0.002		King Quail	<0.001	
Rufous Fantail	0.002		White's Thrush	<0.001	
Pacific Heron	0.001		Black-faced Monarch	<0.001	
			Yellow-tufted Honeyeater	<0.001	

TABLE 9. GARDEN BIRD SURVEY SPECIES RANKED BY DISTRIBUTION
(percentage of gardens in which species was recorded)

Species	%	Species	%
Galah	100	Masked Lapwing	31
Crimson Rosella	100	Southern Boobook	31
Australian Magpie	100	Pallid Cuckoo	30
Silvereye	99	Striated Thornbill	30
Common Starling	99	Brown Thornbill	29
House Sparrow	98	Fuscous Honeyeater	29
Australian Magpie-lark	98	Sacred Kingfisher	27
Eastern Rosella	96	Olive-backed Oriole	27
Noisy Friarbird	96	Double-barred Finch	25
Pied Currawong	96	Brown Goshawk	24
Sulphur-crested Cockatoo	95	White-throated Gerygone	21
Red Wattlebird	95	White-throated Treecreeper	21
Black-faced Cuckoo-shrike	93	Red-browed Firetail	25
Yellow-faced Honeyeater	93	Horsfield's Bronze-Cuckoo	20
Australian Raven	92	White-throated Needletail	20
Blackbird	89	White-winged Chough	18
Willie Wagtail	89	Straw-necked Ibis	17
Yellow-rumped Thornbill	82	Fan-tailed Cuckoo	17
Eastern Spinebill	82	White-winged Triller	17
Gang-gang Cockatoo	80	Buff-rumped Thornbill	17
Laughing Kookaburra	77	Varied Sittella	17
Grey Fantail	76	Collared Sparrowhawk	15
Striated Pardalote	71	Leaden Flycatcher	15
Feral Pigeon	64	Black-shouldered Kite	14
Spotted Pardalote	63	Brown Falcon	14
Superb Fairy-wren	62	Noisy Miner	14
Rufous Whistler	57	Crescent Honeyeater	14
Australian King-Parrot	56	White-faced Heron	13
European Goldfinch	55	Mistletoebird	13
White-eared Honeyeater	54	White-browed Scrubwren	12
White-naped Honeyeater	54	Rainbow Bee-eater	11
Red-rumped Parrot	51	western Gerygone	11
Welcome Swallow	46	Speckled Warbler	11
Grey Shrike-thrush	46	Peregrine ?Falcon	10
Dollarbird	45	Flame Robin	10
Grey Currawong	43	Restless Flycatcher	10
Australian Hobby	38	New Holland Honeyeater	10
Golden Whistler	37	Shining Bronze-Cuckoo	8
Scarlet Robin	35	Dusky Woodswallow	8
White-plumed Honeyeater	35	Common Bronzewing	7
Common Myna	33	Sacred Ibis	6
Weebill	32	Wedge-tailed Eagle	6
Australian Kestrel	31	Barn Owl	6

TABLE 9. (Cont)

Species	%	Species	
Rose Robin	6	Whistling Kite	1
Satin Flycatcher	6	Marsh Harrier	1
Little Eagle	5	King Quail	1
Budgerigar	5	Crested Pigeon	1
Tree Martin	5	Long-billed Corella	1
Richard's Pipit	5	Rainbow Lorikeet	1
Rufous Fantail	5	Musk Lorikeet	1
Little Raven	5	Swift Parrot	1
Little Lorikeet	4	Yellow Rosella	1
Cockatiel	4	Rose-ringed Parakeet	1
Rufous Songlark	4	Peachface Lovebird	1
Zebra Finch	4	Tawny Frogmouth	1
Satin Bowerbird	4	Australian Owlet-nightjar	1
Pacific Heron	2	Fork-tailed Swift	1
Yellow-tailed Blk-Cockatoo	2	Skylark	1
Superb Parrot	2	White's Thrush	1
Port Lincoln Ringneck	2	Eastern Yellow Robin	1
Brush Cuckoo	2	Black-faced Monarch	1
Fairy Martin	2	Regent Honeyeater	1
Pink Robin	2	Yellow-tufted Honeyeater	1
Clamorous Reed-Warbler	2	Diamond Firetail	1
Brown-headed Honeyeater	2	Masked Woodswallow	1
		White-browed Woodswallow	1

OTHER SURVEYS

Surveys of avifauna at the proposed Museum of Australia Site at Yarramundi Reach on Lake Burley Griffin, the Museum Site Survey, (MSS) were completed in January 1985. Features of the surveys conducted between July 1984 and January 1985 have been included in this report. The initial survey of the Inner Corridor of the Murrumbidgee River was carried out in June 1985. Some data from that survey has also been incorporated.

ACKNOWLEDGEMENTS

Records contained in this report originate from the Waterbird Survey (co-ordinator Michael Lenz), Garden Bird Survey (co-ordinator Ian Taylor), Museum Site Survey (co-ordinator Alistair Drake), Murrumbidgee River Survey (co-ordinator Ian Taylor) and the COG members who have contributed their own sightings, particularly Doug Ross (who surveyed LBGE) and George

Guy (who surveyed O'Malley and Isaacs Ridge). Michael Lenz kindly pre-processed the WBS data.

Graham Barwell brought the status of each species into line with those given in the Field List and Philip Veerman arranged the family groupings and the placement of foreign species. Huw Prendergast and Terry Lindsey kindly read and commented on early drafts of this report.

We wish to thank the National Capital Development Commission for permission to reproduce results gathered during the Museum Site and Murrumbidgee surveys. These surveys were initiated and funded by the Commission. The Bureau of Meteorology kindly supplied the meteorological data.

This report would not have been possible without the contributions from over 100 COG members, in the form of Garden Bird Charts, personal observations, as members of Waterbird, Museum or Murrumbidgee survey teams or as the dedicated data entry operators, particularly Pat Mooney, who typed the 150 000 items of garden bird data. In the past, we have been able to thank all contributors by name, but as the list of contributors has grown to such a size it is hoped that a blanket expression of gratitude will suffice.

ABBREVIATIONS

General


Note: these may appear in either upper or lower case depending on their position in a sentence.

Ad	Adult
CBN	<i>Canberra Bird Notes</i>
F	Fledgling (dependent)
Fem	Female
GBS	Garden Bird Survey
Hs	Homestead
Imm	Immature
Juv	Juvenile
LBath	Lake Bathurst
LBG	Lake Burley Griffin
LBGE	Lake Burley Griffin east end/Jerrabomberra Wetlands
LGeo	Lake George
LKin	Lake Ginninderra
LTug	Tuggeranong Weir / Village Dam
M	Male
Max	Maximum

Min Minimum
 MSS Museum Site Survey
 N Nest (with eggs or young)
 NBG National Botanic Gardens
 Pr Pair
 Qbn Queanbeyan
 Ra Range
 Rec Record
 Tid Tidbinbilla Nature Reserve
 VBR *Victorian Bird Report, 1984*
 WBS Waterbird Survey

Status

Abundance		Breeding status	
C	common	A	altitudinal migrant
I	irregular	BE	breeding escapee
L	localised	BM	breeding migrant
MC	moderately common	BN	breeding nomad
O	occasional	BR	breeding resident
R	rare	BV	breeding visitor
U	uncommon	BSM	breeding summer migrant
VC	very common	E	escapee
VR	very rare	N	nomad
VU	very uncommon	NBSM	non-breeding summer migrant
		PM	partial migrant
		PsM	passage migrant
		SU	status uncertain
		SV	summer visitor
		OW	over-wintering
		V	visitor
		WM	winter migrant



The Australian Kestrel
 was the most numerous
 raptor; see page 55.
 (All sketches are by
 the editor.)

SYSTEMATIC LIST

EMU

Emu *Dromaius novaehollandiae* SU.

Very unusual local rec: 1/1 Mar, Corin Ski **Area** (J.Gibson).

GREBES

Great Crested Grebe *Podiceps cristatus* U.BR.

Urban lakes: LBG numbers lower than 1983-84 (WBS). Bred at Museum Site.

LBath: greater numbers than 1983-84, max 19/22 Jul. Also at LGeo.

	Jul	Aug	Sep	Oct	Nov	Dec	Jan	Feb	Mar	Apr	May	Jun
LBG	-	3	-	2	-	3	-	2	-	0	-	0
LBath	13	(0)	3	7	(0)	0	0	0	1	1	0	0
LGeo	-	-	-	-	(3)	-	-	-	-	-	-	(0)

Hoary-headed Grebe *Poliiocephalus poliocephalus* C.BN.

Urban lakes: larger numbers than in 1983-84, LBG and LBGE numbers peaked in summer (WBS, A.Ross).

LBath: larger numbers than in 1983-84, numbers fluctuated but peaked in late summer (WBS).

Other: several adults with well-grown chicks/Dec, Lake Rd, Bungendore (Anon).

	Jul	Aug	Sep	Oct	Nov	Dec	Jan	Feb	Mar	Apr	May	Jun
LBG	-	19	-	51	-	167	-	206	-	44	-	25
LKin	-	-	0	12	-	-	-	0	-	0	-	0
LTug	-	-	-	0	-	0	-	0	0	1	0	1
LBath	229	(1)	223	696	(498)	555	742	1185	583	1505	94	17
LGeo	-	-	-	-	(225)	-	-	-	-	-	-	(0)

Australasian Grebe *Tachybaptus novaehollandiae* VC.BR.

Urban lakes: regular all lakes, very high numbers on LKin in Apr (wBs).

LBath: occasional, overall numbers lower.

Other: 3-10 present many areas/2 Jun, Murrumbidgee River (G.Browning et.al.); bred Dec, Gungahlin (C.Davey).

	Jul	Aug	Sep	Oct	Nov	Dec	Jan	Feb	Mar	Apr	May	Jun
LBG	-	52	-	9	-	11	-	28	-	17	-	2
LKin	-	-	0	0	-	-	-	46	-	155	-	0
LTug	-	-	-	0	-	0	-	3	1	1	0	0
LBath	5	(0)	1	0	(0)	3	0	0	5	0	0	0

PELICAN, DARTER AND CORMORANTS

Australian Pelican *Pelecanus conspicillatus* MC.V/BR.

General increase in numbers in the area between Apr-Jun.

Urban lakes: the low numbers recorded in 1983-84 declined further (WBS); 1 regularly, LBGE (Ross).

LBath: very few until Feb, more common than in 1983-84.

GBS: 12 overhead/1st week May, Aranda (K.Hahne and R.Kennemore); 6 overhead/2nd Week Jun, ANU (J.Grant and D.McCorquodale).

	Jul	Aug	Sep	Oct	Nov	Dec	Jan	Feb	Mar	Apr	May	Jun
LBG	-	0	-	2	-	0	-	0	-	0	-	8
LGIN	-	-	0	0	-	-	-	0	-	0	-	2
LBath	0	(0)	2	0	(0)	1	0	35	0	0	17	17

Darter *Anhinga melanogaster* C.BR.

1 occasionally, LBGE (Ross).

Other: 2 soaring/30 Sep, Mt Taylor (P.Veerman).

Great Cormorant *Phalacrocorax carbo* C.BV.

Urban lakes: a reduction in numbers on all lakes. LBG similar pattern to previous years with peak in Oct; LBGE increase in numbers through spring and summer (Ross).

LBath: recorded spring and summer, similar to 1983-84.

	Jul	Aug	Sep	Oct	Nov	Dec	Jan	Feb	Mar	Apr	May	Jun
LBG	-	39	-	65	-	26	-	10	-	10	-	21
LGIN	-	-	0	2	-	-	-	0	-	0	-	0
LTug	-	-	-	2	-	0	-	0	0	1	0	0
LBath	0	(0)	5	0	(1)	3	3	0	0	0	0	0

Pied Cormorant *Phalacrocorax varius* VU.V.

Urban lakes: 1/22 Apr, LBG (WBS); 1 most months, 2 in Oct, LBGE (Ross), similar to 1983-84.

Little Black Cormorant *Phalacrocorax sulcirostris* VC.BR.

Urban lakes: LBG numbers peaked in Feb then declined; LBGE a few regularly (Ross), overall numbers lower than 1983-84.

LBath: recorded Mar-May, the first for over two years.

	Jul	Aug	Sep	Oct	Nov	Dec	Jan	Feb	Mar	Apr	May	Jun
LBG	-	17	-	27	-	42	-	63	-	47	-	19
LGIN	-	-	12	22	-	-	-	0	-	10	-	11
LTug	-	-	-	0	-	0	-	1	0	0	0	0
LBath	0	(0)	0	0	(0)	0	0	0	2	12	2	0



Little Pied **Cormorant** *Phalacrocorax melanoleucos* VC.BR.

Urban lakes: LBG numbers more stable than 1983-84, overall more common; L_{Gin} increase over 1983-84; L_{Tug} as in 1983-84, concentrated over autumn, very high numbers for such a small area.

L_{Bath}: occasional, max in autumn.

	Jul	Aug	Sep	Oct	Nov	Dec	Jan	Feb	Mar	Apr	May	Jun
LBG	-	6	-	24	-	11	-	34	-	21	-	4
L _{Gin}	-	-	10	2	-	-	-	3	-	10	-	1
L _{Tug}	-	-	-	0	-	0	-	4	5	21	19	2
L _{Bath}	0	(0)	4	0	(0)	3	0	1	1	11	0	1

Note: still no recs of cormorants from L_{Geo} since it refilled.

HERONS, EGRETS AND BITTERNs

Pacific **Heron** *Ardea pacifica* MC.BV ?

Urban lakes: occasional late summer-winter (WBS); LBGE occasional Dec-Jun (Ross).

GBS: 1/4th week Jan, Kaleen (M.Clayton); 1/1st week Jan and 1/2nd week Feb, Weston (B.Lepschi) (see CBN 10 [31:104]). A=0.001 F=2% W=3 R=<0.5%

Other: 2/10 Mar, Cotter (H.Prendergast and A.Brooks); 1/26 Jun, Taemas Bridge, Burrunjuck (I.Taylor).

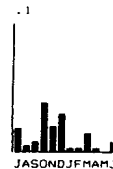
	Jul	Aug	Sep	Oct	Nov	Dec	Jan	Feb	Mar	Apr	May	Jun
LBG	-	0	-	0	-	0	-	1	-	1	-	1
L _{Tug}	-	-	-	0	-	0	-	1	0	1	0	0
L _{Bath}	2	(0)	0	0	(0)	0	0	0	0	0	0	0

White-faced Heron *Ardea novaehollandiae* VC.BR.

Urban lakes: LBG regular, unlike 1983-84; other lakes: similar to 1983-84 (WBS).

GBS: Most frequently recorded Oct-Dec. A=0.012 F=13% W=27 R=1%

Other: breeding/Oct, Acacia Inlet (R.Bell); 3/Jun, Deakin



West Oval (A.Drake); 1/May-Jun, Chapman (J.Holland).

L_{Bath}: fairly regular, similar to 1983-84.

L_{Geo}: max 10/25 Nov (WBS).

	Jul	Aug	Sep	Oct	Nov	Dec	Jan	Feb	Mar	Apr	May	Jun
LBG	-	7	-	9	-	5	-	5	-	2	-	5
L _{Gin}	-	-	0	0	-	-	-	3	-	0	-	1
L _{Tug}	-	-	-	1	-	2	-	2	0	0	0	0
L _{Bath}	1	(1)	1	0	(1)	0	4	0	2	2	1	0
L _{Geo}	-	-	-	-	(10)	-	-	-	-	-	-	(0)

Cattle Egret *Ardeola ibis* MC.V (LBGE), R.V (elsewhere).
 LBG: max 25/22 Apr (WBS); LBGE regular with large influx Mar-Apr, none in breeding plumage (Ross).

	Jul	Aug	Sep	Oct	Nov	Dec	Jan	Feb	Mar	Apr	May	Jun
LBG		1		0		0		0	-	25		1

Great Egret *Egretta alba* C.V.
 LBG and LBGE: 1-2 regularly (WBS, Ross).
 Other: 1/May-Jun, Pine Ridge Farm, Holt (J.Gibson).

	Jul	Aug	Sep	Oct	Nov	Dec	Jan	Feb	Mar	Apr	May	Jun
LBG		0		1		1		2		0		0
LTug	-			0		2		0	0	0	0	0

Little Egret *Egretta garzetta* VU.V Last rec: 1983.

Intermediate Egret *Egretta intermedia* U.V.
 1/10 Feb, LTug (Holland); 1 occasionally/Apr-Jun, LBGE (Ross, R.Gregory-smith).

Rufous Night Heron *Nycticorax caledonicus* MC.BR.
 Most recs are of juveniles.
 Urban lakes: 2/10 Feb, LBG (WBS); 1/20 May, LTug (Holland); 1 occasionally, LBGE (Ross).
 GBS: 1 regularly/Jul-Sep, ANU (Grant and McCorquodale), see *CBN 10* (1):17.
 Other: 2/March, Kambah Pool (Holland).

Little Bittern *Ixobrychus minutus* R.BV.
 1/21 Oct, LBG (WBS); 1/7 Dec, Acacia Inlet (Lepschi); 1/16 Dec, Museum Site (WBS); unusual breeding rec: 1 chick/28 Nov, Warrina Inlet (Davey).

Australasian Bittern *Botaurus poiciloptilus* VU.V. Last rec: 1978.

STORK, IBISES AND SPOONBILLS

Black-necked Stork *Xenorhynchus asiaticus* VR.V. Last rec: 1981.

Glossy Ibis *Plegadis falcinellus* U.V.
 Regular, 21 Jan-5 Feb, max 6, LBGE (Ross).



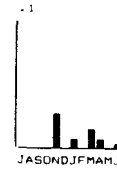
Sacred Ibis *Threskiornis aethiopica* C.V.

Only recorded on LBG and LBath during WBS; regular at LBGE with max Sep-Oct (Ross).

GBS: Seven records at various times from various areas.

A=0.005 F=6% W=7 R<0.5%

Other: regular May-Jun, max 95, Pine Ridge, Holt, moving to Belconnen Tip daily (J.Gibson).



	Jul	Aug	Sep	Oct	Nov	Dec	Jan	Feb	Mar	Apr	May	Jun
LBG		2		0		1		3		0		0
LBath	0	(0)	0	0	(0)	0	2	2	0	0	0	0

Straw-necked Ibis *Threskiornis spinicollis* C.V.

Urban lakes: occasional, LBG (WBS); regular, max Aug-Sep, LBGE (Ross).

GBS: much more common than Sacred Ibis in urban areas. Reported regularly in southern suburbs from 4th week Dec. Large flock present in many areas in Jun, e.g. 52/1st week Jun, Kambah (S.Wilson). A=0.103 F=17% W=18 R=1%

LBath: more numerous than in 1983-84 (WBS).

LGeo: 100/25 Nov (WBS).

Other: occasional on various sports ovals around Canberra during Winter.

	Jul	Aug	Sep	Oct	Nov	Dec	Jan	Feb	Mar	Apr	May	Jun
LBG	-	11		0		0		4	-	10		1
LBath	2	(11)	13	0	(0)	3	2	9	0	2	0	0

Royal Spoonbill *Platalea regia* U.V.

Typical number of recs: 1 occasionally, Sep, Mar, Apr, LBGE (Ross).

Yellow-billed Spoonbill *Platalea flavipes* U.V.

Typical number of recs: occasional, LBG and LTug (WBS); occasional, Dec-Apr, max 4. LBGE (Ross).

Other: 1 regularly, Apr-May, Pine Ridge, Holt (J.Gibson).

	Jul	Aug	Sep	Oct	Nov	Dec	Jan	Feb	Mar	Apr	May	Jun
LBG		0		0		0		1		0		0
LTug	-			0		0		0	1	1	1	0

SWAN, GEESE AND DUCKS

Plumed Whistling-Duck *Dendrocygna eytoni* R.V. Last rec: 1978.

Black Swan *Cygnus atratus* C.BR.

Urban lakes: more numerous on LBG and LGIN than in 1983-84, breeding Aug-Feb (WBS); regular, breeding Jul-Mar, LBGE (Ross).

GBS: 5 overhead/4th week Dec, Kambah (K.Goodridge).
 LBath: further 65% reduction in numbers from 1983-84 levels,
 breeding Jul-Dec (WBS).
 LGeo: large reduction between Nov and Jun (WBS).

	Jul	Aug	Sep	Oct	Nov	Dec	Jan	Feb	Mar	Apr	May	Jun
LBG	-	11*	-	11*	-	17*	-	15*	-	10	-	11
LGin	-		0	2				1	-	2		7
Bath	193*(642)	434*	127*(372)*	218*	256	229	184	261		168	164	
LGeo	-			-(400)	-							-(1)

Domestic Goose *Anser anser* E.
 Urban lakes: small feral population on LGin.

	Jul	Aug	Sep	Oct	Nov	Dec	Jan	Feb	Mar	Apr	May	Jun
LGin	-		3	5				6		4		3

Freckled Duck *Stictonetta naevosa* MC.V.
 More numerous than in 1893-84.
 Urban lakes: 1/Mar, LBGE (Ross).
 LBath: 6/21 Oct, 1/20 Jan, 8/10 Feb, 8/24 Mar, 4/20 May (WBS).

Cape Barren Goose *Cereopsis novaehollandiae* E. Last rec: ?

Australian Shelduck *Tadorna tadornoides* C/MC.BR.
 Summer peak on all lakes as in 1983-84.
 Urban lakes: LBG recorded Dec-Apr, max Feb (WES); LBGE max 20/Jan (Ross).
 LBath: numbers peaked in Feb, 3i/25 Nov.
 LGeo: considerable reduction between Nov and Jun.

	Jul	Aug	Sep	Oct	Nov	Dec	Jan	Feb	Mar	Apr	May	Jun
LBG		0		0		1	-	12		3		0
LBath	1	(3)	6	6	(89)*	53	533	1110	394	16	18	4
LGeo	-			-(1870)	-							-(44)

Pacific Black Duck *Anas superciliosa* VC.BR.
 Urban lakes: more numerous than in 1983-84, breeding all lakes
 Oct-Jan (WBS).
 LBath: peak in Feb, no breeding recs (WBS).
 Other: 221 eggs laid (22 clutches), 80% hatched, 5% fledged, 1st
 clutch: Jul, last clutch: Dec, Gungahlin (Davey).

	Jul	Aug	Sep	Oct	Nov	Dec	Jan	Feb	Mar	Apr	May	Jun
LBG	-	107	-	94*	-	338*	-	232	-	272	-	514
LGin	-	-	15	22*	-		-	53	-	44	-	33
LTug	-		-	23	-	66*	-	36	25	11	13	11
LBath	98	(2)	12	43	(22)	115	82	155	79	27	51	20
LGeo	-			-(110)	-							-(0)

Mallard/Domestic Duck *Anas platyrhynchos* BE.

All recs are ferns, no breeding recs (WBS); 2 occasionally, Apr-Jun, LBGE (Ross).

	Jul	Aug	Sep	Oct	Nov	Dec	Jan	Feb	Mar	Apr	May	Jun
LBG	-	6	-	1	-	0	-	2	-	10	-	1
LGIN	-	-	6	0	-	-	-	0	-	0	-	0
LTug	-	-	-	1	-	1	-	0	1	1	1	1

Grey Teal *Anas gibberifrons* C.BN.

Urban lakes: more numerous than in 1983-84, max Feb (WBS); 20 regularly, LBGE (Ross). No breeding recs.

LBath: slight increase over 1983-84 levels, max Jan-Feb (WBS).

LGeo: a large number recorded in Nov, indicating an increase in numbers throughout the area compared with 1983-84.

Other: 71 eggs laid (9 clutches), 97% hatched, 52% fledged, 1st clutch: Jul, last clutch: Dec, Gungahlin (Davey).

Unusually high numbers also recorded in Victoria in Nov (see VBR, p.17).

	Jul	Aug	Sep	Oct	Nov	Dec	Jan	Feb	Mar	Apr	May	Jun
LBG	-	16	-	1	-	43	-	112	-	26	-	51
LGIN	-	-	4	0	-	-	-	0	-	0	-	0
LTug	-	-	-	2	-	12	-	45	34	21	21	37
Bath	1279(195)	218	623*(432)	756*1191	1356	1493	565	200	708			
LGeo	-	-	-	(8500)	-	-	-	-	-	-	(4500)	

Chestnut Teal *Anas castanea* U.V (urban), MC.BR (other).

Urban lakes: occasional, LBG (WBS); 1-2 regularly, Sep-Mar, LBGE (Ross).

LBath: fewer than in 1983-84, max Feb, breeding Sep-Dec (WBS).

	Jul	Aug	Sep	Oct	Nov	Dec	Jan	Feb	Mar	Apr	May	Jun
LBG	-	0	-	0	-	0	-	1	-	1	-	0
LBath	39 (15)	29*	62 (22)*	38*	95	88	6	4	19	17		
LGeo	-	-	-	(7)	-	-	-	-	-	-	-	(10)

Australian Shoveler *Anas rhynchotis* C.V (urban), C.BV (other).

Urban lakes: regular, max Apr, LBG (WBS); 1st rec for LTug (WBS).

LBath: the trend of previous two years continued with a reduction, max Dec, peak not as pronounced as in 1983-84, no breeding recs (WBS).

LGeo: high numbers in Jun (WBS).

LBG	Jul	Aug	Sep	Oct	Nov	Dec	Jan	Feb	Mar	Apr	May	Jun
	-	10	-	2	-	5	-	15	-	76	-	7
LTug	-	-	-	1	-	1	-	0	0	0	0	0
LBath	391 (13)	18	142	(181)	486	266	116	130	210	138	57	
LGeo	-	-	-	(155)	-	-	-	-	-	-	-	(1140)

Pink-eared Duck *Malacorhynchus membranaceus* MC.V.

Urban lakes: occasional, max 20/23 Jun, LBG (WBS); regular Dec-Jun, max 26/Jan, LBGE (Ross).

LBath: increase since 1983-84, max summer-autumn.

LGeo: large numbers in Jun.

Other: 3-4/March, Parkwood Farm, McGregor (Graham).

	Jul	Aug	Sep	Oct	Nov	Dec	Jan	Feb	Mar	Apr	May	Jun
LBG		4		0		0		3		3		- 20
LBath	124	(0)	0	275	(64)	11	269	1232	749	3255	2360	439
LGeo	-			-	(2)	-				-	-	-(1150)

Hardhead *Aythya australis* MC.BV.

Urban lakes: LBG many more than 1983-84, max Dec (WBS); LBGE, max Dec (Ross).

LBath: many more than 1983-84, numbers more stable, breeding Dec (WBS).

	Jul	Aug	Sep	Oct	Nov	Dec	Jan	Feb	Mar	Apr	May	Jun
LBG	-	34	-	16	-	206	-	57	-	39	-	15
LBath	350	(17)	40	204	(180)	258*	279	278	266	268	115	66
LGeo	-			-	(28)	-						-(0)

Maned Duck *Chenonetta jubata* VC.BR.

Urban lakes: generally more numerous, but fewer breeding (WBS); LBGE regular but no breeding (Ross).

LBath: generally more numerous than 1983-84, max Feb, no breeding (wBs).

	Jul	Aug	Sep	Oct	Nov	Dec	Jan	Feb	Mar	Apr	May	Jun
LBG	-	50	-	227*	-	561*	-	1079	-	430	-	194
LGIN	-		9	24*	-		-	210	-	12		9
LTug	-			4	-	16	-	15	11	12	2	2
LBath	40	(0)	0	16	(0)	104	178	422	214	39	0	16

Blue-billed Duck *Oxyura australis* R.BV.

LBath: great increase in numbers compared with 1983-84, exceptional peaks in Dec and late summer-early autumn; 4 chicks/16 Dec (WBS).

	Jul	Aug	Sep	Oct	Nov	Dec	Jan	Feb	Mar	Apr	May	Jun
LBath	89	(0)	6	15	(0)	206*	47	15	36	229	310	180

Musk Duck *Biziura lobata* C.BR.

Urban lakes: overall numbers lower than in 1983-84; great decline on LBG after Dec (WBS); regular, LBGE (Ross).

LBath: fluctuating, exceptionally large numbers in Apr, no breeding recs (WBS).

Other: bred at Museum Site.

	Jul	Aug	Sep	Oct	Nov	Dec	Jan	Feb	Mar	Apr	May	Jun
LBG	-	12	-	19	-	14		3		5		1
LGin	-		2	1				4		2		1
LBath	22	(0)	10	17	(0)	84	76	16	30	295	66	57

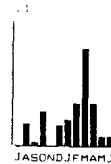
HAWKS AND ALLIES

Osprey *Pandion haliaetus* VR.V. Last rec: 1982.

Black-shouldered Kite *Elanus notatus* C.BR.

GBS: much more common and widespread than in previous years. Most frequently recorded Feb-Apr. A=0.022 F=14% W=28 R=2%

Other: regular, max 4, breeding?/LBath (various); occasional, max 3, LTug (Holland); regular, max 4 (2 ad+2 imm), LBGE (Ross); 1/22 Aug, Phillip (G.Guy); 1/30 Sep,



Mt Taylor (Veerman); 4 ad+1 juv/17 Feb, Pine Island (Taylor); 2 ad+1 juv/9 Mar, O'Malley (Guy); 2 ad+1 juv/15 Mar, Phillip (Guy); 5/24 Mar, Bungendore-Braidwood Rd (Gregory-Smith).

Letter-winged Kite *Elanus scriptus* VR.V. Last rec: 1977.

Black Kite *Milvus migrans* VR.V.

Erratum: CBN 10 (2):51. Correct date of Mt Mugga (Veerman) rec is 17 Jan 1985 not 17 Jan 1984 as indicated.


Square-tailed Kite *Lophoictinia isura* VR.V. Last rec: ?

Black-breasted Buzzard *Hamirostra melanosternon* VR.V. Last rec: 1970.

Whistling Kite *Haliastur sphenurus* C.BR.

GBS: unusual urban recs - 1/1st week Sep and 5th week Apr, Ainslie (Lenz). A=0.001 F=15 W=2 R<0.5%

Other: occasional, max 2, LBath (various); regular, max 2, LBGE (Ross); 2/28 Apr, Geary's Gap (Taylor); 1/19 May, Shepherd's Reserve (Taylor).



Brown Goshawk *Accipiter fasciatus* C.BR.

GBS: much more numerous and more widespread than in 1983-84. More frequently recorded spring-autumn. A=0.024 F=24% W=38 R=2%

Other: occasional at LBath (WBS), LBGE (Ross) and Museum Site; 1-2/Sep-Feb, Isaacs Ridge (Guy); 1 fem/12 Feb, Cotter (Taylor); 1/28 Apr, Geary's Gap (Taylor).



Collared Sparrowhawk *Accipiter cirrhocephalus* U.BR.

GBS: numbers and distribution unchanged. Recorded regularly in small numbers all months. A=0.012 F=14% W=28 R=1%

Other: 2/spring, NBG (K.Thaler); 1 ad+2 juv/3 Feb, Isaacs Ridge (Guy).



Grey Goshawk *Accipiter novaehollandiae* VR.V. Last rec: 1983.

White-bellied Sea-Eagle *Haliaeetus leucogaster* U.BR.

Regular, max 2, breeding?, LBath (various); pair displaying/23 Jun, LBath SE corner (H.Nix).

Wedge-tailed Eagle *Aquila audax* C.BR.

GBS: 8 recs (compare 3 recs in 1983-84), 5 in Kambah (Wilson, F.Schalger, Goodridge). A=0.002 F=6% W=8 R<0.5%

Other: regular, max 2, LBath (various); 2 regularly, Manar (Gregory-Smith); 2/17 Mar, Black Ra. (J.Gibson); 2/10 May, Land's End Hs (Taylor); 2/18 May, Shepherds Reserve (Taylor).

Little Eagle *Hieraaetus morphnoides* MC.BR.

GBS: 11 recs from Weston (Lepschi), Chapman (Browning) and Kambah (Wilson, Bell). Only 3 recs in 1983-84. Most recs Dec-Jun. A=0.003 F=5% W=10 R<0.5%

Other: 1 occasionally, LBath (various); 1pr regularly, Isaacs Ridge and O'Malley (Guy); 1/25 Nov, LGeo N (M.Lenz); 1/5 Feb, LBGE (Ross).

Spotted Harrier *Circus assimilis* VU.V.

Very unusual recs: 1/Dec-Feb, Bywong, Sutton, Gundaroo (P.Wicksteed); 2 ad+1 juv/20 Jan, LBath NW (Nix); 1 ad+1 juv/10 Feb, LBath NE and Morass (M.Doyle); 1 ad+3 imm/24 Apr, LBath SE (Lenz).

Marsh Harrier *Circus aeruginosus* MCL.BR (?)

GBS: two unusual urban records: 1/4th week Apr and 1/1st week May, Curtin (B.Nagle and M.Zuvich). A=0.001 F=1% W=2 R<0.5%

Other: occasional, max 2, LBath (various); 2/4 Aug, LBGE (G.Duggan); 1/16 Dec, LTug (Holland).

FALCONS


Black Falcon *Falco subniger* VU.SM.

Unusual recs: 1/17 Jan, Gunghalin (Davey); 1/20 Jan, LBath SE (Lenz); 1/10 Feb, LBath NE (Doyle).

Peregrine Falcon *Falco peregrinus* C.BR.

GBS.: similar numbers to 1983-84. Recorded sporadically all areas. Mainly recorded between Nov and Apr. A=0.003 F=10% W=9 R<0.5%

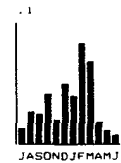
Other: occasional, max 2, LBath (various); 1/1 Sep, Lyneham (Prendergast); 1/20 Oct, Booroomba Rocks (M.Larkin); 1pr+2 fledged juvs/25 Nov, LGeo N (Lenz); 1/27 Feb, Red Rocks Gorge (Taylor); 1/31 Mar, Camel Back (J.Gibson); 2/28 Apr, Geary's Gap (Taylor); 1/25 May, Booroomba Rocks (Larkin); 1/15 Jun, Black Mt Pen. (Prendergast).



Australian Hobby *Falco longipennis* C.BR.

GBS: similar numbers and distribution to 1983-84. Recorded more frequently in late summer and early autumn as in previous years. The most widespread raptor. 3 including f/4th week Feb, Weston (Lepschi). A=0.034 F=22% W=44 R=2%

Other: 1 regularly, LBGE (Ross); 1/23 Aug, Garran (Guy); 1/10 Nov, Rivett (Holland); 1/9 Dec, Mt Taylor (Veerman); 1/17 Feb, Waramanga (Holland); 1/31 May, Chifley (Guy).

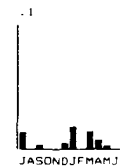


Grey Falcon *Falco hypoleucos* VR.V. Last rec: 1976 ?

Brown Falcon *Falco berigora* C.BR.

GBS: numbers and distribution both double 1983-84 levels. A=0.006 F=14% W=13 R<0.5%

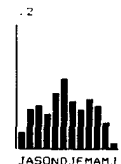
Other: 1 regularly, LBGE (Ross); occasional, max 3, LBath (various); numerous recs from LTug, Coppins Crossing, Pine Island, Cotter, Isaacs Ridge, O'Malley and Dairy Flat (various).



Australian Kestrel *Falco cenchroides* C.BR.

GBS: numbers and distribution largely unchanged. Most numerous raptor. As in previous years, recorded more frequently in warmer months. 2 imm/1st week Nov, Holt (Davey); n/2nd week Nov, 2f/2nd week Dec, Farrer (Preston). A=0.063 F=31% W=46 R=4%

Other: regular, max 5, LBath (various); occasional, max 2, LBGE (Ross); 2 ad+3 juv in nest in *Eucalyptus blakelyi*/21 Oct, Mt Taylor (Larkin); 2 ad+2 imm/28 Nov and 12 Dec, O'Malley (Guy); 2 ad+2 imm/10 Jan, Holt (J.Gibson); occasional, LTug (Holland).



QUAILS

Stubble Quail *Coturnix novaezeelandiae* MC.BR ?

Regular, breeding, max 73, LBath (various); regular Oct-Mar, max 5, LBGE (Ross); 2/25 Apr, LTug (Holland).

King Quail *Coturnix chinensis* R.V/E.

GBS: 1 escapee/1st week Mar, Weston (Lepschi).

Brown Quail *Coturnix australis* U.BR ?

Unusual recs: 1/19 Aug, LBath SE (Lenz); 1/11 Nov, LBGE (Ross); 6/25-26 Jan, LBGE (Ross); 8/12 Feb, Stockdill Dr (Graham).

BUTTON-QUAILS, RAILS, CRANE AND ALLIES

Red-backed Button-quail *Turnix maculosa* R.SV ? Last rec: 1973.

Painted Button-quail *Turnix varia* MC.BR.

Unusual rec outside Ainslie-Majura and Black Mt area: 1/12 Sep, Isaacs Ridge (Guy).

Little Button-quail *Turnix velox* R.SV ? Last rec: 1969.

Red-chested Button-quail *Turnix pyrrhothorax* R.SV ?

Last rec: 1969.

Plains-wanderer *Pedionomus torquatus* VR.V. Last rec: 1954.

Buff-banded Rail *Rallus philippensis* R.BSV.

A number of very unusual recs (first since 1981): 1/11 Nov and regularly 24 Jan-1 Feb, LBGE (Ross); 1 at pool in Zoology Bldg courtyard/1st Week Nov, ANU (Grant and McCorquodale); 1 found dead/5 Mar, Ginninderra Farm (Davey).

Lewin's Rail *Rallus pectoralis* U.SV ?

Extremely unusual rec (first since 1972): 1/28 Jan, LBGE (Ross).

Baillon's Crake *Porzana pusilla* U.BSV ?

Unusual recs: 4/16 Dec, Kelly's Swamp (WBS); regular, max 4, 23 Dec-30 Jan, LBGE (Ross).

Australian Crake *Porzana fluminea* U.BSV ?

Very unusual recs (first since 1981): regular, max 35, 17 Jan-25 Feb, LBGE (Ross); 1/10 Feb, 5/20 May, 1/23 Jun, LTug (Holland).

Spotless Crane *Porzana tabuensis* R.SV.

Unusual rec: regular, max 4, 28 Jan-2 Feb and 1/17 Mar, LBGE (Ross).

Black-tailed Native-hen *Gallinula ventralis* VR.V. Lat rec: 1969.

Dusky Moorhen *Gallinula tenebrosa* VC.BR.

Urban lakes: high numbers on LGin compared with LBG; overall numbers unchanged; breeding recorded LBG (WBS) and Ginninderra Ck (Graham).

Other: bred Oct-Dec, Gungahlin (Davey).

	Jul	Aug	Sep	Oct	Nov	Dec	Jan	Feb	Mar	Apr	May	Jun
LBG	-	92	-	73	-	63*	-	85	-	81	-	75
LGin	-	-	61	34			-	70	-	82	-	30
LTug	-		-	10		3	-	11	9	12	10	1

Purple Swamphen *Porphyrio porphyrio* C.BR.

Urban lakes: numbers largely unchanged, increase on LTug, breeding on LBG (WBS); breeding Nov-Feb, LBGE (Ross).

Other: bred at Museum Site (MSS) and at Gungahlin (Sep) (Davey).

	Jul	Aug	Sep	Oct	Nov	Dec	Jan	Feb	Mar	Apr	May	Jun
LBG	-	122	-	106	-	65	-	71*	-	65	-	83
LGin	-	-	21	18			-	20	-	32	-	30
LTug	-			3		9		9	13	11	16	12

Eurasian Coot *Fulica atra* VC.BV.

Urban lakes: numbers declined in Oct on all lakes then built up again during remainder of year, slight overall increase over 1983-84 (WBS); brood of 4/Dec-Jan, LBGE (Ross).

LBath: fluctuating, slight increase over 1983-84 (WBS).

LBG	Jul	Aug	Sep	Oct	Nov	Dec	Jan	Feb	Mar	Apr	May	Jun
	-	533	-	112	-	485	-	819	-	1285	-	1121
LGin	-	-	215	10	-	-	-	684	-	941	-	737
LTug	-	-	-	4	-	14	-	29	34	32	26	35
Bath	1802	220	810	1059	2225	2580	824	1035	759	1153	1600	733

Brolga *Grus rubicundus* VR.V. Last rec: 1978.

Australian Bustard *Ardeotis australis* [locally extinct] Last rec: 1920.

Bush Thick-knee *Burhinus magnirostris* VR.V. Last rec: 1976.

Painted Snipe *Rostratula benghalensis* VR.V. Last rec: 1978.

LAPWINGS, PLOVERS AND DOTTEREL

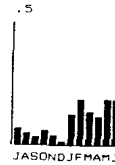
Masked Lapwing *Vanellus miles* VC.BR.

Urban lakes: numbers comparable to previous years; LBG max Jun (WBS); breeding, Oct-Dec, LBGE (Ross).

LBath: fluctuating, slightly lower than 1983-84.

GBS: very low numbers in Dec, followed by considerably higher numbers Jan-Jun. A=0.102 F=31% W=48 R=3%

Other: bred Nov, Gungahlin (Davey).



	Jul	Aug	Sep	Oct	Nov	Dec	Jan	Feb	Mar	Apr	May	Jun
LBG	-	17	-	22	-	30	-	41	-	15	-	99
LGIN	-	-	3	3	-	-	-	6	-	4	-	6
LTug	-	-	-	2	-	0	-	3	8	4	19	7
LBath	161	(17)	19	68	(43)*	80	173	105	101	78	48	83
LGeo	-	-	-	-	(100)	-	-	-	-	-	-	(22)

Banded Lapwing *Vanellus tricolor* VU.BR.

LBath: numbers similar to 1983-84, appears to be absent autumn-winter, no breeding recs (WBS).

	Jul	Aug	Sep	Oct	Nov	Dec	Jan	Feb	Mar	Apr	May	Jun
LBath	0	(0)	7	26	(6)	0	0	11	0	0	0	0

Lesser Golden Plover *Pluvialis dominica* VR.SV.

LBath: very unusual recs (first since 1980): regular, Sep-Feb, max 14/20 Jan (WBS).

	Jul	Aug	Sep	Oct	Nov	Dec	Jan	Feb	Mar	Apr	May	Jun
LBath	0	(0)	3	0	(8)	4	14	5	0	0	0	0

Red-kneed Dotterel *Erythrogonys cinctus* U.SV.

Urban lakes: regular Dec-Jun, LBGE (Ross). LBath: fluctuating, max Dec (WBS).

	Jul	Aug	Sep	Oct	Nov	Dec	Jan	Feb	Mar	Apr	May	Jun
LBG	-	0	-	0	-	4	-	7	-	2	-	3
LBath	0	(0)	12	0	(0)	19	0	0	1	0	1	1

Double-banded Plover *Charadrius bicinctus* VR.V (urban), MC.WV.

LBath: fewer than in 1983-84, no recs Sep-Jan as in previous year.

	Jul	Aug	Sep	Oct	Nov	Dec	Jan	Feb	Mar	Apr	May	Jun
LBath	6	(40)	0	0	(0)	0	0	3	0	22	31	17
LGeo	-	-	-	-	(0)	-	-	-	-	-	-	(20)

Red-capped Plover *Charadrius ruficapillus* R.V (urban), C.BR.

LBath: similar numbers to 1983-84, 1 juv/25 Nov (WBS).

	Jul	Aug	Sep	Oct	Nov	Dec	Jan	Feb	Mar	Apr	May	Jun
LBath	186	(82)	53	132	(76)	*132	151	184	102	135	63	133
LGeo	-	2' 44'	-	-	(4)	-	-	-	-	-	-	(68)

Black-fronted Plover *Charadrius melanops* C.BR.

Urban lakes: similar numbers to previous years, max LBG 20/10 Feb (WBS); regular LBGE (Ross); 2/Oct, Pine Is (Guy).

LBath: numbers stable, but no recs Nov-Mar (WBS).

LBG	Jul	Aug	Sep	Oct	Nov	Dec	Jan	Feb	Mar	Apr	May	Jun
	-	2	-	3	-	1	-	20	-	4	-	4
LGIN	-	-	0	0	-	-	-	1	-	0	-	0
LTug	-	-	-	4	-	4	-	6	3	2	5	0
LBath	11	(0)	4	2	(0)	0	0	0	0	1	3	2

STILTS AND AVOCET

Black-winged Stilt *Himantopus himantopus* MC.SV.

Urban lakes: 1/10 Feb, LBG (WBS); regular Jan-Mar and Jun, LBGE (Ross).

LBath: numbers fluctuated but still more regular than in 1983-84 (WBS).

	Jul	Aug	Sep	Oct	Nov	Dec	Jan	Feb	Mar	Apr	May	Jun
LBath	4	(2)	2	12	(4)	22	69	45	16	16	28	18
LGeo	-	-	-	-	(2)	-	-	-	-	-	-	(0)

Banded Stilt *Cladorhynchus leucocephalus* SU. Last rec: 1983.

Red-necked Avocet *Recurvirostra novaehollandiae* VR.V.

More unusual recs: 2/21-27 Jan, LBGE (Ross); and 75/23 Jun, LGeo (WBS) - largest number to date. Unprecedented numbers also recorded in Victoria in 1984 (see VBR, p.21).

SANDPIPERS AND ALLIES

Ruddy Turnstone *Arenaria interpres* R.V. Last rec: 1982.

Eastern Curlew *Numenius madagascariensis* VR.SV. Last rec: 1983.

Little Curlew *Numenius minutus* VR.V. Last rec: 1982.

Wood Sandpiper *Tringa glareola* R.SV. Last rec: 1978.

Common Sandpiper *Tringa hypoleucos* R.SV. Last rec: 1983.

Greenshank *Tringa nebularia* U.V.

Unusual rec: 1/21 Oct, LBath (WBS).

Marsh **Sandpiper** *Tringa stagnatilis* R.SV.
Two unusual recs: 1/20 Jan and 1/10 Feb, LBath (WBS).

Latham's Snipe *Gallinago hardwickii* C.SV.
Urban lakes: similar numbers to 1983-84; regular 29 Aug-21 Mar, LBGE (Ross). LBath: 1/16 Dec (WBS).

	Jul	Aug	Sep	Oct	Nov	Dec	Jan	Feb	Mar	Apr	May	Jun
LBG		0		4	-	23	-	16			0	0
LTug	-			1		1		0	0	0	0	0
LBath	0	(0)	0	0	(0)	1	0	0	0	0	0	0

Bar-tailed Godwit *Limosa lapponica* VR.SV. Last rec: 1979.

Sharp-tailed Sandpiper *Calidris acuminata* MC.SV.
Urban lakes: 1/21 Oct, LBG (WES); 1/9 Sep and 7/18 Oct, LBGE (Ross).
LBath: fewer than in 1983-84, no recs Sep-Apr as in previous years (WBS).

	Jul	Aug	Sep	Oct	Nov	Dec	Jan	Feb	Mar	Apr	May	Jun
LBG		0		1		0		0			0	0
LBath	0	(0)	36	12	(2)	13	189	55	1	1	0	0
LGeo	-			-	(2)	-						(0)

Pectoral Sandpiper *Calidris melanotos* VR.V. Last rec: 1977.

Red-necked Stint *Calidris ruficollis* VR.V (urban), MC.V (other).
LBath: fewer than in 1983-84, seasonal fluctuations similar (WBS).

	Jul	Aug	Sep	Oct	Nov	Dec	Jan	Feb	Mar	Apr	May	Jun
LBath	6	(1)	44	55	(48)	80	25	43	3	6	2	0

Curlew Sandpiper *Calidris ferruginea* VU.V.
LBath: similar fluctuations to 1983-84 except for 8/24 Mar and 1/23 Jun. Overall numbers much lower (WBS).

	Jul	Aug	Sep	Oct	Nov	Dec	Jan	Feb	Mar	Apr	May	Jun
LBath	4	(1)	1	13	(8)	30	0	0	8	0	0	1

Australian Pratincole *Stiltia isabella* VR.V. Last rec: 1983.

GULL AND TERNS

Silver Gull *Larus novaehollandiae* VC.BR.
Urban lakes: similar numbers and fluctuations to 1983-84 with peak Dec-Apr; no recs LGIN (WBS). See CBN 9(4):158.

LBath: similar numbers and fluctuations to 1983-84 with a decline in numbers Dec-May, many juvs fledging in Oct (WBS).

	Jul	Aug	Sep	Oct	Nov	Dec	Jan	Feb	Mar	Apr	May	Jun
LBG	-	348	-	324	-	1237	-	1095	-	1132	-	875
Bth	1829	2000	1510	2175*	130	590	509	204	457	638	570	1136
L G e o		-	-	(1 1 0 0)		-	-	(6 0 0)				

Whiskered Tern *Chlidonias hybrida* VU.BV.
Unusual rec: 4/16 Dec, LBath (WBS).

White-winged Tern *Chlidonias leucoptera* VR.V. Last rec: 1962.

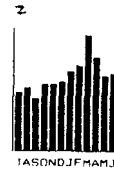
Gull-billed Tern *Gelochelidon nilotica* VR.V.
Very unusual rec: 1/23 Sep, LBath (WBS, Lenz).

Caspian Tern *Hydroprogne caspia* VR.V. Last rec: 1979.

PIGEONS

Feral Pigeon *Columba livia* C.BR.

GBS: numbers rather lower but more widespread than in 1983-84. More frequently recorded Jan-Jun; n/1st week Aug, ANU (Taylor); Please submit all breeding recs. A=1.25 F=64% W=52 R=20%



Spotted Turtle-dove *Streptopelia chinensis* R.V/E. Last rec: 1984.

Barbary Dove *Streptopelia risoria* E. Last rec: 1983.

Peaceful Dove *Geopelia placida* R.V/E.

Unusual recs: 1/21 Oct, LBG sect.5 (Hahne); 3/11 Dec, Royal Canberra Yacht Club (Prendergast, Taylor); 3 (same as above?)/21 Apr, Yacht Club (Hahne).

Diamond Dove *Geopelia cuneata* R.V/E.

Unusual rec: 1/16 Dec, Black Mt Pen (R.Cornes); 1/26 Dec, Black Mt Pen (.Allen). See CBN 9(3):92.

Common Bronzewing *Phaps chalcoptera* MC.BR.

GBS: more numerous and widespread than in 1983-84. Recorded more often in warmer months. Late summer-autumn peak as in previous years. A=0.023 F=7% W=37 R=1%

Other: regular/Nov-Dec, Gundaroo (B.Moore); 1/12 Jan, Pine Ridge (J.Gibson); 1/16 Feb, Holder (Holland); 1/23 Mar, Isaacs Ridge (Guy); 1/20 May, LBath SE (Lenz).

Brush Bronzewing *Phaps elegans* MC.BR (ranges). Last rec: 1979.

Crested Pigeon *Ocyphaps lophotes* VU.V.

GBS: unusual urban rec - 1/2nd week Apr, ANU (Taylor).

Other: regular, max 12, Murrumbateman (G.Gibson); occasional, Manar (Gregory-smith); 2/27 Aug, Bibaringa Hs (F.Gard); 1/Sep-Oct, Holder (P.Roberts); 2/24 Feb, Huntly (Graham); 3/28 Feb, Gundaroo (Wicksteed); 3/24 May, Lanyon (M.Compton); 7/26 May, Fairvale Hs (Taylor); 8/21 Jun, Yass G.C. (Taylor).

Wonga Pigeon *Leucosarcia melanoleuca* U.BR (ranges).

1/26 Jul, Mt Clear (Taylor); 2/1 Aug, Lees Ck (Taylor); 2/3 Aug, Mountain Ck Rd (Taylor); 1/14 Aug, Mt Clear (Taylor); 1/1 Sep, Mt Franklin (Taylor); 2/16 Sep, Honeysuckle Ck (J.Gibson); 1/16 Oct, Birrigai (Larkin); 1/18 Oct, Apollo Rd (Larkin); 1/20 Oct, Honeysuckle Ck (Larkin); 1/3 Nov, Honeysuckle Ck (Larkin); 3/18 Nov, Warks Rd (J.Gibson); 1/20 Jan, Orroral (Larkin); 1/10 Mar, Tinderry Ra (COG outing); 2/14 Jan, Honeysuckle Ck (J.Gibson); 2/20 Apr, Honeysuckle Ck, (J.Gibson); 1/17 Apr,- Mt Franklin (J.Gibson); 2/23 Jun, Sunny Corner Trail (J.Gibson).

COCKATOOS

Glossy Black-Cockatoo *Calyptorhynchus lathami* R.V. Last rec: 1983.

Yellow-tailed Black-Cockatoo *Calyptorhynchus funereus* MC.BR/V.

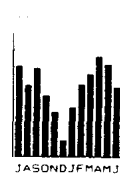
GBS: unusual urban recs - 2/4th week Jul, Kambah (Goodridge); 1/5th week Jan, Kambah (R.Bennett).

Other: c.50/1 Jul, 10 km E of Bungendore (W.Gregson); 58/25 Jul, Gibraltar Falls (Taylor); 10/? Oct, Paddy's River (G.Young); 4/7 Nov, Qbn (Wanna Wanna Rd) (Anon); 2/2 Dec, Boboyan Pine Forest (R.Green); 6/9 Dec, Mt Franklin (Green); 2/20 Apr, Honeysuckle Ck (J.Gibson); 6/28 Apr, Mt Coree (McClay); 31/12 May, Cotter-Murrumbidgee confluence (Taylor); 2/1 Jun, Gibraltar Falls (J.Gibson); 40/2 Jun, Cotter-Murrumbidgee confluence (Drake); 20/12 Jun, Blue Ra Hut (L.Beardsell); 2/17 Jun, Murray's Corner (Ward).




Gang-gang Cockatoo *Callocephalon fimbriatum* C.BR.

GBS: more numerous and widespread than in previous two years. Very low numbers in Dec as noted in 1983-84. A=0.860 F=80% W=52 R=28
Other: 12+/5 Feb, ANU Staff Centre (Holland).



Galah *Cacatua roseicapilla* VC.BR.

GBS: one of the few species recorded in all gardens. Numbers slightly lower than in 1983-84. Sudden winter increase noted in 1982-83, but not 1983-84. First f/2nd week Nov, ANU (Taylor); last f/3rd week Mar, Farrer (D.Rentz). Other breeding recs: Aranda (Hahne and Kenmore), Kambah (Wilson). A=5.82 F=100% W=52 R=72%



Long-billed Corella *Cacatua tenuirostris* R.V/E.

GBS: unusual rec - 1/1st week Jul, O'Connor (ACT Parks and Conservation).

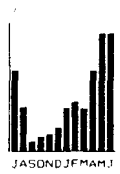
Little Corella *Cacatua sanguinea* R.V/E. Last rec: 1983.

Pink Cockatoo *Cacatua leadbeateri* VR.V/E.

First recs since 1967. Addendum: 1/23 Oct 1983, LGeo (Veerman). 1 ('excellent view at 50m, flying overhead')/21 Apr, Lyneham (Prendergast) (escapee?)

Sulphur-crested Cockatoo *Cacatua galerita* MC.BR.

GBS: overall numbers and distribution unchanged, but summer-autumn numbers much higher than in 1983-84. 1 at nest hollow/5th week Oct, ANU (Taylor); last f/3rd week Apr, ANU (Taylor). A=2.94 F=95% W=52 R=47%
Other: 170/19 Jul, Tid (Taylor); 150/14 Aug, Willowvale



Hs (Taylor); 92/18 Aug, Corroboree Park (Taylor); 40+juv/5 Jan, Uriarra Crossing (Taylor); 130/13 Apr, Pine Ridge (J.Gibson); 200/29 Apr, ANU North Oval (Taylor); 300/28 May, ANU North Oval (Lenz).

LORIKEETS

Rainbow Lorikeet *Trichoglossus haematodus* R.V.

GBS: unusual rec - 1/2nd week Nov, Scullin (B.Staples). 5 recs in 1983-84.

Scaly-breasted Lorikeet *Trichoglossus chlorolepidotus* SU. Last rec: 1984.

Musk Lorikeet *Glossopsitta concinna* R.V/E.
GBS: unusual rec - 1/13 Oct, Scullin (M.Butterfield).
Other: 1 regularly/Nov-Feb, Scullin (McLachlan).

Little Lorikeet *Glossopsitta pusilla* U.V.
Much more common and widespread than in previous years, first recs since 1982.

GBS: 6/4th week Dec, Kaleen (Clayton); 4/4th week Jan, Ainslie (Lenz); 5/4 Apr, Ainslie (Taylor). A=0.005 F=4% W=3 R<0.05%
Other: 1/15 Sep, Reid (Taylor); 5/20-28 Jan, O'Malley (Guy); 4/26 Jan, Ainslie (Lenz); 2/7 Feb, Gungahlin (Davey); c.20/28 Feb, Bellmount Forest (Wicksteed); 6/1st week Apr, Gundaroo (Moore).

PARROTS

Australian King-Parrot *Alisterus scapularis* C.BR.

GBS: numbers returned to 1982-83 levels after a drop in 1983-84. Rapid build-up Feb-Mar. A=0.636 F=56% W=52 R=19%

Other: 660 on roost flight/12 May, Scrivener Dam (Lenz); 1 With yellow on chest/28 Jun, Deakin (Palmer). This lutino bird was also reported about 2 weeks later in Yarralumla (Taylor).



Superb Parrot *Polytelis swainsonii* U.V/E. -

GBS: 1m escapee (?)/22 Oct, Ainslie (Lenz); four recs of single birds between 1st week Dec and 3rd week Feb, Aranda (D.McGrath); 1m feeding With Australian King-Parrots/27 Feb, Ainslie (Lenz). A=0.002 F=2% W=5 R<0.5%

Other: [Addendum: 4/8 Mar 1984, between Lyneham and Gungahlin (J.Calaby)]; 2/23 Sep, Sutton (Taylor); regular, max 8/Oct-Jan, Murrumbateman (G.Gibson); 6/10 Dec, Gundaroo (Gunn); 1 escapee/6 Jan, ANU (Taylor, C.Tappere); 1 fem/13 Apr, Cook (W.Jolly).


Cockatiel *Nymphicus hollandicus* VU.V/E.

GBS: /A/2nd Week Aug, Curtin (Nagle and Zuvich); 1 escapee (?)/1st week Jan, Kaleen (Clayton); 1/1st week Feb, Latham (G.Barwell). k=0.001 F=4% W=3 R<0.5%

Budgerigar *Melopsittacus undulatus* VR.V/E.

GBS: 9 records of escapees from various areas. A=0.003 F=5% W=8 R<0.5%

Other: 1 ('strong flight') regularly/22 Oct-25 Apr, Parliamentary Triangle (Ross); 1/16 Dec, LBG sect.4 (Comes).



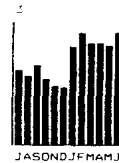
Swift Parrot *Lathamus discolor* U.V.

GBS: unusual rec - 2/3rd week Apr, Red Hill (L.Andrews, Veerman and J.Clyde).

Red-capped Parrot *Purpureicephalus spurius* E. Last rec: 1983.

Crimson Rosella *Platycercus elegans* VC.BR.

GBS: very widespread - one of the few species recorded in all gardens. Overall numbers returned to 1982-83 levels after a drop in 1983-84. Numbers rose in summer as in previous year. First f/2nd week Nov, Farrer (Preston); last f/2nd week Feb, Holt (Davey); other breeding recs: ANU (Taylor), Red Hill (Andrews), Farrer (J.Redmond).



A=2.12 F=100% W=52 R=56%

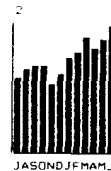
Other: bred at Museum Site.

Yellow Rosella *Platycercus elegans* E.

GBS: single bird recorded intermittently, ANU (Taylor). This bird was first recorded at the ANU in 1974. A=0.003 F=1% W=10 R<0.5% See *CBN* 9(4):146.

Eastern Rosella *Platycercus eximius* VC.BR.

GBS: slightly more numerous than in 1983-84. General increase in numbers from Nov onwards. First f/3rd Week Dec, ANU (Taylor); last f/3rd week Feb, Red Hill (Andrews). A=1.48 F=96% W=52 R=54%



Pale-headed Rosella *Platycercus adscitus* E. Last rec: ?

Mallee Ringneck *Barnardius barnardi* E.? Last rec: ?

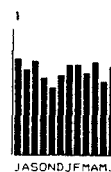
Port Lincoln Ringneck *Barnardius zonarius* VU.BR/E.

GBS: 1 bird every week, O'Connor (Nix); 1/4th week Jul, O'Connor (ACT Parks and Conservation). A=0.015 F=2% W=48 R=1%

Other: 1 sporadically in Miller St, O'Connor (Prendergast and Brooks). Same bird ?

Red-rumped Parrot *Psephotus haematonotus* C.BR.

GBS: numbers returned to 1982-83 levels after a drop in 1983-84. Less numerous in spring. Numbers more consistent throughout the year than in 1983-84. F/3rd - 4th week Nov, Kambah (Wilson). Other breeding rec: ANU (Taylor). A=0.675 F=51% W=52 R=11%



Other: bred at O'Malley (Guy).

Blue Bonnet *Northiella haematogaster* R.V. Last rec: 1980.

Blue-winged Parrot *Neophema chrysostoma* VR.V. Last rec: 1965.

Peachface Lovebird *Agapornis roseicollis* E.

GBS: 1 recorded 3rd week Mar-1st week Apr, O'Connor (Nix).
A=0.001 F=1% W=3 R<0.5%

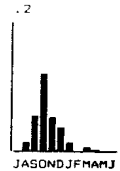
Rose-ringed Parakeet *Psittacula krameri* E.

GBS: 1 recorded 1st-4th week Feb, Aranda (Hahne and Kennemore).
Also recorded in this garden May-Jun 1984 (see CBN 9 (4):157).
A=0.001 F=1% W=4 R<0.5%

CUCKOOS

Pallid Cuckoo *Cuculus pallidus* C.BSM.

GBS: overall numbers and distribution down by about half, but still the most widespread cuckoo, recorded in nearly one third of gardens. Strong Oct peak as in 1982-83 but not 1983-84. Very few recs Jan-Feb. First rec: 1/3rd week Aug, Melba (Moncur) (usual time)(cf. 1st Victorian rec: 19 Aug [see VBR, p.281]; last rec: 1/1st week Apr, Aranda (Hahne and Kennemore) (rather late?). A=0.026 F=30% W=23 R=2%



Other: bred at Museum Site; 4-6 individuals/7 Dec, Angle Crossing (Taylor).

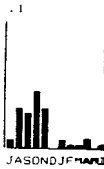
Brush Cuckoo *Cuculus variolosus* U.BSM.

GBS: unusual urban recs - 1/5th week Oct and 1/2nd week Nov, Ainslie (B.FitzGerald); 1/1st week Feb, Chapman (Browning); 1/14 Week Mar, Ainslie (FitzGerald). A=0.001 F=2% W=4 R<0.5%

Other: 2/6 Oct, Manar (Gregory-Smith); 1/10 Nov, Isaacs Ridge (Guy).

Fan-tailed Cuckoo *Cuculus pyrrhophanus* C.BSM.

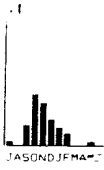
GBS: numbers down by nearly 50% compared with 1983-84. Very few autumn records. Some appear to be overwintering. First rec: 1/5th week Jul, O'Connor (Nix); last rec: 1 (overwintering?)/4th week Jun, Duffy (L.Thorburn). A=0.014 F=17% W=26 R=1%



Black-eared Cuckoo *Chrysococcyx osculans* R.V. Last rec: 1969.

Horsfield's Bronze-Cuckoo *Chrysococcyx basalis* C.BSM. GBS:

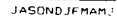
much more numerous and widespread than in 1983-84, but still not up to 1982-83 levels. First rec: 1/1st week Jul, Chapman (Browning); last rec: 1/3rd week May, Chapman (Browning). Both overwintering birds ? A=0.012 F=20% W=22 R=1%



Other: parasitised Yellow-rumped Thornbill, Grey Fantail, Brown Thornbill/Dec-Jan, Isaacs Ridge and O'Malley (Guy).

Shining Bronze-Cuckoo *Chrysococcyx lucidus* C.BSM.

GBS: distribution and numbers largely unchanged. Preceding species is four times as numerous. First rec: 1/9 Sep, O'Connor (Nix); last rec: 1/3rd week Apr, Weetangera (Wood). 1 juv fed by Yellow-rumped Thornbill/3rd week Jan and 1st week Feb, Kambah (Goodridge). A=0.003 F=8% W=8 R<0.5%



Other: 1 juv in Yellow Robin's nest/Oct, Isaacs Ridge (Guy).

Common Koel *Eudynamys scolopacea* R.V. Last rec: 1981.


Channel-billed Cuckoo *Scythops novaehollandiae* R.SV. Last rec: 1981.

OWLS

Powerful Owl *Ninox strenua* C.BR. Last rec: 1984.

Southern Boobook *Ninox novaeseelandiae* C.BR ?

GBS: overall numbers and distribution unchanged. Strong spring peak as in previous years. Autumn number: significantly lower than in 1983-84. A=0.046 F=31% W=4!5 R=4%



Barking Owl *Ninox connivens* R.V ? Last rec: 1983.

Barn Owl *Tyto alba* MC.BR ?

Significant increase following mouse plague. First recs since 1982. GBS: six urban recs - 1/2nd week Sep, Turner (Thorburn); 1/4th week Sep, ANU (Taylor); 1/4th week Oct, Ainslie (Taylor); 1/4th week Oct, Ainslie (Lenz); 1/2nd week Mar, Ainslie (Lenz); 1/5th week Apr, Weston (Lepschi). A=0.002 F=6% W=5 R<0.5%

Other: 1 road kill/16 Aug, Murrumbateman (Taylor); 1 road kill/27 Sep, Bungendore (Taylor); 1 roosting/1 Oct, Duffy (Gregson); 4 road kills Within 250 m of one another/25 Oct, Lanyon (Taylor); 1 roosting/2 Apr, City (Holland).

Masked Owl *Tyto novaehollandiae* VR.V. Last rec: 1960.

Eastern Grass Owl *Tyto longimembris* VR.V. Last rec: 1982.

FROGMOUTH AND ALLIES

Tawny Frogmouth *Podargus strigoides* MC.BR (ranges), U (city). GBS: 1/3rd week Nov, Ainslie (FitzGerald); 1/1st week Dec, Ainslie (FitzGerald); 1/2nd week Dec, Ainslie (FitzGerald). A=0.001 F=1% W=3 R<0.5%

Other: 1 road kill/25 Oct, Lanyon (Taylor); 1/4th week Jan, Murrumbateman (G.Gibson).

Australian Owlet-nightjar *Aegotheles cristatus* MC.BR ?

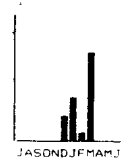
GBS: 1/1st and 2nd Weeks Mar, Ainslie (FitzGerald). A=0.001 F=1% W=2 R<0.5%

White-throated Nightjar *Caprimulgus mystacalis* VU.SM/PM ? Last rec: 1983

SWIFTS

White-throated Needletail *Hirundapus caudacutus* MC.NBSM.

GBS: total of 26 recs - first rec: 1/1st week Dec, Hughes (M.Wright); last rec: 1/2nd week Apr, Weston (Lepschi); largest flock: 100/3rd week Mar, Latham (Barwell). Many records 3rd Week Jan and 2nd-3rd Week Mar. A= 0.112 F=20% W=12 D=0 E%



Other: 5/1st week Jan, Gundaroo (Moore); 6/16 Jan, O'Connor (R.Metcalf); 50+/17 Jan, Red Hill (Veerma); 5/19 Jan, O'Connor (Metcalf); 2/20 Jan, O'Connor (Metcalf); c.100 with storm front/17 Mar, Turallo Ra (J.Gibson); 10/18 Mar, Uriarra Hs (Ross).

Fork-tailed Swift *Apus pacificus* VU.NBSM.

GBS: 7/1st Week Feb, Pearce (Guy). A=0.002 F=1% W=1 R<0.5% Other: 8/Feb, Chifley (Guy); 3/18 Mar, O'Connor (Metcalf); 6/20 Mar, O'Connor (Metcalf).

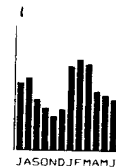
KINGFISHERS, BEE-EATER AND DOLLARBIRD

Azure Kingfisher *Ceyx azurea* R.V.

Very unusual rec: 1/3 Nov, Sullivan's Ck, ANU (Prendergast).

Laughing Kookaburra *Dacelo novaeguineae* C.BR.

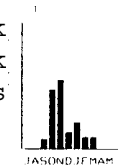
GBS: numbers and distribution unchanged over past four years. Seasonal fluctuations with spring min followed by summer max also remarkably consistent. F/3rd week Jan, Ainslie (FitzGerald). A=0.505 F=77% W=52 R=24%



Red-backed Kingfisher *Halcyon pyrrhopygia* VU.SM (rural), R.SM (city). Last rec: 1981.

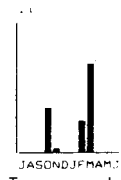
Sacred Kingfisher *Halcyon sancta* C.BSM.

GBS: numbers and distribution unchanged. First rec: 2nd week Sep, Ainslie (FitzGerald) (rather early); last rec: 3rd week Mar, Latham (Barwell) (about average). Seasonal fluctuations very similar to 1983-84. A= 0.014 F=27% W=23 R=1%



Rainbow Bee-eater *Merops ornatus* MC.BSM (rural), MC.PM (city).

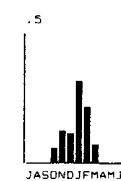
GBS: slightly more numerous and widespread than 1983-84, still below 1982-83 levels. First rec: 1/4 Oct, ANU (Taylor) (normal) (cf. 1st Victorian rec: 2 Oct [VBR, p.30]); last rec: 3/1st week Mar, Cook (C.Zanetti and Drake), Ainslie and Holder (R.Thackway) (later than previous two years). Largest flock: 15/1st week Mar, Ainslie (Taylor). A=0.012 F=11% W=E R<0.5%



Other: regular, max 8/3rd week Oct-3rd Week Feb, Murrumbateman. (G.Gibson); 2/13 Oct, Pine Is (Guy); 2/18 Nov, Uriarra Crossing (Holland); 10, some nesting/7 Dec, Smiths Rd, Tharwa (Taylor); 4/2E Jan, Orroral (Drake); 2/Feb, LBGE (Ross); 10+/3 Mar, Kambah Pool (Holland).

Dollarbird *Eurystomus orientalis* C.BSM.

GBS: numbers and distribution similar to 1983-84, but still lower than 1982-83. Peaks later than many other summer migrants. First rec: 1/4th week Sep, Kaleen (Mayr and Masters) (earlier than usual); last rec: 1/4th week Mar, Chapman (Browning) (latest in recent years). 2f/5th Week Jan - 1st Week Feb, Chapman (Whatman). A=0.080 F=45% W=26 R=5%



Other: regular, max 4/Jan-Feb, Murrumbateman (G.Gibson); 2 ad+1 in nest/15 Jan, O'Malley (Guy).

LYREBIRD

Superb Lyrebird *Menura novaehollandiae* MC.BR (ranges).

6-8/14 Aug, Boboyan Rd (Taylor); 1/4 Nov, Honeysuckle Ck (J.Gibson); 1m on display mound/9 Jun, Oakey Ck (J.Gibson); 1 fem/23 Jun, Sunny Corner Trail (J.Gibson).

LARKS

Singing Bushlark *Mirafra javanica* U.BSM ? Last rec: 1984

Skylark *Alauda arvensis* MC.BR.

GBS: 1 recorded regularly 1st week Aug - 4th week Nov, Mitchell (Redmond). A=0.002 F=1% W=6 R<0.5%

Other: regular and numerous, LBath, but fewer recs Nov-Jan, max 474, including two flocks of c.200/23 Jun (various); occasional, max 8, LTug (Holland); regular, max 10, breeding, LBGE (Ross).

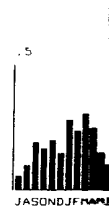


SWALLOWS AND MARTINS

White-backed Swallow *Cheramoeca leucosternum* VU.BSM. Last rec: 1980.


Welcome Swallow *Hirundo neoxena* VU.BSM.

GBS: numbers largely unchanged over past four years, although summer-autumn max is stronger than usual. Numbers always lower in cooler months. A=0.188 F=46% W=50 R=7%
Other: regular and numerous except spring, LBath, max 569/20 May (various); regular, max 400/20 Jan, LBGE (Ross); n/8 Oct, Woden TAFE (Guy).



Tree Martin *Cecropis nigricans* C.BM.

GBS: numbers have fallen steadily since 1982-83. First rec: 15/1st week Sep, Kaleen. (Clayton) (later than usual?); last rec: 1/2nd Week Mar, Weston (Lepschi). Possibly a passage migrant in urban areas. A=0.015 F=5% W=10 R<0.5%




Other: fairly regular, LBath, including unusual winter recs (3/22 Jul, LBath E+S, McCorquodale, Grant), max 200/10 Feb, LBath (Lenz); occasional, max 5, LBGE (Ross); bred Oct-Nov, Coleman (Holland); 4 in tree hollows/21 Oct, Mt Taylor (Larkin); 2/21 Oct, LTug (Holland); 12/7 Dec, Smiths Rd, Tharwa (Taylor).

Fairy Martin *Cecropis ariel* C.BM.

GBS: 8/4th week Jan, Kaleen (Marr and Masters); 1/4th week Jan, Mitchell (Redmond); 6/5th week Jan, Kaleen (Marr and Masters). A=0.005 F=2% W=2 R<0.5%

Other: occasional in spring LBath (various).




PIPIT

Richard's Pipit *Anthus novaeseelandiae* C.BR.

GBS: recorded sporadically Aug-Apr, Kambah (Wilson, Goodridge), Mitchell (Redmond) and Curtin (Nagle and Zuvich). A=0.005 F=5% W=10 R<0.5%

Other: regular and numerous, max 100/23 Sep, LBath (various); regular, max 12, LTug (Holland); regular, max 4, breeding, LBGE (Ross); 1-3 occasionally, Isaacs Ridge and O'Malley (Guy); 1/30 Sep, Mt Taylor (Veerman); 2/16 Oct, Birrigai (Larkin); 1/18 Oct, Apollo Rd (Larkin); 1/25 Oct, Birrigai (Larkin); 1/20 Nov, Uriarra Crossing (Larkin); 10 in flock/2 Feb, Florey (J.Gibson); 5/4 Mar,

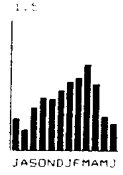
Naas Ck (Larkin).



CUCKOO-SHRIKES, CICADABIRD AND TRILLER

Black-faced Cuckoo-shrike *Coracina novaehollandiae* C.BSM.

GBS: overall numbers steady since 1982-83, but all below 1981-82 levels. Sep influx and Mar exodus as in previous years. Numbers consistently high through summer unlike 1982-83 and 1983-84. Carrying nest material/5th week Oct, Ainslie (FitzGerald); first f/5th week Oct, Chapman (Browninq); last f/1st week Mar. Weston (Lepschi); other recs: Kaleen (Clayton), Holt (Davey); Aranda (Hahne and Kennemore), Red Hill (Andrews), Kambah (Goodridge). A=0.618 F=93% W=52 R=38%



Other: bred at Museum Site; 1 ad+1 juv (late brood)/2 Apr, Mt Ainslie (Lenz).

White-bellied Cuckoo-shrike *Coracina papuensis* VU.V.

GBS: 1 race *robusta*, dark morph/4th week Mar-1st week Apr, Holt (Davey).

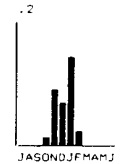
Other: 1/16 Dec, LBG sect.4 (Cornes).

Cicadabird *Coracina tenuirostris* U.BSM (ranges).

1+/9 Jan, Lowdens Camp (COG).

White-winged Triller *Lalage sueurii* BSM.

GBS: numbers slightly lower than 1983-84. Distribution similar. First rec: 1/3rd week Oct, ANU (Taylor) (rather late); last rec: 2/1st week Feb, Latham (Barwell) (early, see below). First f/1st week Jan, ANU (Taylor); last f/1st week Feb, Turner (Grant); other breeding rec: Hughes



(I.Anderson). A=0.030 F=17% W=17 R=2%

Other: bred O'Malley (Guy); 3 (non-breeding plumage)/11 Feb, LBGE (Ross).


THRUSHES, FLYCATCHERS AND ALLIES

White's Thrush *Zoothera dauma* C.BR/PM (ranges), U.WM (city).

GBS: unusual urban record - 1/1st week Apr, Deakin (P.Mooney).

Blackbird *Turdus merula* C.BR.

GBS: slightly more numerous than in previous three years, but with similar summer max. Recorded throughout suburban areas, except Tuggeranong: no records south of Farrer. First n/3rd Week Aug, Aranda (Hahne and Kennemore); last n/2nd week Dec, Kambah (Wilson); 1st f/3rd week Sep, Weet angera (D.Wood); last f/3rd week Jan, Chapman (J.Whatman); other breeding recs: Barton (J.Lipscombe), ANU (Grant and McCorquodale), Chifley (Veerman), Farrer (Redmond, Rentz); Hughes (D.Johnson, Wright). A=1.33 F=89% W=52 R=60% Other: bred at Museum Site.



Jacky Winter *Microeca leucophaea* VU.BR/M ?

1/21 Oct, LBG sect.6 (Beardsell); 2/1st Week Apr, Murrumbateman (G.Gibson); 1/3 May, LBGE (Ross); 1/2nd week Jun, Murrumbateman (G.Gibson); 1/23 Jun, LBG sect.4 (Cornes).

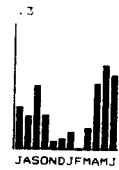
Crested Shrike-tit *Falcunculus frontatus* U.BR (ranges), U.V (city).

1/26 Aug, Tid (Drake and Zanetti); 1/2 Dec, Lowden's Camp (J.Gibson); present/10 Mar, Tinderry Ra (COG); 2/17 Mar, Turallo Ra (J.Gibson); 2 occasionally/4th week Apr-4th week Jun, Murrumbateman (G.Gibson); 1/7 Jun, Tid (Holland).

Olive Whistler *Pachycephala olivacea* U.BR (ranges), VU.WV (city).

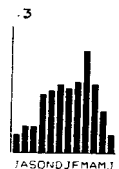
Golden Whistler *Pachycephala pectoralis* MC.BSM (ranges), MC.WV (city).

GBS: seasonal fluctuations, numbers and distribution largely unchanged. A=0.092 F=37% W=47 R=8%



Rufous Whistler *Pachycephala rufiventris* MC.BSM (some overwinter).

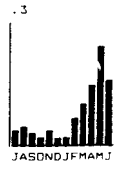
GBS: numbers and distribution unchanged. However, no spring max recorded this year. A=0.129 F=57% W=52 R=11%
Other: bred at Museum Site.



Grey Shrike-thrush *Colluricincla harmonica* MC.BR.

GBS: numbers and distribution largely unchanged, but numbers in late winter and spring were lower than 1983-84. A=0.080 W=49 R=7% F=46%

Other: bred at Museum Site and Isaacs Ridge (Guy).




Black-faced Monarch *Monarcha melanopsis* R.V.

GBS: very unusual rec - 1/4th week May, Cook (Zanetti and Drake).

Other: present/9 Jan, Lowdens Camp (COG).

Leaden Flycatcher *Myiagra rubecula* C.BSM.

GBS: overall numbers unchanged but less widespread than in 1983-84. First spring rec very early: 1/1st week Aug, Aranda (Hahne and Kennemore); last autumn rec: 1/4th week Apr, O'Connor (J.Vandermark) (later than usual). Max in spring and late summer as in previous years. A=0.021 F=15% W=25 R=2%



Other: bred Isaacs Ridge (Guy).

Satin Flycatcher *Myiagra cyanoleuca* U.BSM (ranges), PSM (city)

GBS: first spring rec: 2/5th week Oct, Ainslie (FitzGerald) (but see below); last spring rec: 1/1st week Dec, Chapman (Browning). First autumn rec: 1/4th week Mar, Cook (McKenny); last autumn rec: 1/1st week May, Chapman (Browning). Back to 1982-83 levels after high numbers in



1983-84. A=0.004 F=6% W=7 R<0.5%

Other: 1m/14 Oct, NBG (Lenz); 1/23 Oct-10 Nov, Isaacs Ridge (Guy); 1/30 Oct, Barton (Doyle); present/9 Jan, Lowdens Camp (COG); present/10 Mar, Tinderry Ra (COG).

GBS: individuals recorded from 8 locations. As in previous years, few spring recs. 1 recorded regularly, 1st-3rd week Jul, ANU (Taylor, Grant and McCorquodale, see below), 1/4th week Jul, O'Connor (Nix); 1/5th week Jul, Lyneham (Hone and Upitis) - same bird? Also 1/3rd week, Jul, Pearce (Guy); 4

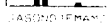


recs Jul-Jun, Holt (Davey); 1/Feb-Mar, Chapman (Holland); 1/2nd - 4th Week Jun, Kaleen (Clayton). See also CBN 9:146.

Other: 1/7 Jul, ANU (Prendergast); 1/15 Aug, Glendale Crossing (Taylor); 1/23 Feb and 30 Mar, O'Malley (Guy); 1/20 Apr, Tharwa (Taylor and Roberts); 3/20 Apr, Honeysuckle Ck (J.Gibson).

Rufous Fantail *Rhipidura rufifrons* MC.BSM (ranges), PSM (city).

GBS: first spring rec: 1/4th week Oct, Pearce (Allen) (later than 1983-84); last spring rec: 1/3rd week Nov, Ainslie (FitzGerald) (same week as 1983-84). Only one autumn rec: 1/1st week Mar, Weetangera (Wood). Numbers




slightly lower. A=0.002 F=5% W=5 R<0.5%


Other: 1/7-8 Oct, Telopea Park (Doyle); 1/20 Oct and 4 Nov, Isaacs Ridge (Guy); regularly present at least during summer, Lowdens Camp (COG, J.Gibson).

Grey Fantail *Rhipidura fuliginosa* VC.BSM (ranges), OW (city).

GBS: significantly more numerous than in 1983-84, comparable with 1982-83 levels. Spectacular increase in numbers between late Dec and early Feb. Strong late summer-autumn max as in previous years. 1f/5th week Jan, Farrer (Preston). A=0.289 F=76% W=52 R=18%

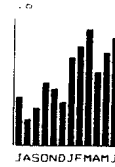


Other: bred at Museum Site and LBGE



Willie Wagtail *Rhipidura leucophrys* C.BR/PM ?

GBS: overall numbers and distribution unchanged, but autumn numbers rather higher than in 1983-84. First n/3rd week Oct, ANU (Taylor); last n/1st week Feb, Black Mt (Stein and Moncur); first f/1st week Jan, ANU (Taylor); last f/5th week Jan, ANU (Taylor); other breeding recs: Yarralumla



(C.Cannon). A=0.343 F=89% W=52 R=25%

Other: regular, max 19/20 May, LBath (Lenz, various); bred at Museum Site and LBGE (Ross).

WHIPBIRD, QUAIL-THRUSH AND BABBLERS

Eastern Whipbird *Psophodes olivaceus* MC.BR (ranges).

9 Feb, Lowdens camp (COG); 1 calling/30 May, Cotter Pumping Station (Taylor).

Spotted Quail-thrush *Cinlosoma punctatum* U.BR.

1-2/15 Jul, 29 Jul, 4 Aug, Manar (Gregory-Smith); 1/23 Feb, Brindabella Rd (Larkin); 3/7 Mar, Brindabella Rd (Larkin); 5/14 Apr, Mt Franklin (Larkin); 4/14 Apr, Honeysuckle Ck (J.Gibson); 1/20 Apr, Honeysuckle Ck (J.Gibson); 2/23 May, Brindabella Rd (J.Gibson); 1/30 Jun, Hardy Ra (Barwell).

Grey-crowned Babbler *Pomatostomus temporalis* VR.BR Last rec: 1975.

White-browed Babbler *Pomatostomus superciliosus* SU Last rec: 1950.

OLD WORLD WARBLERS

Clamorous Reed-Warbler *Acrocephalus stentoreus* VC.BM.

GBS: 4 recs from 2 gardens. A=0.002 F=2% W=4 R<0.5%
Other: recorded all months (some birds overwintered), max 150+/11 Nov, breeding, LBGE (Ross); very common at Museum Site, first rec: 27/23 Sep; max 112/16 Dec, presumed breeding; occasional, max 8, LTug (Holland); bred Nov, Gungahlin (Davey); 14/10 Feb, LGin (R.Digan).

Little Grassbird *Megalurus gramineus* MC.BR.

Recorded all months, max 10, breeding, LBGE (Ross); recorded from 23 Sep at Museum Site, max 13/16 Dec, presumed breeding; occasional, max 3, LTug (Holland).

Golden-headed Cisticola *Cisticola exilis* MC.BR.

Regular all months, max 12, breeding, LBGE (Ross); regular, max 8, LTug (Holland); calling/16 Nov, Emu Ridge, Belconnen (Clayton).

Rufous Songlark *Cinclorhamphus mathewsi* I.BSM.

GBS: unusually early rec - 1/2nd week Sep, Downer (Tappere and Cohen)(cf. 1st Victorian rec: 1 Sep [see VBR, p.32]). 2 recorded regularly 3rd Week Oct-4th week Nov, Kambah (Wilson). 1 recorded regularly 3rd Week Nov-1st Week Dec, Hughes (Anderson). A=0.005 F=4% W=9 R<0.5%

Other: 1/25 Oct, Pine Is (Taylor); 1/27 Oct, Black Mt Pen (Guy); 1/16 Nov, Black Mt Pen (Holland); 1/24 Nov, ANU Staff Centre (Taylor); 2/25 Nov, LBath (Bennett and Vandermark); 2/7 Dec, Smiths Rd, TharWa (Taylor); 2/7 Dec, Angle Crossing (Taylor).

Brown Songlark *Cinclorhamphus cruralis* I.BSM.

1m/21 Oct, LBath SE (Lenz); 1/21 Oct, LBath NE (Doyle); 1m/16 Dec, LBath NE (Lenz); 2/20 Jan, LBath SE (Lenz).

WRENS, THORNBILLS AND ALLIES

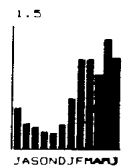
Superb Fairy-wren *Malurus cyaneus* C.BR.

GBS: far more frequently recorded than in any previous year. Late summer increase has been recorded previously. Sole urban breeding rec: first f/1st week Dec - last f/1st Week Mar, ANU (Taylor). A=0.676 F=62% W=52 R=20%

Other: very widespread and numerous at Museum Site where it bred.

Pilotbird *Pycnoptilus floccosus* MC.BR (ranges).

1 with lyrebirds/10 Nov, Nursery Swamp (J.Hone); 1/9 Jun, Mountain Creek Lyrebird Trail, Tid (Holland).

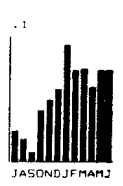


White-browed Scrubwren *Sericornis frontalis* C.BR(ranges), U.BR (city).

GBS: considerably more numerous and widespread than in 1983-84. After a slight drop to a min in Sep, numbers rose rapidly and remained high throughout the year. A=0.055 F=12% W=43 R=3%

Other: Widespread and numerous at Museum Site where it bred; 2 ad+2 juv in nest/13 Oct, Isaacs Ridge (Guy).


Chestnut-rumped Hylacola *Sericornis pyrrhopygius* R.V. Last rec: 1975.



Speckled Warbler *Sericornis sagittatus* MC.BR.

GBS: overall numbers unchanged, but much more widely recorded (1983-84 - F=4%). Most recs were from Ainslie, O'Connor and Lyneham areas. A=0.010 F=11% W=16 R<0.5%

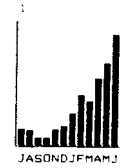
Other: recorded occasionally at Museum Site and at O'Malley (Guy); 1/10 Feb, LBG N of Parl. House (Ross); 3/15 Feb, Black Mt Pen (Prendergast, Brooks); 1/7 Apr, Black Mt (Pren-



dergast); 2/19 May, Gungahlin Hill (J.Gibson); 3/28 May, Black Mt (Prendergast); 2/15-16 Jun, Lyneham (Prendergast); 1/27 Jun, Scrivener Dam (Prendergast).

Weebill *Smicrornis brevirostris* C.BR.

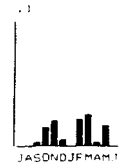
GBS: very spectacular build-up from Oct through till Jun. Numbers of this species have been subject to substantial fluctuations in the past. Partly nomadic? A=0.323 F=32% W=52 R=10%



Brown Gerygone *Gerygone mouki* R.V. Last rec: 1983.

Western Gerygone *Gerygone fusca* U.BSM/PM ?

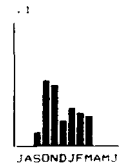
GBS: slightly more numerous than in 1983-84. First rec: 4th week Sep, Kaleen (Clayton) (rather late)(cf. 1st Victorian rec: 2 Oct [VBR, p.321]; last rec: 4th week May, Kambah (Wilson) (normal?). Not recorded in Jan. A=0.009 F=11% W=20 R<0.5% None appeared to overwinter.



Other: 1-2/late Sep-early Mar, O'Malley (Guy); 1 heard/3 Mar, Kambah Pool (Holland).

White-throated Gerygone *Gerygone olivacea* C.BSM.

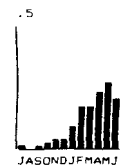
GBS: numbers and distribution largely unchanged. First rec: 1/4 Sep, ANU (Taylor) (same as 1983-84); last rec: 1/3rd Week Mar, Hughes (Anderson) (earlier than usual). A=0.019 F=21% W=26 R=2%



Other: 1/Oct-Feb, O'Malley (Guy).

Brown Thornbill *Acanthiza pusilla* MC.BR.

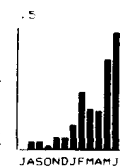
GBS: very marked build-up of numbers in the course of the year. Overall numbers and distribution about double 1983-84 levels. Status needs revision. A=0.111 F=29% W=43 R=6% Other: 3 ad+2 juv in nest/28 Sep and 1 ad+1 imm/13 Jan Isaacs Ridge (Guy).



Chestnut-rumped Thornbill *Acanthiza uropygialis* VR.V. Last rec: 1974.

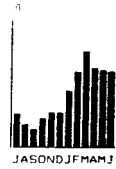
Buff-rumped Thornbill *Acanthiza reguloides* MC.BR.

GBS: very spectacular increase in numbers in the course of the year. None recorded in Jul, ay. of 0.5 birds per garden per week by Jun. Overall numbers double 1983-84 levels. Status needs revision. Sole urban breeding rec: f/3rd week Dec, Ainslie (FitzGerald). A=0.140 F=17% W=44 R=3% Other: bred Isaacs Ridge (Guy).



Yellow-rumped Thornbill *Acanthiza chrysorrhoa* C.BR.


GBS: numbers significantly higher than in 1983-84, but distribution unchanged. Numbers climbed steadily to a max in Mar. First n/3rd Week Aug, Ainslie (Taylor); last n/3rd week Oct, Kambah (Bell); first f/3rd week Sep, ANU (Grant and McCorquodale); last f/3rd week Jan, Kambah (Wilson); other breeding recs: Chapman (Holland), Farrer (Rentz), Kambah (Bennett). A=1.73 F=82% W=52 R=37%
Other: regular, LBath (various); bred Isaacs Ridge (Guy).



Yellow Thornbill *Acanthiza nana* U.BR.

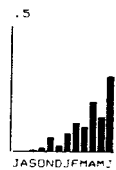
GBS: 2-3 recorded most weeks, O'Connor (Nix), small numbers recorded sporadically from 5 other sites. Unusual large flock: 10/2nd week Jun, Cook (Zanetti and Drake). A=0.031 F=7% W=38 R=1%

Other: 2 ad+2 juv/30 Sep and 2 ad+3 juv/29 Dec, Mt Ainslie (Lenz); 1 ad+2 juv/14 Feb, Murrumbidgee below Riverview Hs (Taylor); 8/2 Jun, Murrumbidgee below Bullen Range (Whatman;).



Striated Thornbill *Acanthiza lineata* C.BR/N ?

GBS: numbers built up steadily throughout year, in strong contrast to sudden drop in 1983-84, but similar to increase recorded in 1982-83. Status needs revision. Carrying nest material/5th week Oct, Ainslie (FitzGerald). A=0.092 F=30% W=35 R=3%



Southern Whiteface *Aphelocephala leucopsis* VU.BR.

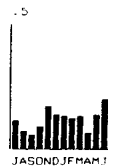
3+ with Diamond Firetails/26 Jul, Tuggeranong Hs (Taylor); 1/1E Nov, LGeo (Rowell); 1 with Diamond Firetails/26 May, Riverview H! (Taylor); 2-3/Oct, Dec, Mar, O'Malley (Guy); 1/4th week Jun, Murrumbateman (G.Gibson); 8/23 Jun, LBath NW (Nix).

SITTELLA AND TREECREEPERS

Varied Sittella *Daphoenositta chrysoptera* MC.BR.

GBS: unlike previous years, numbers remained fairly constant. A=0.119 F=17 W=42 R=2%

Other: 1/21 Oct, Mt Taylor (Larkin); 5+1 juv/20 Dec, O'Malley (Guy); 7/10 Feb, Lower Molonglo (Graham); 8/23 Mar, NBG (J.Gibson); 10/24 Mar, LBGE (Ross); 5/14 Apr, Honeysuckle Ck (J.Gibson); 10/15 Jun, Black Mt (J.Gibson).

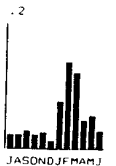


White-throated Treecreeper *Climacteris leucophaea* C.BR.

GBS: strong late summer-autumn max as in previous years. Numbers and distribution slightly higher than 1983-84.

A=0.052 F=21% W=47 R=5%

Other: 2 ad+2 juv/31 Dec, Isaacs Ridge (Guy).



Red-browed Treecreeper *Climacteris erythroptera* MC.BR

(ranges).
110 Mar, Tinderry Ra (COG).

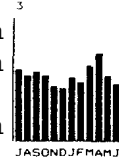
Brown Treecreeper *Climacteris picumnus* U.BR.

118 Mar, Sutton (Jolly); 6/8 Jun, Ladevale via Murrumbateman (J.Gibson); 1/26 Jun, Castle Hill (Taylor).

HONEYEATERS

Red Wattlebird *Anthochaera carunculata* C.BR.

GBS: slightly more numerous than in 1983-84. Distribution unchanged. Autumn peak as in previous years. First n/4th week Aug, ANU (Taylor); last n/3rd week Oct, ANU (Taylor); first f/4th week Aug, Lyneham (Prendergast); last f/4th week Mar, Kambah (Wilson); other breeding recs: Scullin (Butterfield), Ainslie (Taylor, Barr), ANU (Grant and McCorquodale), Chapman (Whatman), Farrer (Redmond, Preston), Pearce (Guy), Kambah (Goodridge), Rivett (Gregory-Smith). A=1.62 F=95% W=52 R=60% Other: bred LBGE (Ross).

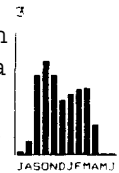


Little Wattlebird *Anthochaera chrysoptera* U.V. Last rec: ?

Spiny-cheeked Honeyeater *Acanthagenys rufogularis* VU.V. Last rec: 1982.

Noisy Friarbird *Philemon corniculatus* C.BSM.

GBS: overall numbers, seasonal fluctuation and distribution all very like 1983-84. Number of friarbirds leapt by a factor of 10 in the last week of Aug (see below), earlier than usual? Numbers fell steadily from 2nd week Apr. Small number overwintered as in 1983-84. Carrying nest materialist week Oct, Ainslie (FitzGerald); last n/3rd week Oct, Fraser (D.Ayliffe); first f/3rd week Nov, Scullin (Butterfield); last f/2nd week Feb, Kambah (Wilson); other breeding recs: Chapman (Whatman), Farrer (Redmond), Pearce (Guy), Kambah (Bell), Kambah (Goodridge). A=1.16 F=96% W=50 R=44%
Other: bred Isaacs Ridge (Guy); 5 migrating/25 Aug, Yarramundi Reach (Drake); 2 ad+2 juv, late brood/26 Mar, ANU (Lenz); winter rec: 1/9 Jun, LBGE (Ross).



Little Friarbird *Philemon citreogularis* VU.SV. Last rec: 1983.

Regent Honeyeater *Xanthomyza phrygia* U/I.BV.

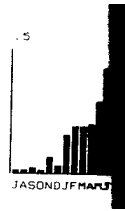
GBS: unusual urban rec: 10/2nd week Feb, Hughes (Anderson). A=0.003 F=1% W=1 R<0.5%
Other: 1 feeding in flowering eucalypt/28 Oct, Castle Hill (Mason); a group/23 Feb, Red Hill (Anderson).

Blue-faced Honeyeater *Entomyzon cyanotis* VR.V. Last rec: 1943 ?

Noisy Miner *Manorina melanocephala* C/L.BR.


GBS: very marked increase in numbers during the year. Numbers and distribution largely unchanged. A=0.137 F=14% W=40 R=3.%

Other: permanent colony, max 22, Holt-Higgins (Graham, J.Gibson); 4 ad+1 juv/1 Oct, O'Malley (Guy); permanent colony, War Memorial (Taylor).



Yellow-faced Honeyeater *Lichenostomus chrysops* C.BSM (ranges), VC.PsM (city).

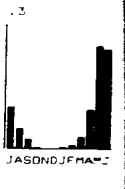
GBS: apparently only half 1983-84 levels, but the presence of one or two very large flocks may distort results. Spring migration 3rd week Aug-4th week Oct (generally early), peak in 4th week Sep. Autumn migration: 2nd week Mar-2nd week May, peak 4th week Mar-2nd week Apr (earlier than 1983-84). A=3.69 F=93% W=52 R=31%



Other: 50 migrating/25 Sep, LBGE (Ross); 3 flocks of about 70/2C Apr, moving south along Murrumbidgee at Tharwa (Taylor, Roberts); 10 migrating/26 Apr, LBGE (Ross); bred at Isaacs Ridge (Guy). Sec CBN 11 (1):2-14.

White-eared Honeyeater *Lichenostomus leucotis* C.BSM (ranges), C.WM (city).

GBS: overall numbers rather lower but distribution unchanged. Last spring rec: 2nd week Oct (same as 1983); first autumn rec: 4th week Jan (early return?). Most returned during Apr as in previous years. A=0.065 F=54% W=34 R=6%



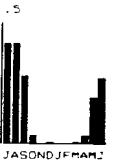
Yellow-tufted Honeyeater *Lichenostomus melanops* U.BR.

GBS: 1/4th week Apr, Kambah (Goodridge). One or two recorded in autumn most years.

Other: 1/15 May, Allens Ck, 250m above Murrumbidgee (Larkin, Robbins).

Fuscous Honeyeater *Lichenostomus fuscus* MC.BSM (ranges).


GBS: overall numbers lower and less widely distributed than in 1983-84. Dramatic decline in Sep as in previous years. Last spring rec: 3rd week Oct; unusual summer rec: 3rd week Dec; first autumn rec: 1st week Mar (very early), but present in substantial numbers from 3rd week Apr as in previous years. A=0.129 F=29% W=29 R=5%




Other: 30+/16 Sep, ANU (Lenz).



White-plumed Honeyeater *Lichenostomus penicillatus* MC.BR.
 GBS: overall numbers lower and less widely distributed than in 1983-84. spring min as in previous years. sole breeding rec: f/3rd week Feb, ANU (Taylor). A=0.134 F=35% W=48 R=6%
 Other: **recorded** regularly at Museum Site where it **bred**.



Brown-headed Honeyeater *Melithreptus brevirostris* MC.BR
 (open forest), U.V.(city).
 GBS: overall numbers and distribution much lower than in 1983-84, seasonal abundances show no pattern. Six recs (max 10) Jul-Jun, Kaleen (Clayton); 3 recs (max 5) Jun, Chapman (Holland). A=0.010 F=2% W=7 R<0.5%
 Other: regular, max 7/Sep-May, O'Malley (Guy); 1m/8 Nov, Mt Ainslie (Lenz).



White-naped Honeyeater *Melithreptus lunatus* C.BSM
 (ranges), VC.PsM (city).

GBS: overall numbers and distribution reduced. Only present in very small numbers after 2nd week Oct; several summer recs; first autumn rec: 2nd week Mar (rather early); large numbers passing through from 1st week Apr (earlier than usual); peak from 1st week Apr - 1st week May. A=0.576 F=54% W=37 R=7%



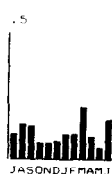
Painted Honeyeater *Grantiella picta* R.BSM. Last rec: 1978

Crescent Honeyeater *Phylidonyris pyrrhoptera* MC.BR
 (ranges), A (city).


GBS: overall numbers down by 30%, distribution unchanged. Last spring rec: 3rd week Nov; first spring rec: 4th Week Feb (very early) but only regularly present from 3rd week Apr (about average). A=0.015 F=14% W=20 R=1%
 Other: 3/2 Jun, Murrumbidgee below Bullen Ra (Whatman).



New Holland Honeyeater *Phylidonyris novaehollandiae* MC.BR
 GBS: numbers much greater but less widely distributed. Spring min, autumn max as in previous years. Unusual urban breeding rec: n/4th week Nov-3 week Dec, f/4th week Dec, all ANU (Grant and McCorquodale). A=0.106 F=10% W=51 R=2%



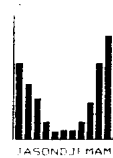
Tawny-crowned Honeyeater *Phylidonyris melanops* R.V. Last rec: 1965



Eastern **Spinebill** *Acanthorhynchus tenuirostris* MC.BR
(ranges), C.A (city).

GBS: overall numbers and distribution up by about 15%, but seasonal fluctuations largely unchanged in four consecutive years. Unusual urban breeding rec: carrying nest material/4th week Sep and imm/5th week Oct, Ainslie (FitzGerald). A=0.381 F=82% W=52 R=24%

Scarlet Honeyeater *Myzomela sanguinolenta* R.V. Last rec: 1983.



AUSTRALIAN CHATS

Crimson Chat *Ephthianura tricolor* VR.V. Last rec: 1981.

White-fronted Chat *Ephthianura albifrons* U.BR.

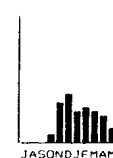
Regular and common, LBath, fewer in spring, max 127/21 Apr (various); 1/24 Nov, Point Hut (FitzGerald); 5/24 Mar, LTug (Holland).

MISTLETOEBIRD, PARDALOTES AND SILVEREYE

Mistletoebird *Dicaeum hirundinaceum* MC.BSM (some overwinter).

GBS: overall numbers and distribution largely unchanged. First spring rec: 1/3rd Week Oct, Chapman (Browning) (later than usual); unusual winter rec: 2/3rd week Jun, Cook (Zanetti and Drake). A=0.016 F=13% W=48 R=1%

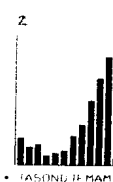
Other: 5/4 Feb, Uriarra Crossing (J.Gibson).



Spotted Pardalote *Pardalotus punctatus* C.BR/M.

GBS: overall increase of 400% over 1983-84; numbers returned to 1982-83 levels. Steady increase from Dec onwards. Partially nomadic? See remarks on Striated Pardalote. Carrying nest material/3rd week Oct and last nest Week Dec, Ainslie (FitzGerald); first first week Nov,

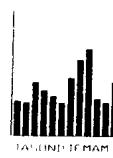
Holt (Davey); last f/2nd week Feb, Ainslie (FitzGerald); breeding recs: ANU (Taylor). A=0.712 F=63% W=52 R=21%



Yellow-rumped Pardalote *Pardalotus xanthopygus* R.V. Last rec: 1965.

Striated Pardalote *Pardalotus striatus* C.BR.

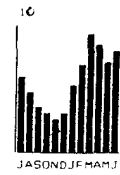
GBS: almost 100% increase on 1983-84 levels, but still below 1982-83 levels. Numbers fluctuated during the year. Partially nomadic? First n/4th week Aug and last n/4th week Oct, Barton (Lipscombe) (2nd brood); first f/4th week Aug,



Hughes (Johnson); last f/5th Week Jan, Kambah (Goodridge).
A=0.596 F=71% W=52 R=27%

Silvereye *Zosterops lateralis* VC.BR.

GBS: very Widespread. Overall numbers significantly higher than in previous three years. Seasonal fluctuations remarkably consistent for four consecutive years. First n/1st week Sep, Kaleen (Clayton); last n/3rd week Nov, Kambah (Goodridge) (2nd brood): first fist week Sep, Ainslie (Lenz); last f/4th week Feb, Kambah (Goodridge); other breeding recs: Weetangera (Wood), Ainslie (Taylor, FitzGerald), Turner (Grant), Chapman (Holland), Farrer (S.Chittick), Pearce (Guy), Hughes (Johnson), Holder (Epic). A=5.81 F=99% W=52 R=67%
Other: bred at Museum Site.

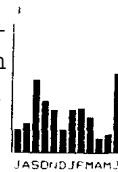


FINCHES AND SPARROWS

Canary *Serinus canarius* E. Last rec: 1982.

European Goldfinch *Carduelis carduelis* C.BR.

GBS: overall numbers and distribution unchanged, but seasonal fluctuations still show no pattern. Unusual urban breeding recs: 2fist-2nd week Feb, Farrer (Redmond). A=0.311 F=55% W=52 R=11%
Other: regular, max 70, LBGE (Ross); regular at LBath (various); bred at Museum Site.



European Greenfinch *Carduelis chloris* C.BR.

Small colony at Museum Site, possibly breeding; recorded most months, max 5, LBGE (Ross); regularly present, Jul-Oct, Barton (Doyle); regular colony at Canberra Boys Grammar, Griffith (Mason). See CBN 10 (3):104.

House Sparrow *Passer domesticus* VC.BR.

GBS: overall numbers and distribution unchanged. Seasonal fluctuations less marked, but early summer max as in previous years. Please record numbers accurately. First n/2nd week Aug, Cook (C.McKenny); last n/3rd week Dec, Latham (Barwell); first f/3rd week Oct. Ainslie (J.Barr); last fist week Jan, Kaleen (Clayon); other breeding recs: Ainslie (Barr), Turner (Barr, Grant), Chapman (Holland), Farrer (Rentz). A=8.64 F=98% W=52 R=75%

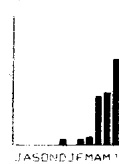


Tree Sparrow *Passer montanus* E? Last rec: 1969.



Red-browed Firetail *Emblema temporalis* MC.BR.

GBS: overall numbers and distribution up by 250%. Seasonal distribution was the exact opposite of previous year when the species disappeared in October. Status in urban areas needs revision A=0.277 F=25% W=28 R=3%



Other: 1 ad+1 juv/1 Oct. Isaacs Ridge (Guy); 2 ad+4 juv in nest/5 Jan, Uriarra Crossing (Taylor); 100/20 Apr, Angle Crossing (Taylor, Roberts); common and widespread/2 Jun, Murrumbidgee River Survey (various).

Beautiful Firetail *Emblema bella* VR.V. Last rec: ?

Diamond Firetail *Emblema guttata* UL.BR (outside urban area).

GBS: unusual rec from edge of urban area - 3/4th Week Jun, Kambah (Bennett).

Other: 6/26 Jul, Tuggeranong Hs (Taylor); 1+/1 Aug, LBGE (Ross); 3/Dec, O'Malley (Guy); irregular, max 8/Nov-Jun, Murrumbateman (G.Gibson); 2/13 Mar, Lower Molonglo (J.Gibson); 4/21 Apr, LGeo (J.Gibson); 17/26 May, Riverview Hs (Taylor).

Zebra Finch *Poephila guttata* R.BV/E.

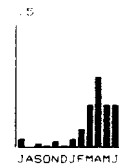
Addendum: 2 ('did not behave like escapees')/31 Mar 1984, Yarralumla (Calaby).

GBS: 1 ('escapee?')/1st week Jul, Kaleen (Clayton); 1 imm/2nd week Dec, Latham (Barwell); 1 ('very strong flight')/3rd week Dec, Kambah (Wilson). A=0.001 F=4% W=3 R<0.5%

Other: 1/13 Dec, Duntroon (Barwell).

Double-barred Finch *Poephila bichenovii* MCL.BR.

GBS: overall numbers down by 50%, distribution unchanged. Marked autumn max is interesting contrast to 1983-84 when strong winter-spring max was recorded. See remarks on Red-browed Firetail. A=0.088 F=25% W=33 R=3%



Other: 34/2 Oct, CCAE (Guy); bred Isaacs Ridge and O'Malley (Guy); 5/10 Feb, LGen (Digan).

Plum-headed Finch *Aidemosyne modesta* VR.V. Last rec: 1960. **Chestnut-**

breasted Mannikin *Lonchura castaneothorax* E. Last rec: ? **Nutmeg**

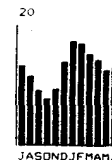
Mannikin *Lonchura punctulata* E. Last rec: 1983.

STARLING AND MYNA

Common Starling *Sturnus vulgaris* VC.BR.

GBS: as in previous years, the most numerous species in Canberra. Overall numbers slightly lower than in 1983-84. Still very widespread. Seasonal fluctuations very similar to 1982-83. First n/4th


week Sep, Latham (Barwell); last n/3rd week Dec, ANU (Taylor); first f/2nd week Oct, Kaleen (Clayton); last f/3rd week Jan Farrer (Redmond); other breeding recs: CCAE (Hahne), Cook (McKenny), Ainslie (Lenz, Barr, FitzGerald), Scullin (Butterfield), Fraser (Ayliffe), Aranda (Hahne and Kennemore), Barton (Lipscombe), Turner (Barr), Kambah (Wilson). A=13.1 F=99% W=52 R=76%



Other: regular, max 370, LBath (various); regular, max 1000/29 Jul and 1500/2 Feb, LBGE (Ross); c.2000/25 Feb, Holt (J.Gibson); c.6000i Apr, Civic (Lenz); c.3000i4 Jun, Civic (Taylor); nest under bridge/21 Oct, LTug (Holland).

Common Myna *Acridotheres tristis* CL.BR.

GBS: overall numbers have increased for the third consecutive year. Please submit all records. First f/2nd week Nov, Farrer (Redmond); last f/2nd Week Feb, Farrer (Redmond); other breeding recs: Weston (Lepschi), Chapman (Whatman), Pearce (Guy), Farrer (Preston), Hughes (Johnson). A=0.584 F=33% W=52 R=18%

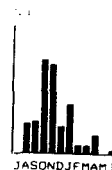


Other: regular, max 6, possibly breeding, LBGE (Ross); 1/31 Oct, Parl.House (Taylor); 1i7 Nov, Lyons (Gregory-Smith); unusual northside rec - 2 inspecting nest hollow/29 Nov, Black Mt Pen (Taylor); 1/30 Nov, Athllon Dr, Farrer (Taylor); 1 feeding/23 Dec, Black Mt Pen (Lenz); 25 on nature strip/2 Feb, Barrow St, Deakin (Taylor); 1i0 Apr, Parl.House (Taylor); 3i4 Apr, Boldrewood St, Turner (Prendergast); 2/4 Jun, Boldrewood St, Turner (Taylor).

ORIOLE, DRONGO AND BOWERBIRD

Olive-backed Oriole *Oriolus sagittatus* MC.BSM.

GBS: overall numbers and distribution down by about 40%. First rec: 1/2nd week Aug, Aranda (Ormay) (rather early); last rec: 3rd week Jun, Hughes (Anderson) (very late). 2 ad+2 juv/1st week Jan, Turner (Barr). A=0.024 F=27% W=29 R=2%



Other: 2 ad+2 juv/25 Nov, Isaacs Ridge (Guy); 2 ad+2 juv/4 Jan, Turner (Barr); 2/31 Mar, Camel Back Trail (J.Gibson).

Spangled Drongo *Dicrurus hottentottus* VR.V. Last rec: 1980.

Satin Bowerbird *Ptilonorhynchus violaceus* MC.BR. (ranges).

GBS: a number of interesting urban recs, all in Jun - 1st-2nd week Jun, Duffy (Thorburn); 7/3rd week Jun, Chapman (Browning); 1/4th week Jun, Deakin (Mooney). A=0.003 F=4% W=4 R<0.5%

Other: 20 at feeding table 9 Jul, Tid (Taylor); 4 4 Apr, Cotter Pumping Station (Taylor); 10 3 Jun, Pierces Ck (Taylor);

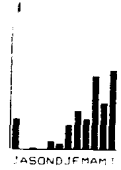
3/13 Jun, Cotter Pub (Taylor); common most months, Uriarra Forestry Settlement (Johnston).

MUDNEST-BUILDERS

White-winged Chough *Corcorax melanorhamphos* MCL BR.

GBS: overall numbers, distribution and seasonal fluctuations all unchanged. A=0.240 F=15% W=37 R=3%

Other: regular, max 10, LBGE (Ross); bred at Museum Site, NBG (Taylor) and Isaacs Ridge (Guy).




Apostlebird *Struthidea cinerea* VR.V. Last rec: 1948.

Australian Magpie-lark *Grallina cyanoleuca* VC.BR.

GBS: overall numbers, distribution and seasonal fluctuations all largely unchanged, but autumn numbers slightly lower. First n/1st week Sep, ANU (Taylor); last n/4th week Jan, Chapman (Holland); first f/2nd week Sep, Ainslie (Lenz); last f/1st week Feb, Rivett (Gregory-Smith); other

breeding recs: Yarralumla (Cannon), ANU (Grant and McCorquodale), Turner (Grant), Kambah (Wilson, Goodridge), Chapman (Whatman), Pearce (Guy), Farrer (Preston), Hughes (Wright). A=1.65 F=98% W=52 R=62%

Other: regular, LBath (various); regular, max 70, breeding, LBGE (Ross).



WOODSWALLOWS

Masked Woodswallow *Artamus personatus* I.BSM.

Corrigendum: CBN 9(3):131 - delete record of this species in Aranda. GBS: unusual recs - 5/4th week Nov and 1st week Dec, Kaleen (Clayton).

White-browed Woodswallow *Artamus superciliosus* I.BSM.

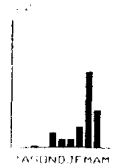
GBS: unusual recs - 35/4th week Nov and 80/1st week Dec, Kaleen (Clayton). Also unusually common in Victoria (VBR, p.34).

Dusky Woodswallow *Artamus cyanopterus* C.BSM.

GBS: overall numbers and distribution rather lower. First rec: 1/1st Week Sep, ANU (Taylor) (same as 1983-84); nesting -3rd week Nov, Hughes (Anderson); last rec: 10/5th week Apr, Curtin (Nagle and Zuvich) and 5/5th week Apr, Chifley (Veerman) (recorded until May in previous year). Autumn max

as noted in 1983-84. A=0.023 F=8% W=14 R<0.5%

Other: bred at Museum Site. Early rec: 1/2 Sep, Nat Library (Ross);



3 ad+8 juv/late Jan, O'Malley (Guy); 20/10 Feb, ANU Staff Centre (J.Gibson); last rec: 8/2 May, LBGE (Ross).


BUTCHERBIRDS, MAGPIE AND CURRAWONGS

Grey Butcherbird *Cracticus torquatus* MC.BR (ranges) VU/R.V
1 regularly at Isaacs Ridge and O'Malley (Guy); 1/12 Feb, Riverview Hs (Taylor).

Pied Butcherbird *Cracticus nigrogularis* VU.V. Last rec: 1982.

Australian Magpie *Gymnorhina tibicen* VC.BR.

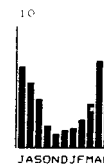
GBS: one of the few species recorded in all gardens. Overall numbers, distribution and seasonal fluctuations all largely unchanged. First n/2nd week Aug, Kambah (Bell); last n/4th week Nov, Ainslie (Taylor) (2nd brood); first f/1st week Sep, Lyneham (Prendergast); last f/3rd week Feb, ANU (Taylor); other breeding recs: Kaleen (Clayton), Cook (McKenny), Ainslie (Lenz), Scullin (Butterfield), Aranda (Hahne and Kennemore), Yarralumla (Cannon), Barton (Lipscombe), Narrabundah (Ross), Black Mt (Stein and Moncur), ANU (Grant and McCorquodale), Forrest (Slatyer), Kambah (Wilson, Schlager, Bennett), Chapman (Holland), Farrer (Redmond, Preston, Rentz), Pearce (Guy), Hughes (Johnson, Wright), Rivett (Gregory-Smith). A=2.26 F=100% W=52 R=78%



Other: regular at LBath (various); regular, max 46, LBGE (Ross); bred at Museum Site; building nest/12 Jul, Gungahlin (Clayton).

Pied Currawong *Strepera graculina* VC.BR (A).

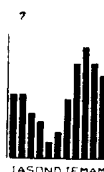
GBS: overall numbers slightly higher, but distribution and seasonal fluctuation largely unchanged. Population reached a plateau in Apr - slightly earlier than in 1983-84. First n/3rd week Aug, Cook (McKenny); last n/1st week Nov, Chapman (Holland); first f/3rd week Oct, Cook (McKenny); last f/2nd Week May, ANU (Taylor); other breeding recs: Kaleen (Clayton), Ainslie (Lenz, FitzGerald, Taylor), Scullin (Butterfield), Holt (Davey), Campbell (Cleland), Black Mt (Stein and Moncur), ANU (Grant and McCorquodale), Turner (Grant), Chapman (Whatman), Farrer (Redmond, Preston), Pearce (Guy). A=4.22 F=96% W=52 R=72%
Other: 1030 on roost flight/15 May, Scrivener Dam (Lenz).



Grey Currawong *Strepera versicolor* U.BR.

GBS: overall numbers up by 50%, distribution similar, spring numbers lower. F/1st week Feb and 2nd week Mar, Ainslie (Taylor). A=0.108 F=43% W=51 R=9%

Other: bred at Museum Site and Isaacs Ridge (Guy).




RAVENS

Australian Raven *Corvus coronoides* C.BR.

GBS: overall numbers, distribution and seasonal fluctuation have remained similar for four consecutive years. Autumn max. N/2nd week Aug-2nd Week Sep, then f/1st Week Oct, all Kambah (Bennett); last f/2nd week Dec, Kambah (Wilson).

A=0.699 F=92% W=52 R=39%

Other: regular, LBath (various); regular, max 13, breeding, LBGE (Ross); bred at O'Malley and Isaacs Ridge (Guy); 22/1st week Dec, Murrumbateman (G.Gibson).




Little Raven *Corvus mellori* MC.BR (rural).

GBS: many more recs than in 1983-84, more like 1982-83 - 50/2nd Week Dec and 6/3rd week Dec, Weston (Lepschi); 26/3rd week Jan, Cook (McKenny); 40/1st week Jan, Weston (Lepschi); 34/3rd week Jan, Rivett (Gregory-Smith); 19/1st week Apr, Farrer (Redmond).

A=0.053 F=5% W=4 R<0.5%

Other: regular, max 40, LBath (various); 10/25 Nov, LGeo N (Lenz).



NOTES ON THE PEACEFUL DOVE, DIAMOND DOVE AND OTHER UNCOMMON SPECIES NEAR CANBERRA

Ian M. Taylor

On 17 March 1986, Michael Wright, Roger Green and I visited an area of dry sclerophyll open forest near Kirawin homestead on Mountain Creek Road, about 35 km northwest of Canberra. The 1 ha site was bordered by the road on one side and by a creek on the other. It was fairly steep; there was some scrub in the lower part of the site, but for the most part, there was little understorey. Near one end of the site was a deep man-made trench. Although there had been almost no rain in the preceding two months, the trench still held a small pool.

The remarkable thing about this site was the number of rare and unusual birds it contained. In addition to two species not in the ACT Field List, there was one species with a report status of 3 and two With report status 2.

Some weeks earlier, while photographing Diamond Firetails, Michael had discovered and photographed a Diamond Dove's nest containing a typical clutch of two eggs. This dove is a rare vagrant in the Canberra area and this constitutes the first breeding record in the COG area of concern. We now returned to see how the young from this nest were progressing.

Before we had left the car, a pair of small doves were flushed from the side of the track to a low branch about 15m away where we could have a good look at them. The birds had fine barring on the neck and throat, and strong black scalloping on the wings: they were clearly Peaceful Doves, not the Diamond Doves we had been expecting. All around the area, during the hour we spent there, we heard the constant, placid call of this species, 'coo-la-coo, coo-la-coo'. We estimated that there was a minimum of six individuals in the area.

The Peaceful Dove was once common along the Murrumbidgee. Lamm and Calaby (1950) recorded it there frequently during their surveys in the late 1940s. There are very few recent records, and there is a tendency to discount Peaceful Doves near Canberra as escapees. The presence of a substantial wild colony near Canberra may require the status of Peaceful Doves to be reconsidered.

We easily located the immature Diamond Doves. They had left the nest. The 'diamonds' on their wings - tiny white spots - were clearly visible. A little later we saw an adult with a bright red eye-ring. This species is indeed rare in our area. There have been a handful of records in recent years, but like the Peaceful Dove these have mostly been dismissed as escapees. Jones (1929) included them in his list of the birds of Duntroon. The RAOU Atlas (Blakers, et al. 1985), shows no records near Canberra, and even more surprisingly, there are only four grid areas in the whole of NSW where breeding was recorded.

A little distance further, we heard a Brown Treecreeper calling and watched it feeding. This is another species that was once common around Canberra. Barrett (1922) stated that they were abundant at the Tuggeranong homestead. Lamm and Calaby (1950) found it more common than the White-throated Treecreeper along the Murrumbidgee. COG's current survey of the birds of the Murrumbidgee has located the White-throated Treecreeper at nearly all of the 18 survey sites, but the Brown has not yet been found. The species appears to have retreated to undisturbed Woodland areas such as Castle Hill where it is recorded regularly (R.Mason pers. comm.)

All around we could hear the distinctive rising whistle of the Diamond Firetail, and although we only glimpsed a few, on previous visits Michael had recorded up to 16 birds. Jones (1929) and Mathews (1943) mention this species, but the strongest evidence for its decline comes again from Lamm and Calaby (1950) who found an average of 140 birds per visit in spring and summer. COG surveys of the same area have failed to locate the species so far. The chief attraction for the firetails and the doves seems to be the permanent water supply.

We had excellent views of a Jacky Winter foraging in the dense foliage of a eucalypt. Both Barrett (1922) and Jones (1929) recorded the bird near Canberra, but it is generally thought to have declined in recent years. Frith (1984) calls it uncommon, but the Field List shows it as rare.

Just as we were about to leave, I heard a low bubbling call that reminded me of a Blackbird. This was followed by a musical piping. Michael Was able to whistle the birds down to within 5m of us. They were Crested Shrike-tits, an uncommon bird which is only reported two or three times per year.

The occurrence of six uncommon species, four of which were once comparatively numerous in Canberra, made this a most interesting site.

REFERENCES

- Barrett, C. (1922). 'Birds around a homestead'. *Emu* 21, pp.257-261.
- Blakers, M. et al. (1984) *The Atlas of Australian Birds*. Melbourne.
- Canberra Ornithologists Group (1985). *A Field List of the Birds of Canberra and District*. Canberra.
- Frith, H.J. (1984). *Birds in the Australian High Country*. Sydney.
- Jones, D.P. (1929). 'List of Birds of Canberra, the Federal Territory'. *Emu* 28, pp.252-4.
- Lamm, D.W. and Calaby, J.H. (1950). 'Seasonal variation of bird populations along the Murrumbidgee in the Australian Capital Territory'. *Emu* 50, pp.114-22.
- Mathews, G.M. (1943). *List of Birds of the Australian Capital Territory*. Commonwealth Forestry Bureau Leaflet 53. Canberra.

APPENDIX. SPECIES LIST FROM KIRAWIN AREA, MOUNTAIN CREEK ROAD.

Brown Falcon	<i>Falco berigora</i>
Peaceful Dove	<i>Geopelia placida</i>
Diamond Dove	<i>Geopelia cuneata</i>
Crimson Rosella	<i>Platycercus elegans</i>
Eastern Rosella	<i>Platycercus eximius</i>
Flame Robin	<i>Petroica phoenicea</i>
Eastern Yellow Robin	<i>Eopsaltria australis</i>
Jacky Winter	<i>Microeca leucophaea</i>
Crested Shrike-tit	<i>Falcunculus frontatus</i>
Rufous Whistler	<i>Pachycephala rufiventris</i>
Grey Shrike-thrush	<i>Colluricincla harmonica</i>
Grey Fantail	<i>Rhipidura fuliginosa</i>
Willie Wagtail	<i>Rhipidura leucophrys</i>
Superb Fairy-wren	<i>Malurus cyaneus</i>
Weebill	<i>Smicrornis brevirostris</i>
Western Gerygone	<i>Gerygone fusca</i>
Buff-rumped Thornbill	<i>Acanthiza reguloides</i>
Striated Thornbill	<i>Acanthiza lineata</i>
Varied Sittella	<i>Daphoenositta chrysoptera</i>
White-throated Treecreeper	<i>Climacteris leucophaea</i>
Brown Treecreeper	<i>Climacteris picumnus</i>
Noisy Friarbird	<i>Philemon carunculata</i>
Yellow-faced Honeyeater	<i>Lichenostomus chrysops</i>
White-plumed Honeyeater	<i>Lichenostomus penicillatus</i>
Spotted Pardalote	<i>Pardalotus punctatus</i>
Striated Pardalote	<i>Pardalotus striatus</i>
Red-browed Firetail	<i>Emblema temporalis</i>
Diamond Firetail	<i>Emblema guttata</i>
White-winged Chough	<i>Corcorax melanorhamphos</i>
Dusky Woodswallow	<i>Artamus cyanopterus</i>
Australian Magpie	<i>Gymnorhina tibicen</i>
Australian Raven	<i>Corvus coronoides</i>

Canberra Bird Notes is published quarterly by Canberra Ornithologists Group. The subscription rates are: Student (under 18) \$4.00; Single \$8.00; Family \$10.00 all with one copy of CBN; Institutions \$10.00.

Editor: P. Veerman, PO Box 301, CIVIC SQUARE, ACT, 2608
Rarities: J.B.FitzGerald, G.Clark, B.Baker, R.Schodde.

CANBERRA ORNITHOLOGISTS GROUP COMMITTEE

		Work	Home
President:	Peter Roberts		880325
Vice-President:	Chris Davey		546324
Secretary:	Jack Holland	411211	887840
Assistant		467401	
Secretary:	Jenni Cusbert	492784	815331
Treasurer:	Doug Ross	-	956041
Editor:	Philip Veerman	896354	314041
Records:	Ian M. Taylor	493167	476315
Expeditions:	Graham Browning	436374	889450
Conservation:	John Gibson	493133	-
Newsletter:	Joan Lipscombe	-	733948
Publications:	Tony Lawson	643125	889430
Member:	Richard Mason	493176	952086
Member:	Wayne Gregson	723659	884398
Member:	Brendan Lepschi	-	884243
Member:	Graham Chapman	411211	583726

<i>CONTENTS</i>	<i>PAGE</i>
Annual Bird Report: 1 July 1984 to 30 June 1985	26
Notes on the Peaceful Dove, Diamond Dove and Other Uncommon Species Near Canberra	88